



US00D333502S

United States Patent [19]

Onishi

[11] Patent Number: **Des. 333,502**

[45] Date of Patent: **** Feb. 23, 1993**

[54] **FISHING ROD**

[75] Inventor: **Kenji Onishi, Osaka, Japan**

[73] Assignee: **Shimano Industrial Co., Ltd., Osaka, Japan**

[*] Notice: The portion of the term of this patent subsequent to Dec. 15, 2006 has been disclaimed.

[**] Term: **14 Years**

[21] Appl. No.: **483,429**

[22] Filed: **Feb. 21, 1990**

[52] U.S. Cl. **D22/142**

[58] Field of Search **D22/142; 43/18.1, 18.5, 43/20, 22, 23**

[56] **References Cited**

U.S. PATENT DOCUMENTS

- D. 108,721 3/1938 Morgan D22/142
- D. 256,839 9/1980 Endo et al. D22/23

- D. 258,231 2/1981 Airhart D22/142
- D. 296,458 6/1988 Suzuki D22/142
- 4,578,890 4/1986 Childre 43/20
- 4,607,975 8/1986 Lo 43/18.5

Primary Examiner—A. Hugo Word
Assistant Examiner—Doris V. Coles
Attorney, Agent, or Firm—Dickstein, Shapiro & Morin

[57] **CLAIM**

The ornamental design of a fishing rod, as shown and described.

DESCRIPTION

FIG. 1 is a perspective view of a fishing rod showing my new design;
 FIG. 2 is a rear elevational view thereof;
 FIG. 3 is an enlarged partial right side elevational view;
 FIG. 4 is a left side elevational view thereof;
 FIG. 5 is a bottom plan view thereof;
 FIG. 6 is a top plan view thereof;
 FIG. 7 is a front elevational view thereof; and,
 FIG. 8 is a perspective view thereof.






FIG. 1

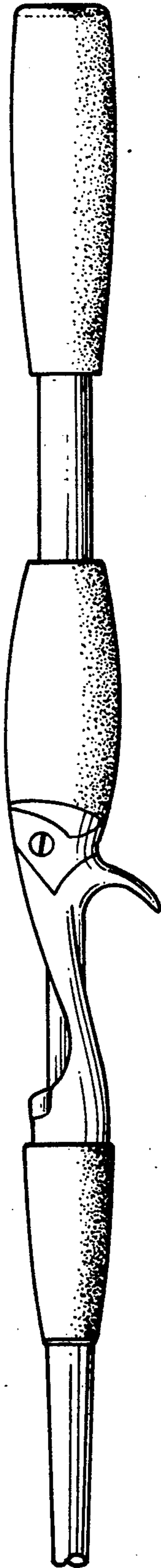


FIG. 3

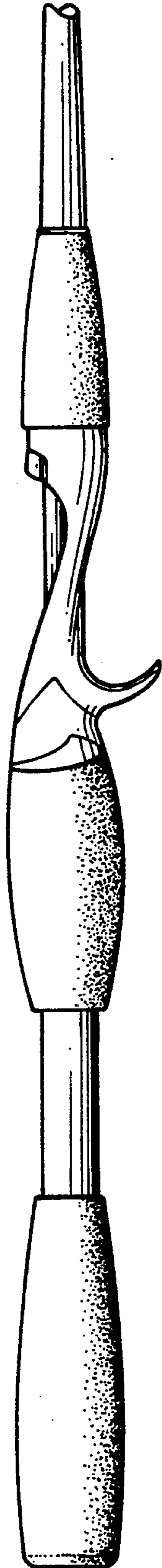


FIG. 4




FIG. 5

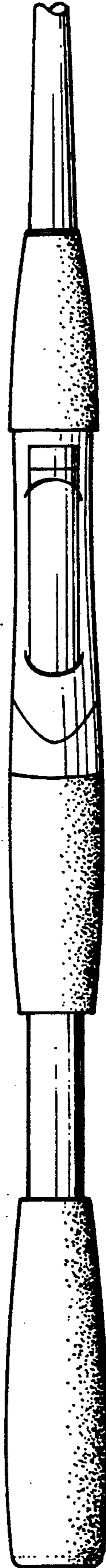


FIG. 6

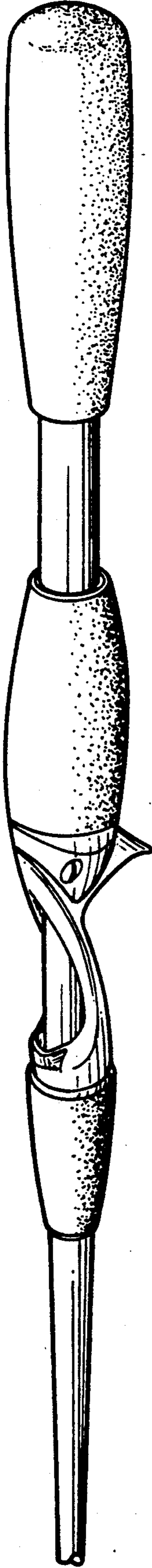


FIG. 8

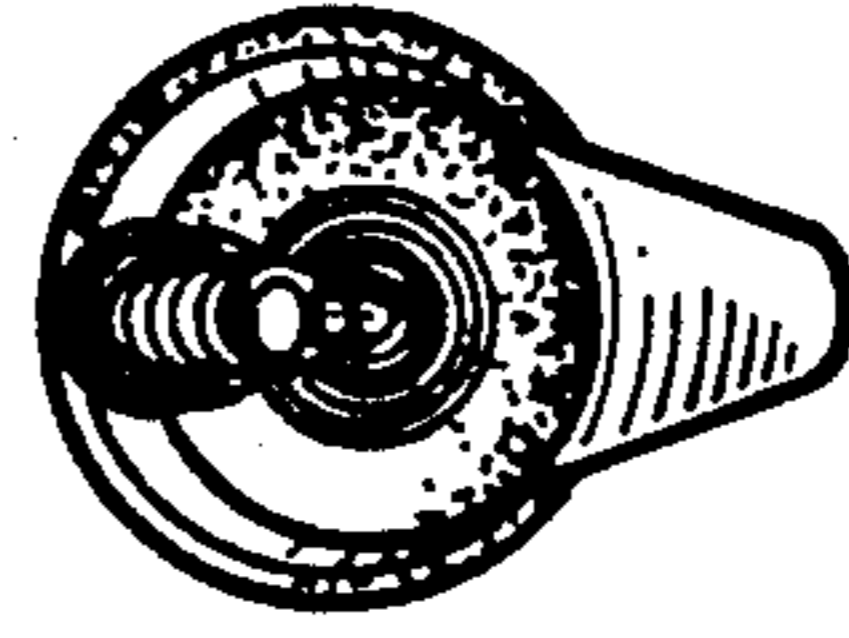


FIG. 7

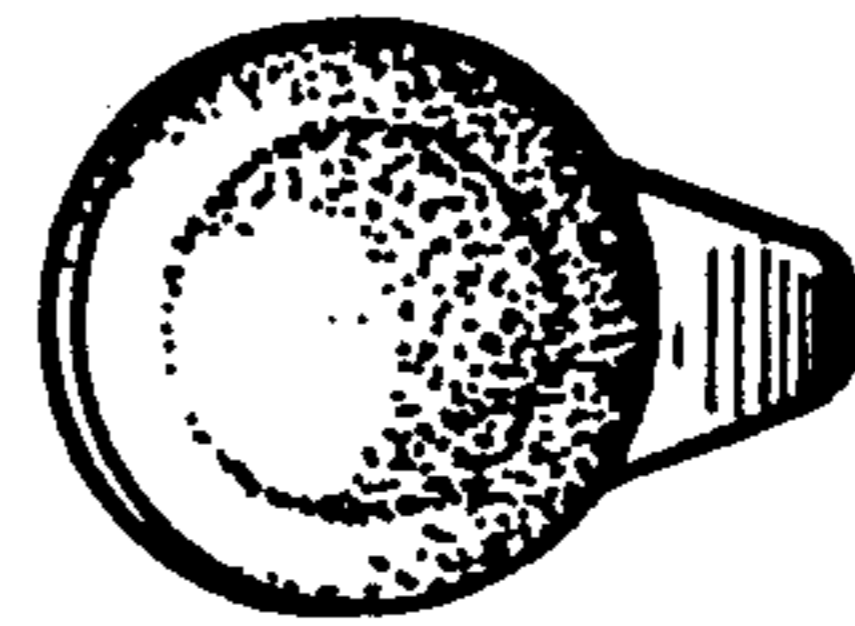


FIG. 2