



US00D333501S

United States Patent [19]

Loveless

[11] Patent Number: **Des. 333,501**

[45] Date of Patent: **** Feb. 23, 1993**

[54] **KNIFE BLADE**

[75] Inventor: **Robert W. Loveless, Riverside, Calif.**

[73] Assignee: **Beretta U.S.A. Corp., Accokeek, Md.**

[**] Term: **14 Years**

[21] Appl. No.: **352,453**

[22] Filed: **May 16, 1989**

[52] U.S. Cl. **D22/118**

[58] Field of Search **D22/117, 118; D6/649; 30/356, 142**

[56] **References Cited**

U.S. PATENT DOCUMENTS

13,577	6/1913	Dooley	30/142
48,624	2/1916	Marble	D22/118
2,550,347	4/1951	Gruber	30/340

OTHER PUBLICATIONS

The sportman's Guide Inc., 1987, p. 78, knife, circled item at bottom of page.

U.S. Calvary, Apr. 20, 1988, p. 101, knife, item F at top left of page.

Primary Examiner—Wallace R. Burke

Assistant Examiner—H. Baynham

Attorney, Agent, or Firm—Foley & Lardner

[57] **CLAIM**

The ornamental design for a knife blade, as shown and described.

DESCRIPTION

FIG. 1 is a perspective view of a knife showing my new design;

FIG. 2 is a left side elevational view thereof;

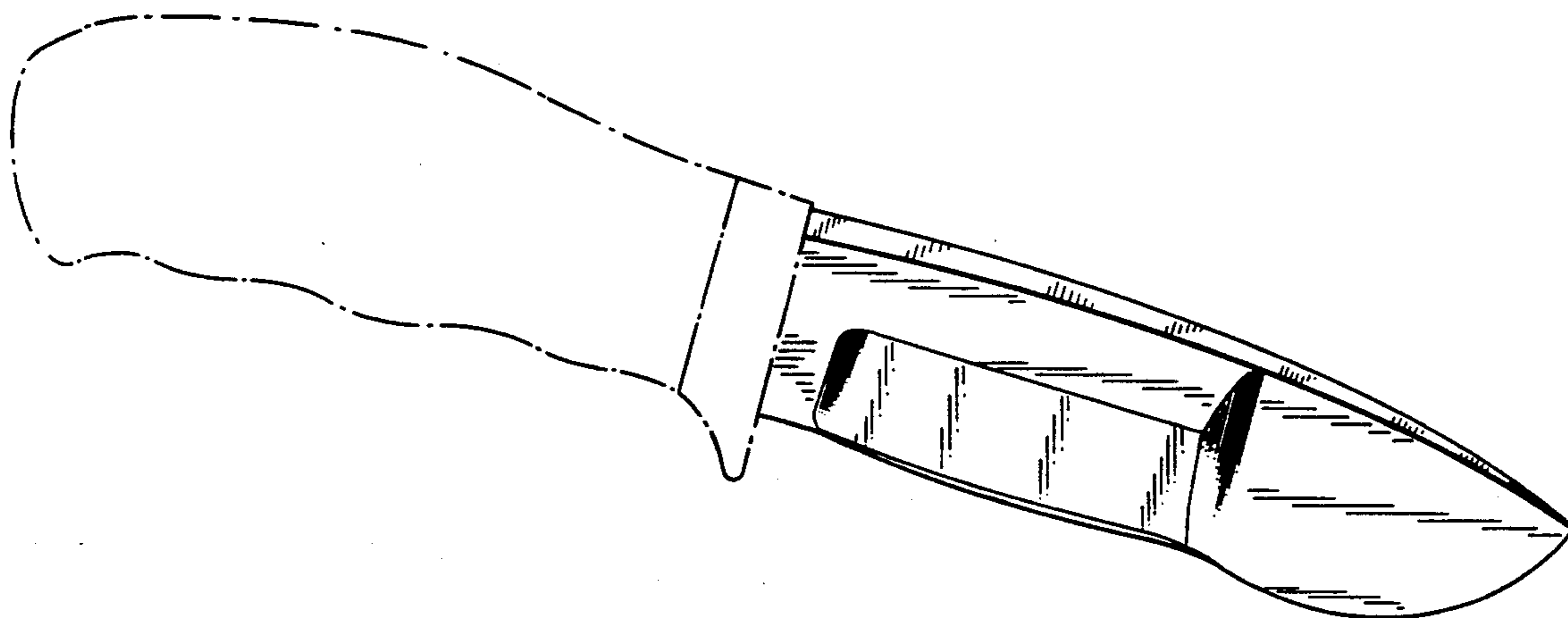
FIG. 3 is a top plan view thereof;

FIG. 4 is a bottom plan view thereof;

FIG. 5 is a front elevational view thereof; and,

FIG. 6 is a rear elevational view thereof.

The broken line showing of a knife handle is for illustrative purposes only and forms no part of the claimed design.



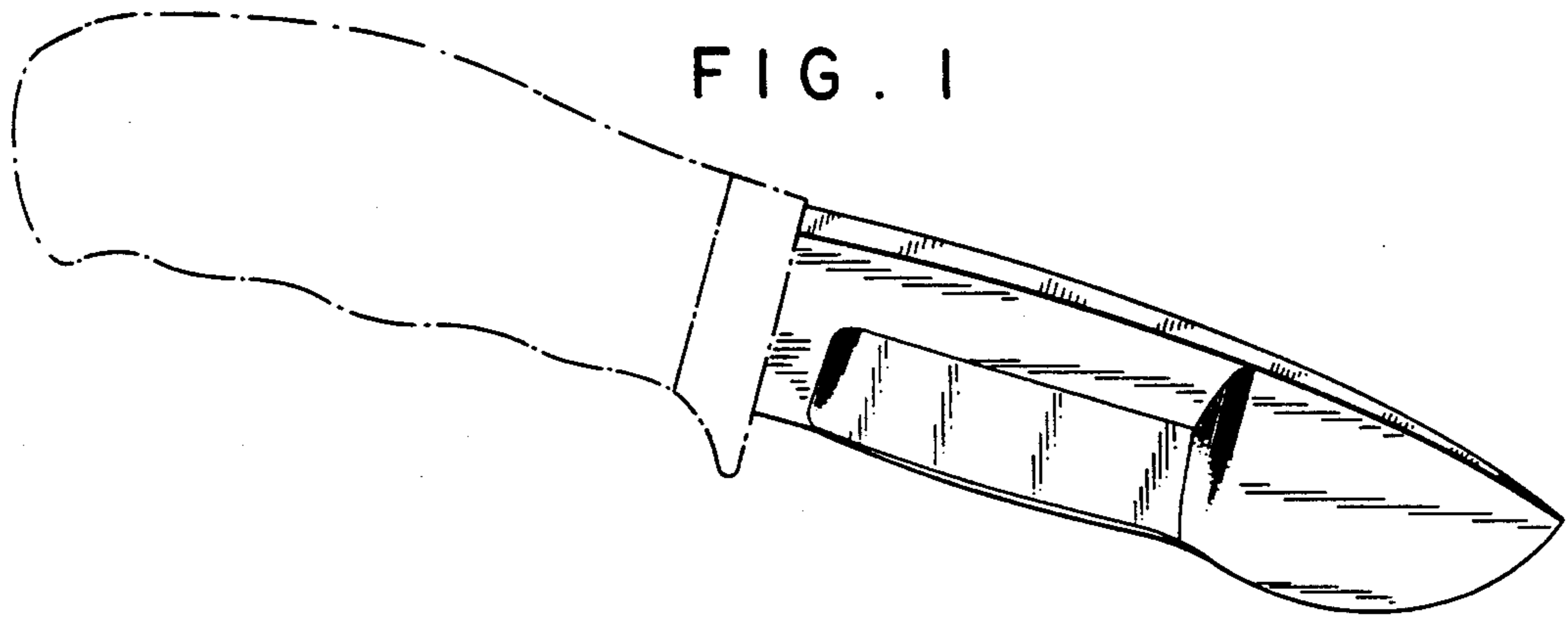


FIG. 1

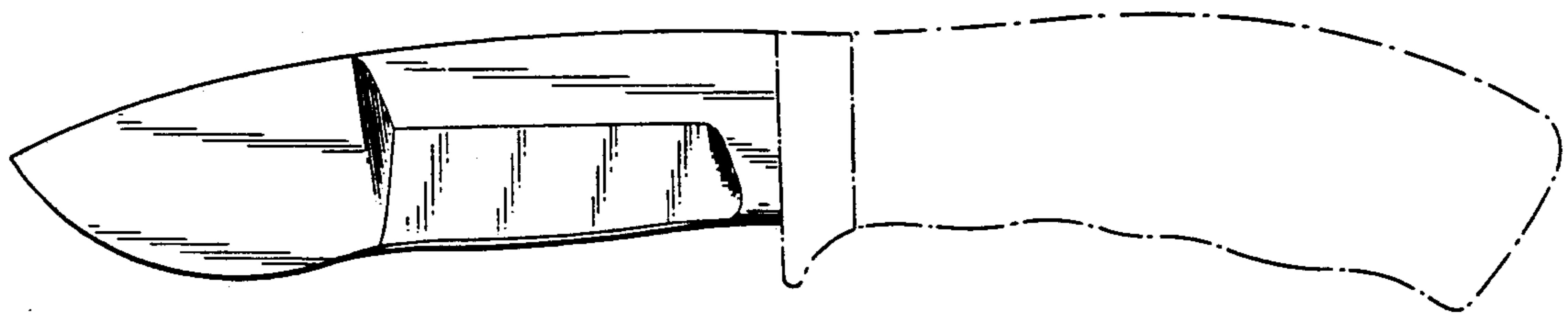


FIG. 2

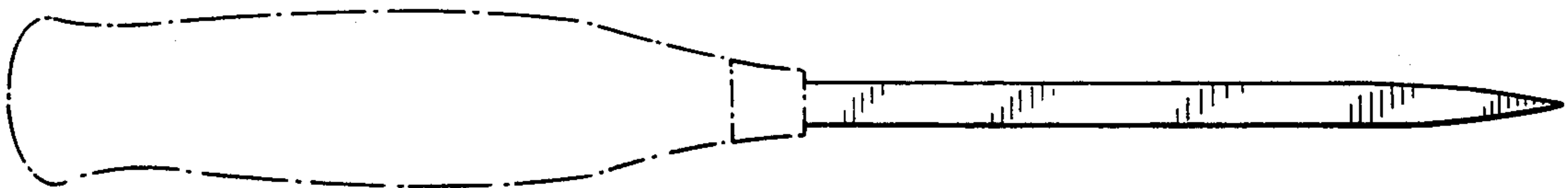


FIG. 3

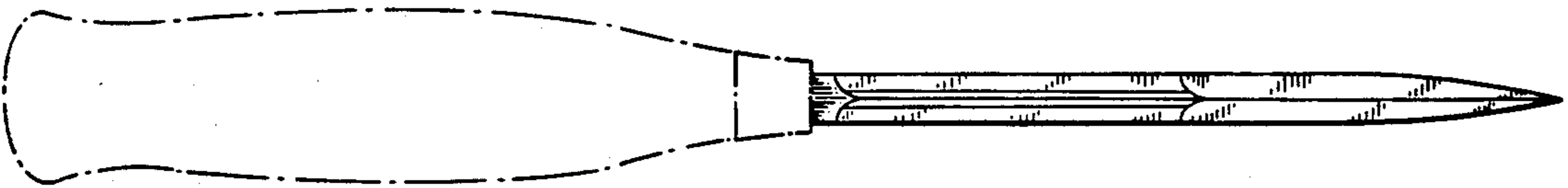


FIG. 4

FIG. 5

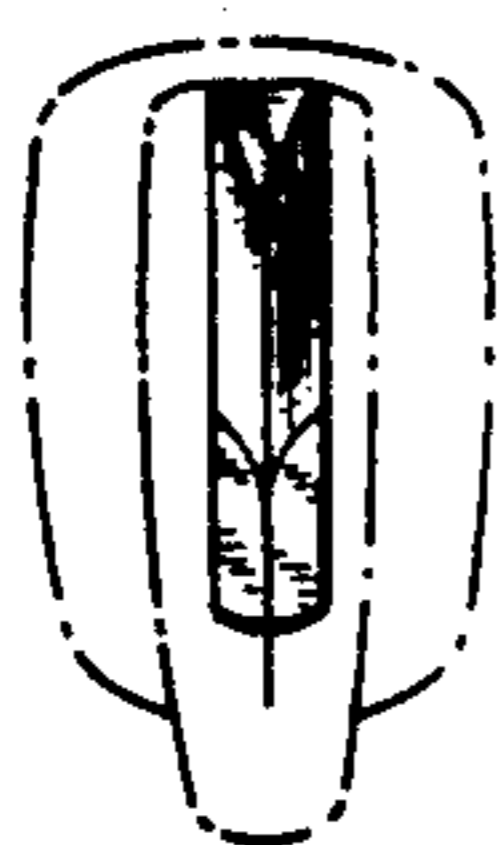


FIG. 6

