



US00D333497S

# United States Patent [19]

[11] Patent Number: **Des. 333,497**

Revell

[45] Date of Patent: **\*\* Feb. 23, 1993**

[54] **TOY EMERGENCY VEHICLE**

[75] Inventor: **Ian T. Revell**, Knutsford, Great Britain

[73] Assignee: **Kiddicraft Limited**, Berkshire, Great Britain

[\*\*] Term: **14 Years**

[21] Appl. No.: **728,086**

[22] Filed: **Jul. 10, 1991**

[30] **Foreign Application Priority Data**

Jan. 11, 1991 [GB] United Kingdom ..... 2012277

[52] U.S. Cl. .... **D21/128**

[58] Field of Search ..... D21/71, 76, 80, 81, D21/121, 128, 132, 134, 137, 139, 140, 141, 159; D12/88, 135, 211; D6/300; D34/12; 446/425, 424, 444, 455, 426, 440, 465, 456, 457, 470, 471; 280/87.042, 47.31, 47.26, 87.041, 47.27, 30, 206; 180/180

[56] **References Cited**

**U.S. PATENT DOCUMENTS**

D. 216,320 12/1969 Smith ..... D21/159

D. 256,705	9/1980	Nakao	.....	D21/159
D. 256,819	9/1980	Shiraishi	.....	D21/140
D. 260,665	9/1981	Yamashina	.....	D21/137
D. 262,564	1/1982	Yamashina	.....	D21/137
D. 310,111	8/1990	Revell	.....	D21/128
D. 311,046	10/1990	Yaneck	.....	D21/159
D. 312,488	11/1990	Kwan	.....	D21/134
D. 318,310	7/1991	Trossman	.....	D21/159

*Primary Examiner*—Bernard Ansher


*Assistant Examiner*—R. Barkal

[57] **CLAIM**

The ornamental design for a toy emergency vehicle, as shown and described.

**DESCRIPTION**

FIG. 1 is a front elevational view of a toy emergency vehicle showing my new design; FIG. 2 is a rear elevational view thereof; FIG. 3 is a left side elevational view thereof; FIG. 4 is a right side elevational view thereof; FIG. 5 is a top plan view thereof; FIG. 6 is a bottom plan view thereof; FIG. 7 is a perspective view thereof; and, FIG. 8 is a perspective view thereof with the toy figure shown separately for clarity of illustration.






FIG. 1

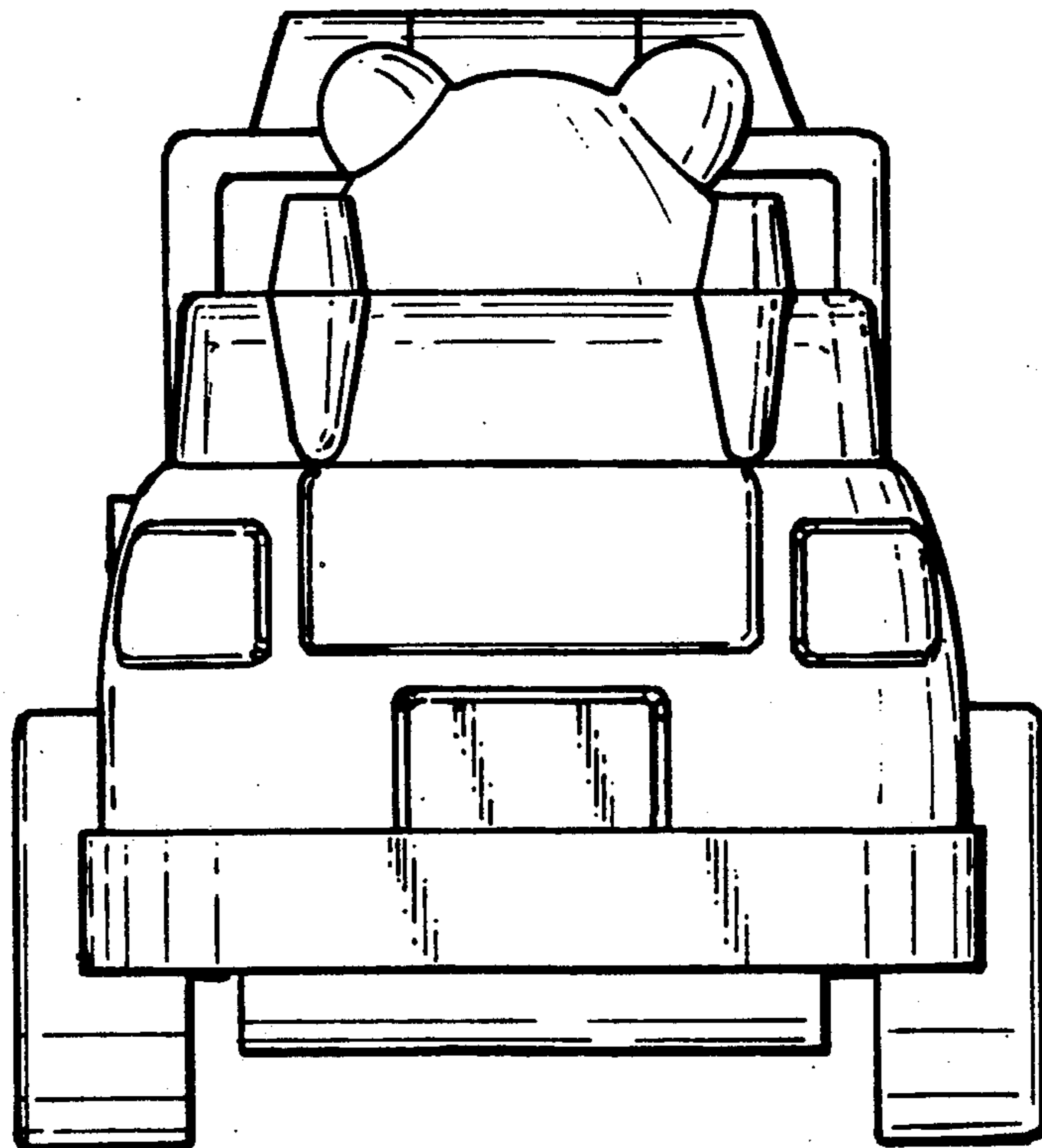


FIG. 2




FIG. 3




FIG. 4.

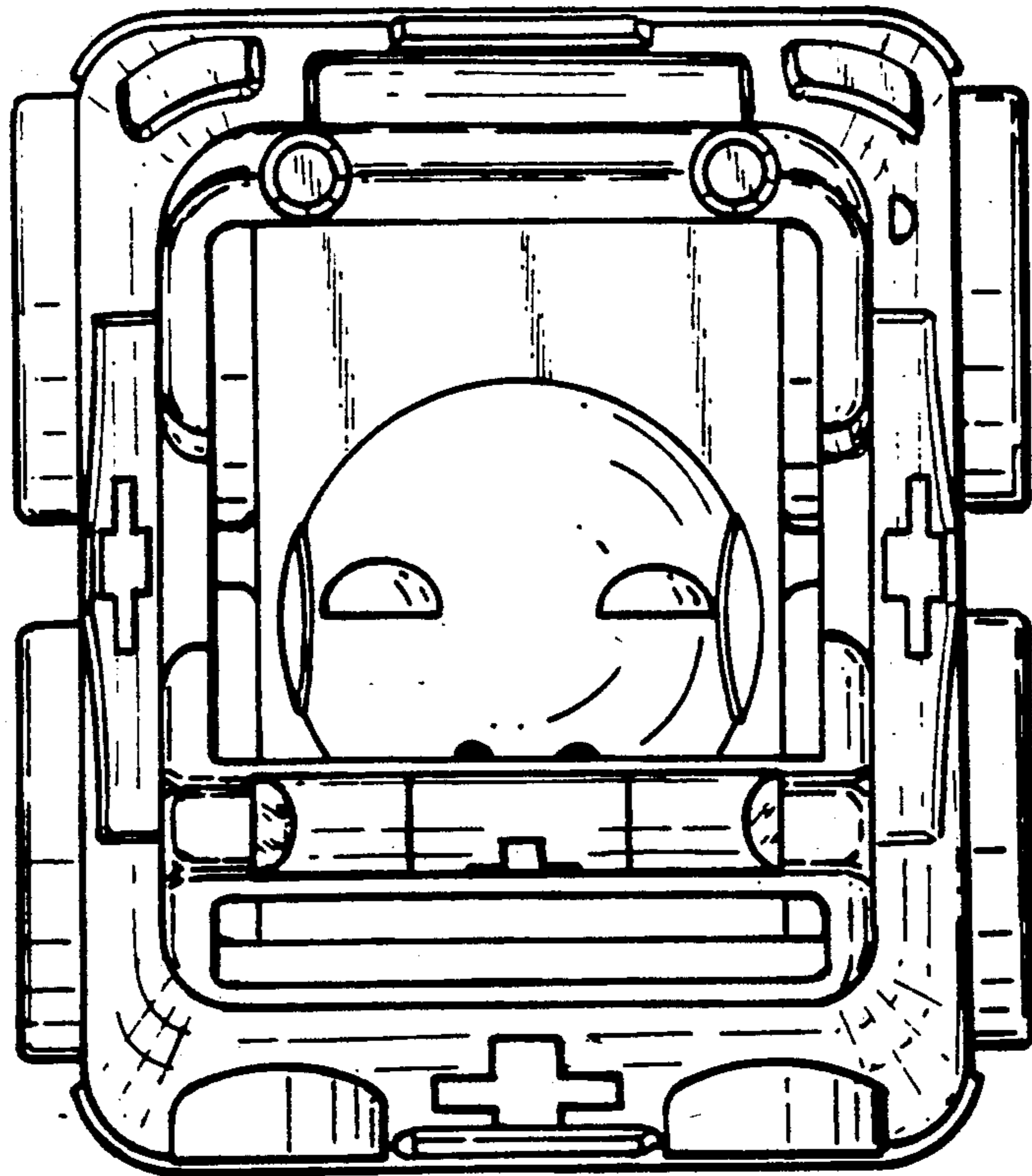


FIG. 5

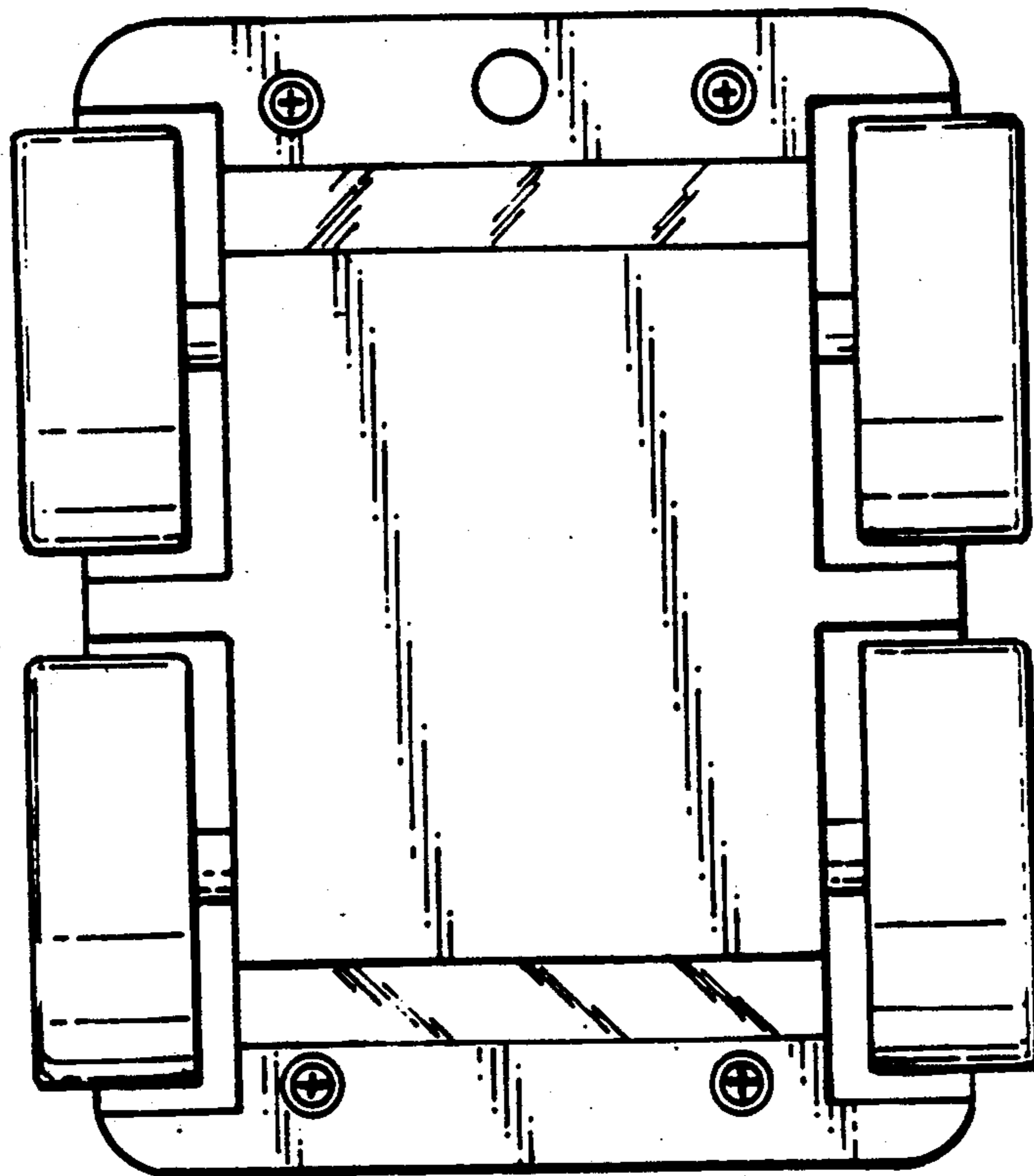


FIG. 6




FIG. 7

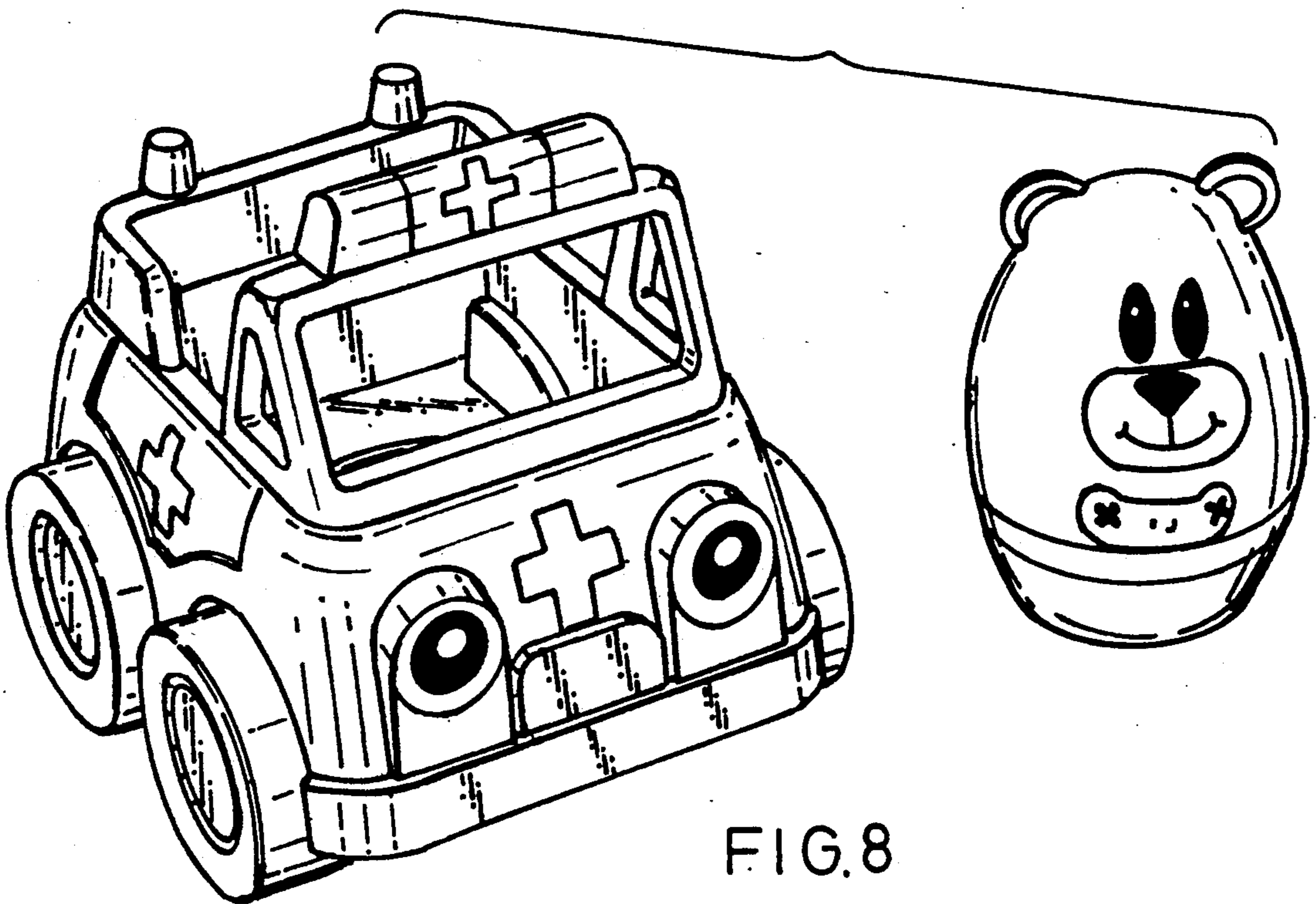


FIG. 8