



US00D333494S

# United States Patent [19]

[11] Patent Number: **Des. 333,494**

Fagan

[45] Date of Patent: **\*\* Feb. 23, 1993**

[54] **JIGSAW PUZZLE**

[76] Inventor: **Benjamin Fagan, 5032 N. Santa Monica, Whitefish Bay, Wis. 53217**

[\*\*] Term: **14 Years**

[21] Appl. No.: **641,566**

[22] Filed: **Jan. 16, 1991**

[52] U.S. Cl. .... **D21/104; D21/105**

[58] Field of Search ..... **D21/104-107; 273/153 R, 154, 156, 157 R, 158; 428/33**

3,879,861	4/1975	Grantham .	
4,021,939	5/1977	May .	
4,043,056	8/1977	Savage .	
4,219,194	8/1980	Powers .	
4,259,804	4/1981	Samuels .	
4,307,886	12/1981	Kemper .	
4,362,301	12/1982	Duveyoung .	
4,385,467	5/1983	Samuels .	
4,469,331	9/1984	Rinker .	
4,471,960	9/1984	Murphy .	
4,508,347	4/1985	Shettler .	
4,573,684	3/1986	Riley et al. .	
4,984,798	1/1991	Silberstein .....	273/157 R
5,062,637	11/1991	Bianchi .....	273/157 R

[56] **References Cited**

**U.S. PATENT DOCUMENTS**

D. 228,299	9/1973	Jones .	
D. 273,964	5/1984	Roth .....	D21/104
239,281	3/1881	Stranders .	
257,102	4/1882	Stranders .	
258,651	5/1882	Ireland .	
291,639	1/1884	Stranders .	
550,563	11/1895	Pierce .	
609,347	8/1898	Von Holzhausen .	
858,090	6/1907	Meinecke .	
1,129,604	2/1915	Rice .	
1,211,590	1/1917	Kennedy .	
1,340,512	5/1920	Wild .	
1,525,103	2/1925	Orr .	
1,676,641	7/1928	Eschenbach .	
2,201,724	5/1940	Gable .	
3,010,723	11/1961	Moss .	
3,422,563	1/1969	Kiley .....	273/157 R
3,433,485	3/1969	Renn et al. ....	273/157 R
3,558,136	1/1971	McFarland .	
3,647,218	3/1972	Foley et al. .	

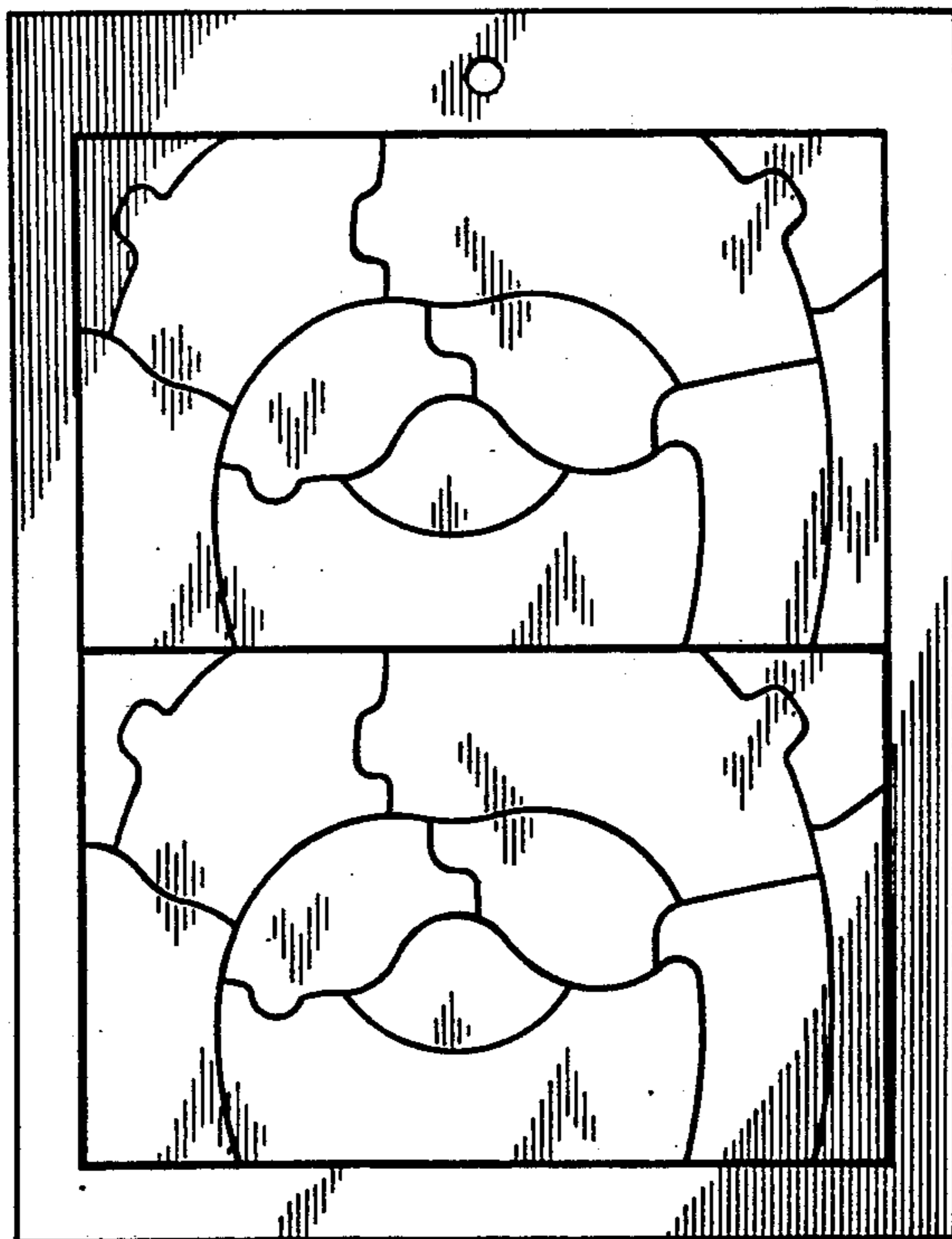
*Primary Examiner*—Bernard Ansher  
*Assistant Examiner*—Dominic Simone  
*Attorney, Agent, or Firm*—Godfrey & Kahn

[57] **CLAIM**

The ornamental design for a jigsaw puzzle, as shown and described.

**DESCRIPTION**

FIG. 1 is a front elevational view of a jigsaw puzzle showing my new design;  
FIG. 2 is a rear elevational view thereof;  
FIG. 3 is a front elevational view thereof, the lower half of the puzzle removed for clarity of illustration;  
FIG. 4 is a left side elevational view thereof, the left side being identical;  
FIG. 5 is a front elevational view thereof, all the pieces of the puzzle removed for clarity of illustration; and,  
FIG. 6 is a top plan view thereof, the bottom being identical.



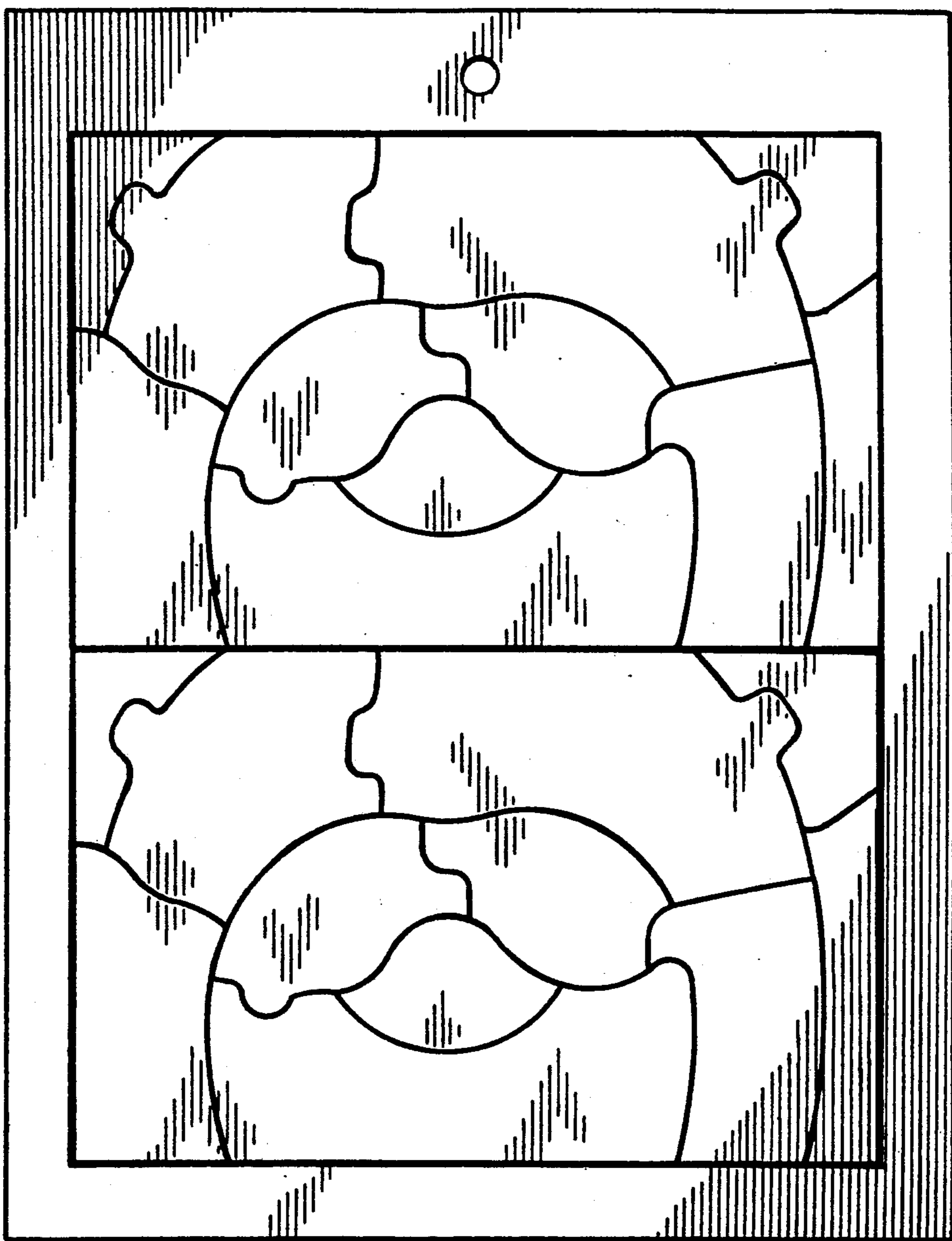


FIG. 1

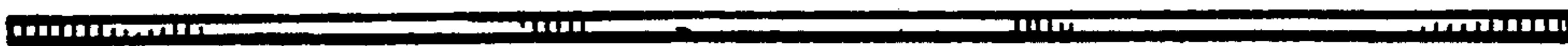


FIG. 6

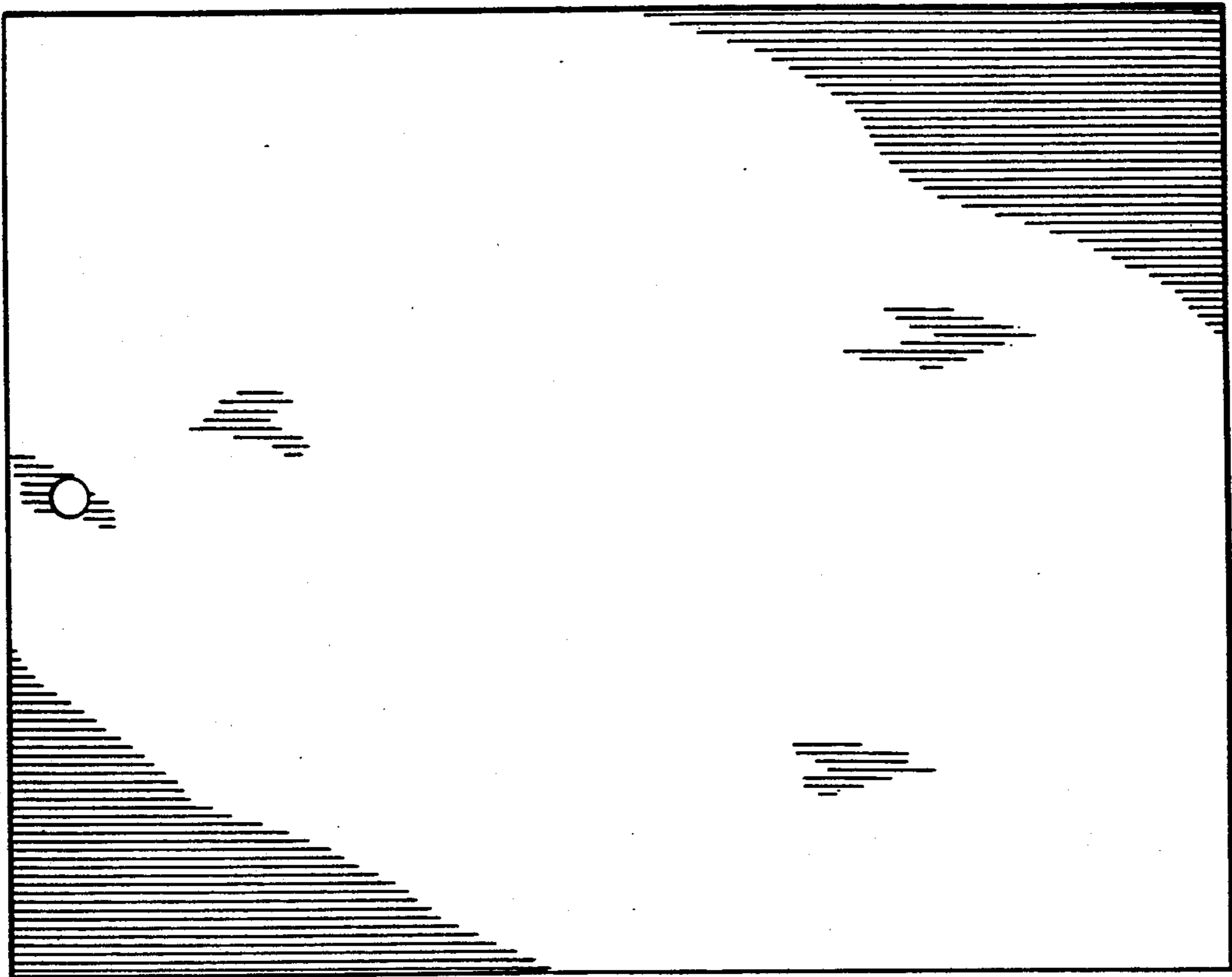


FIG. 2

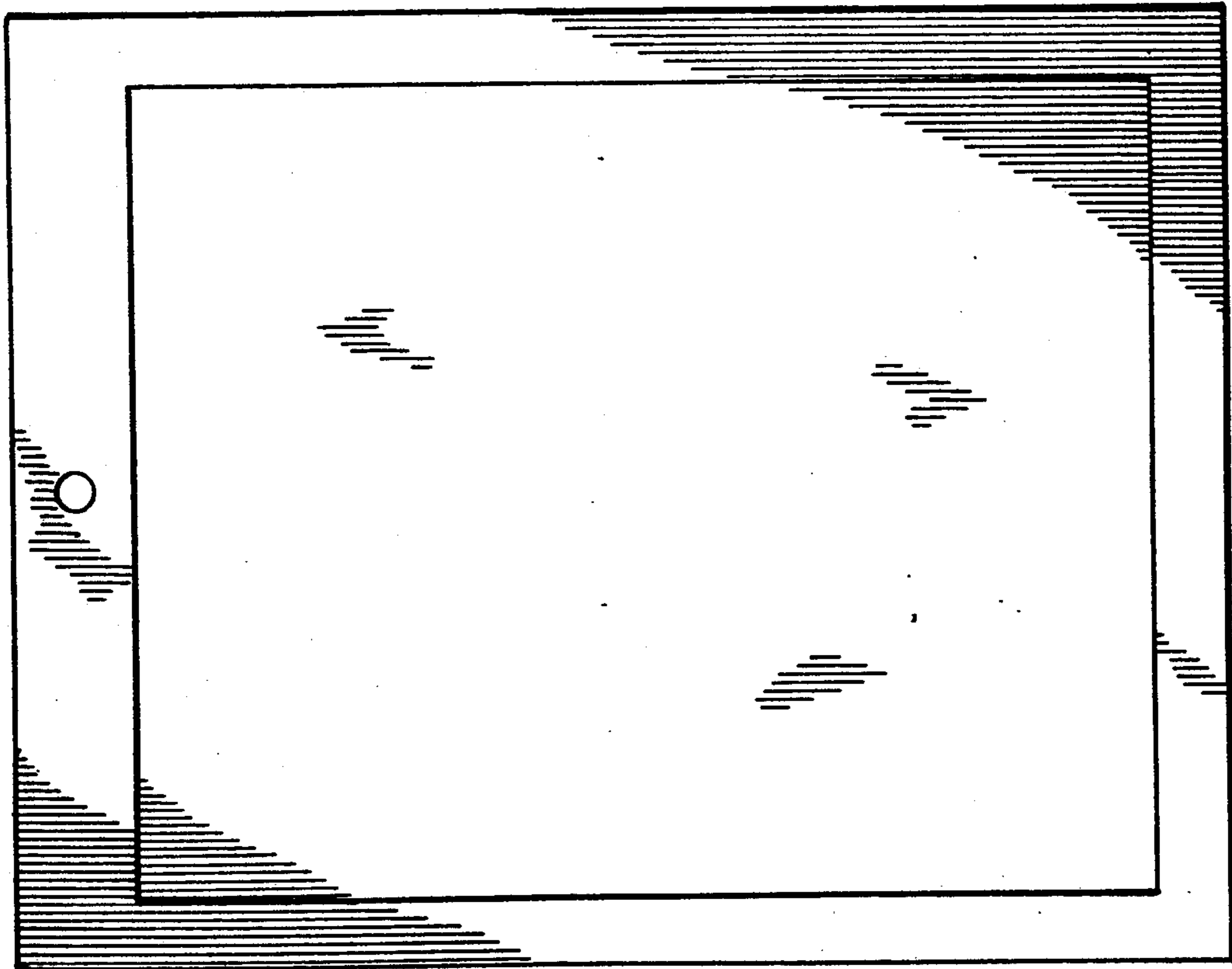


FIG. 5

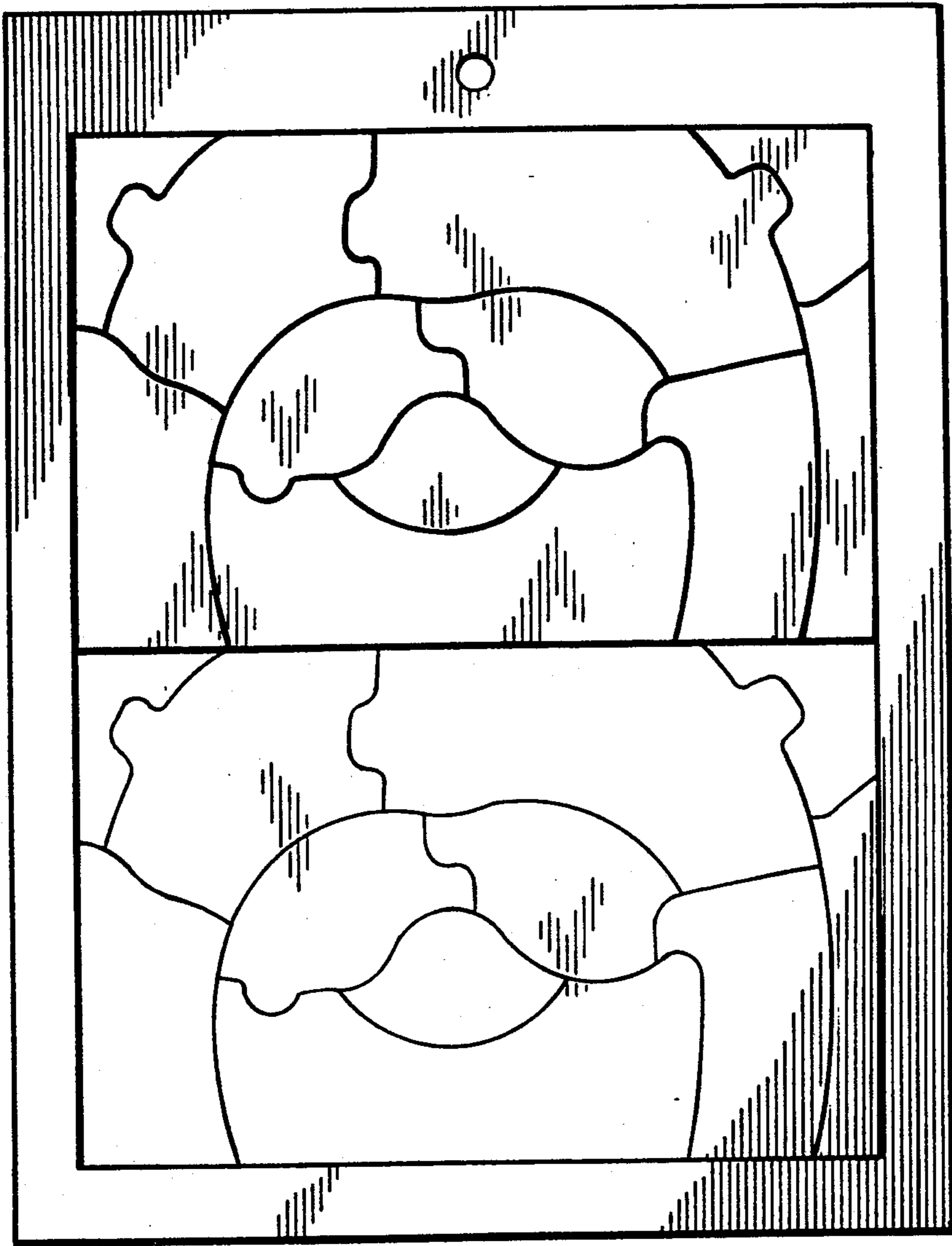


FIG. 3



FIG. 4