



US00D333489S

# United States Patent [19]

[11] Patent Number: **Des. 333,489**

Stern et al.

[45] Date of Patent: **\*\* Feb. 23, 1993**

- [54] **DIAGONAL PAPER SORTER**
- [75] Inventors: **Timothy R. Stern, Grand Rapids, Mich.; Paul B. Siebert, Chicago, Ill.**
- [73] Assignee: **Steelcase Inc., Grand Rapids, Mich.**
- [\*\*] Term: **14 Years**
- [21] Appl. No.: **723,508**
- [22] Filed: **Jun. 28, 1991**

D. 250,960	1/1979	Bitner, Jr. et al. ....	D19/90
1,419,485	6/1922	Arcaro et al. ....	211/11
1,966,555	7/1934	LeFebure .....	211/11
4,163,497	8/1979	McEwen .....	211/11
4,944,412	7/1990	Daigre .....	211/11

*Primary Examiner*—Nelson C. Holtje  
*Assistant Examiner*—Martha Thompson  
*Attorney, Agent, or Firm*—Price, Heneveld, Cooper, DeWitt & Litton

### Related U.S. Application Data

- [63] Continuation-in-part of Ser. No. 307,588, Feb. 7, 1989, abandoned.
- [52] U.S. Cl. .... **D19/90; D19/86; D19/91; D19/92**
- [58] Field of Search ..... **D19/65, 75, 78, 86, D19/90, 91, 95, 99, 100; 211/10, 11, 42, 43, 50, 55, 184; 206/425, 444**

### References Cited

#### U.S. PATENT DOCUMENTS


- D. 201,411 6/1965 Tucker ..... D19/90
- D. 202,315 9/1965 Tucker ..... D19/90

### [57] CLAIM

The ornamental design for a diagonal paper sorter, as shown and described.

### DESCRIPTION

FIG. 1 is a top, left front perspective view of a diagonal paper sorter showing our new design;  
 FIG. 2 is a top, left front perspective view with the front sorter member in an alternate position;  
 FIG. 3 is a top plan view with the front sorter member removed for convenience of illustration;  
 FIG. 4 is a front elevational view of FIG. 1;  
 FIG. 5 is a left side elevational view of FIG. 1;  
 FIG. 6 is a right side elevational view of FIG. 1; and,  
 FIG. 7 is a bottom plan view of FIG. 1.






FIG. 1




FIG. 2

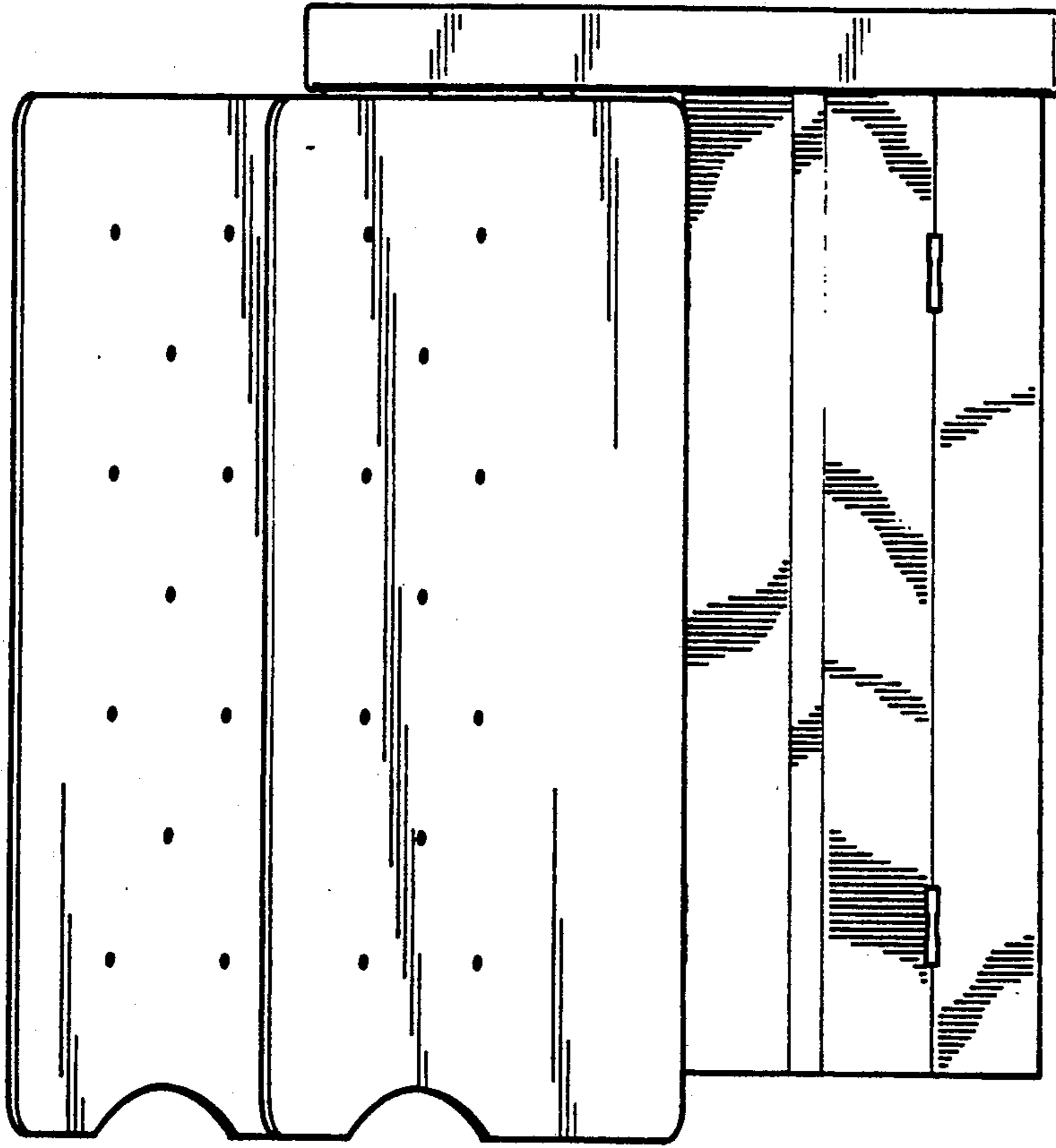


FIG. 3

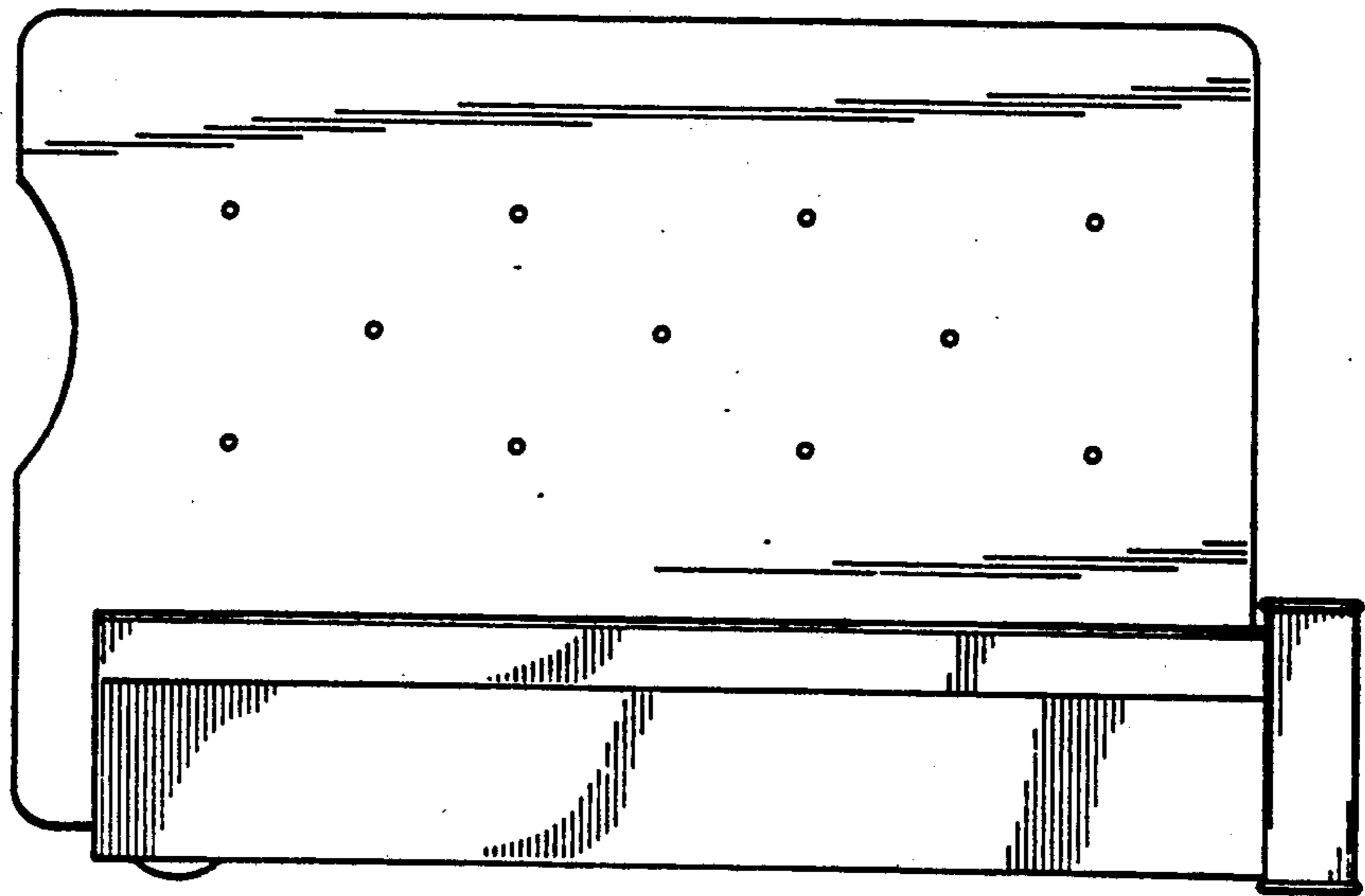


FIG. 4

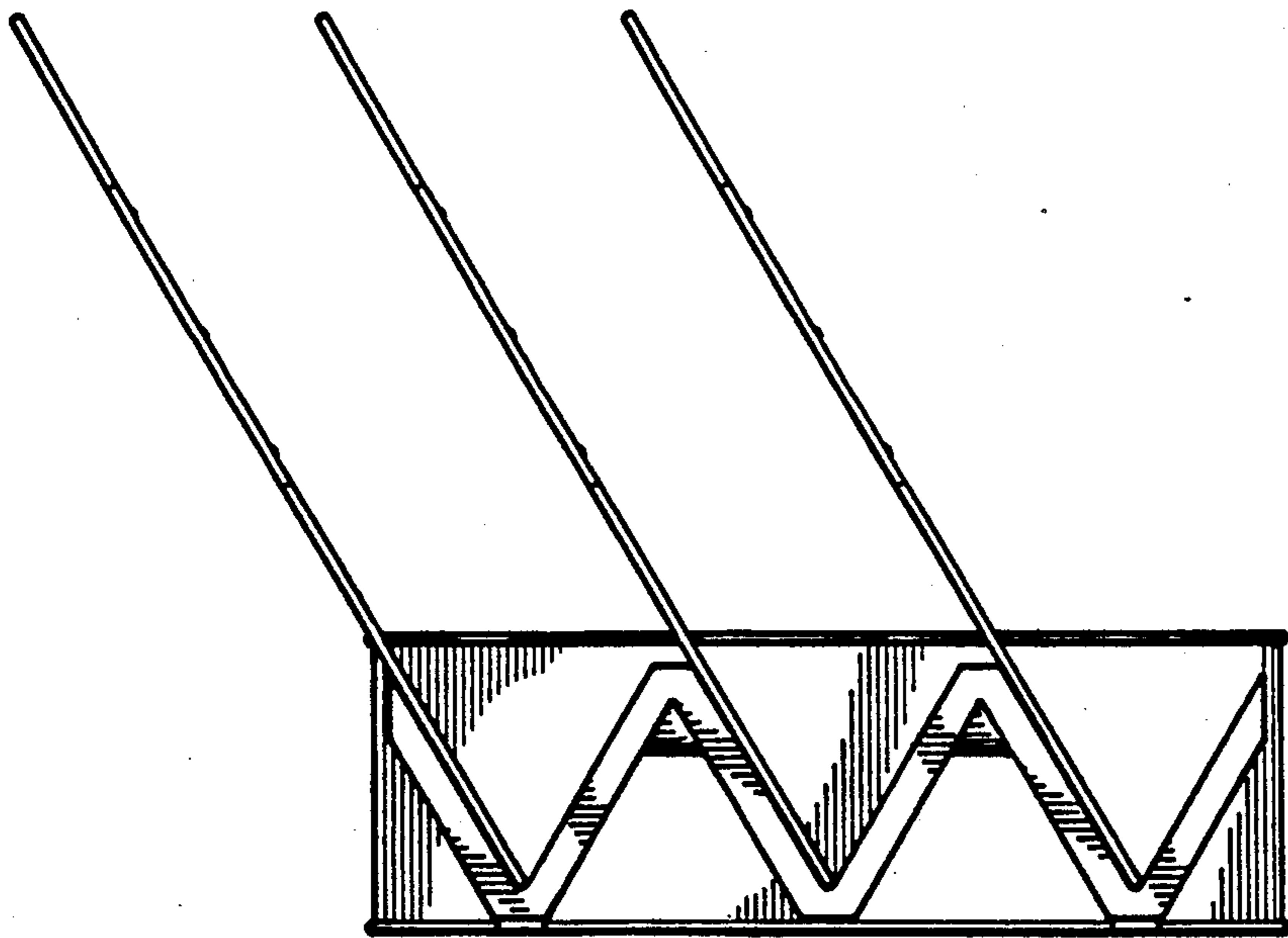


FIG. 5

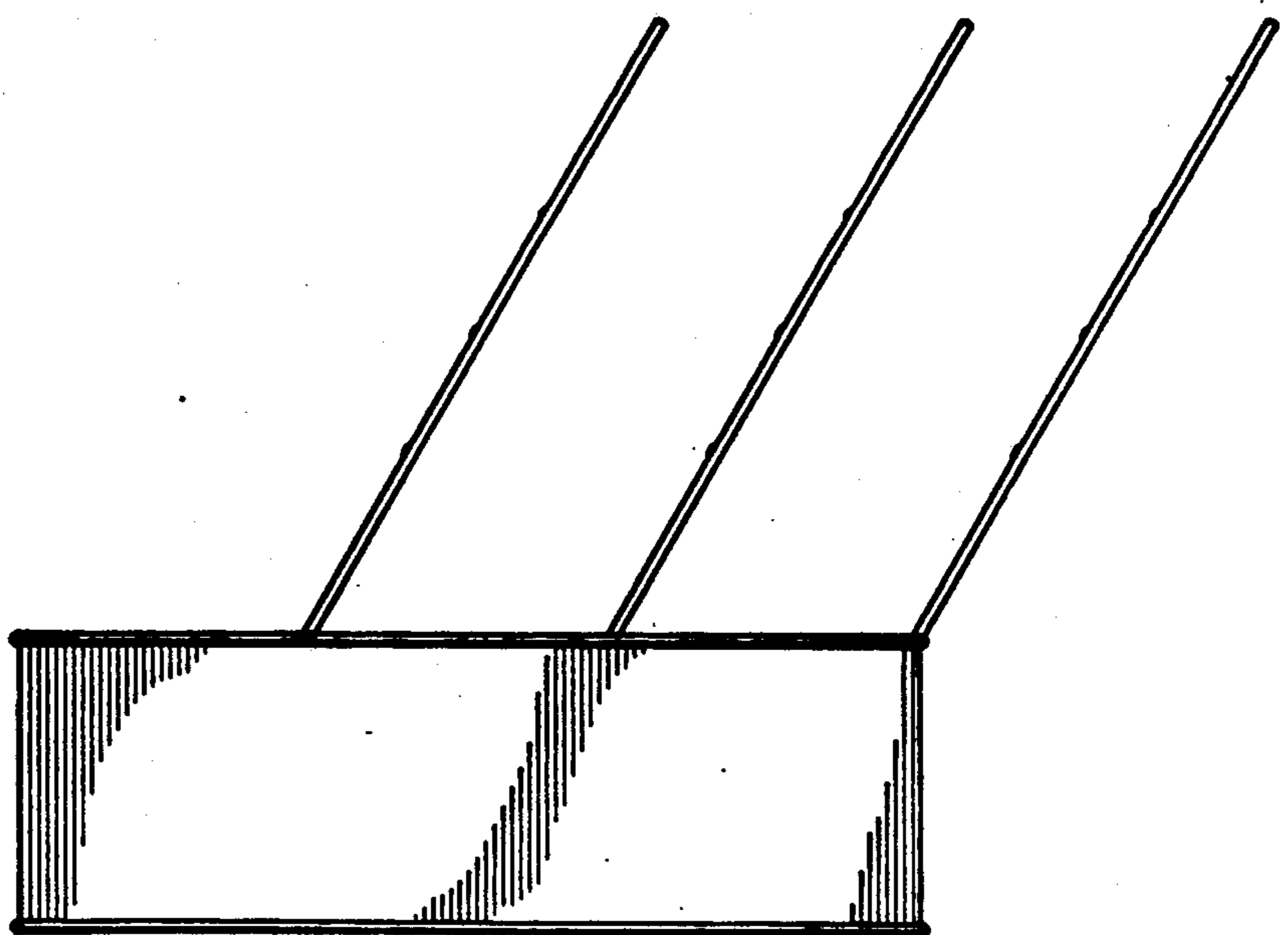


FIG. 6

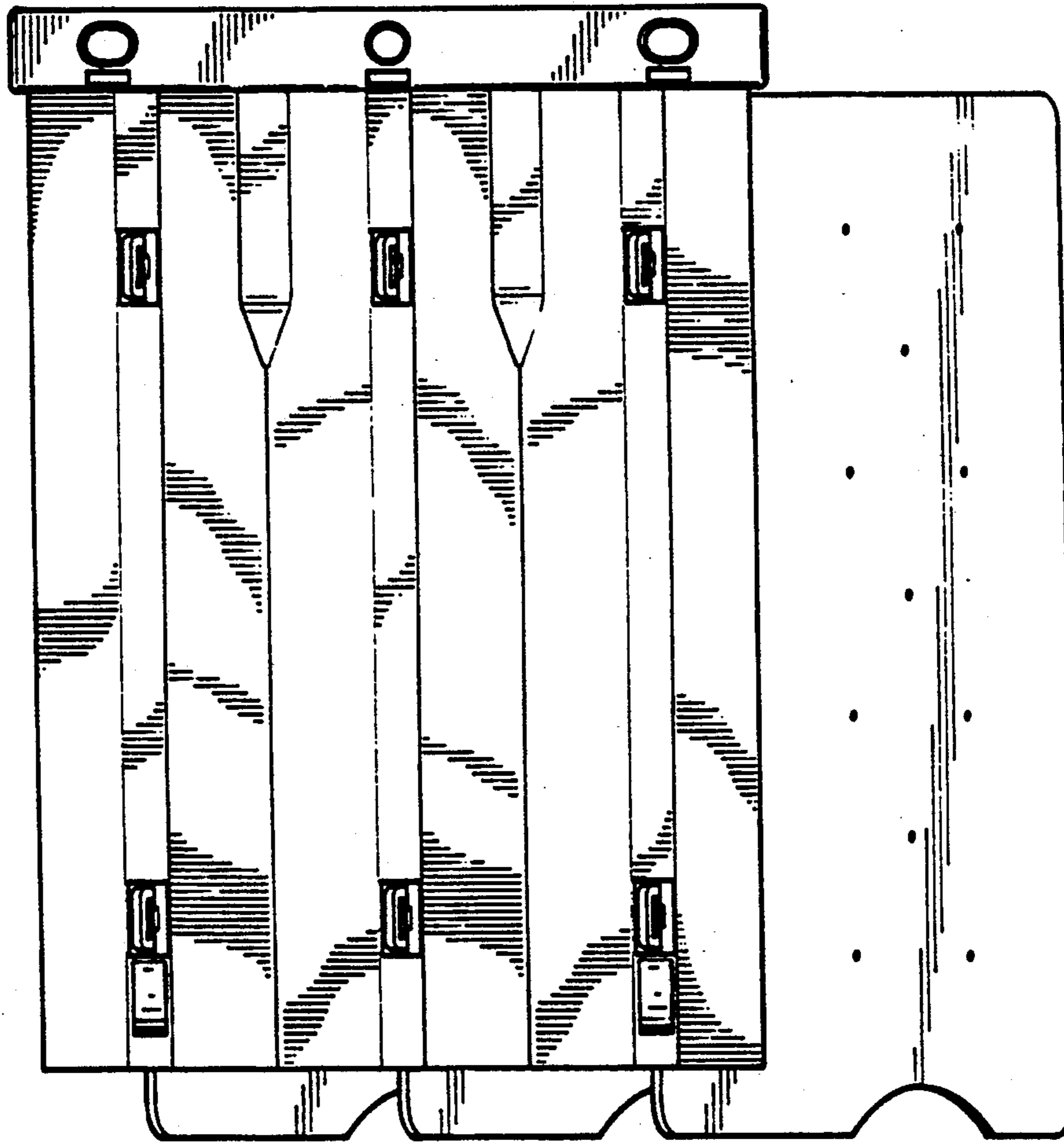


FIG. 7