



US00D333485S

# United States Patent [19]

[11] Patent Number: **Des. 333,485**

**Kogutt**

[45] Date of Patent: **\*\* Feb. 23, 1993**

## [54] ACCESSORY POCKET FOR PORTFOLIO

[75] Inventor: **Randy A. Kogutt, Dallas, Tex.**

[73] Assignee: **Dart Manufacturing Company, Dallas, Tex.**

[\*\*] Term: **14 Years**

[21] Appl. No.: **733,235**

[22] Filed: **Jul. 22, 1991**

[52] U.S. Cl. .... **D19/32**

[58] Field of Search ..... **D19/32, 33; D18/6, 7, D18/11; D3/56; 402/79; 40/158.1, 159**

## [56] References Cited

### U.S. PATENT DOCUMENTS

D. 223,644	5/1972	Croon	.....	D3/56
D. 240,726	7/1976	Harris	.....	D19/33
D. 241,381	9/1976	Garnier	.....	D3/56
D. 282,856	3/1986	Daly	.....	D19/32
4,847,798	7/1989	Rurashima	.....	D18/7

## OTHER PUBLICATIONS

United States Post Office Service, Office Products Catalog, ©1989, p. 205, Visible Interlocking Lug Pockets.

*Primary Examiner*—Wallace R. Burke

*Assistant Examiner*—Melody Brown

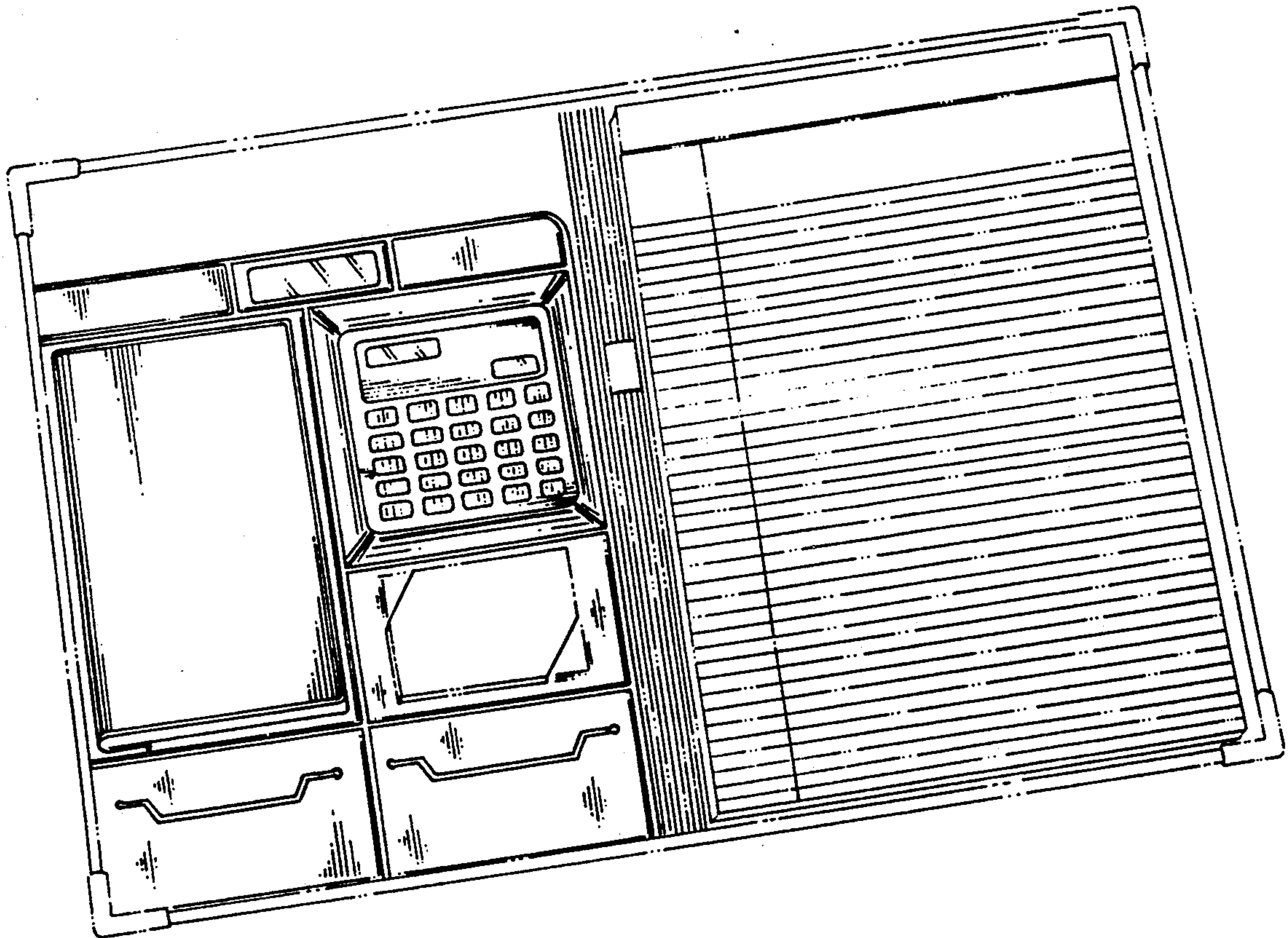
*Attorney, Agent, or Firm*—Glaser, Griggs & Schwartz

## [57] CLAIM

The ornamental design for an accessory pocket for a portfolio, as shown and described.

## DESCRIPTION

FIG. 1 is a top plan view of an accessory pocket for a portfolio showing my new design; FIG. 2 is a left elevational view thereof; FIG. 3 is a right elevational view thereof; FIG. 4 is a rear elevational view thereof; FIG. 5 is a front elevational view thereof; FIG. 6 is a perspective view thereof; and, FIG. 7 is a perspective view thereof; the broken lines are for illustrative purposes only and form no part of the claimed design.



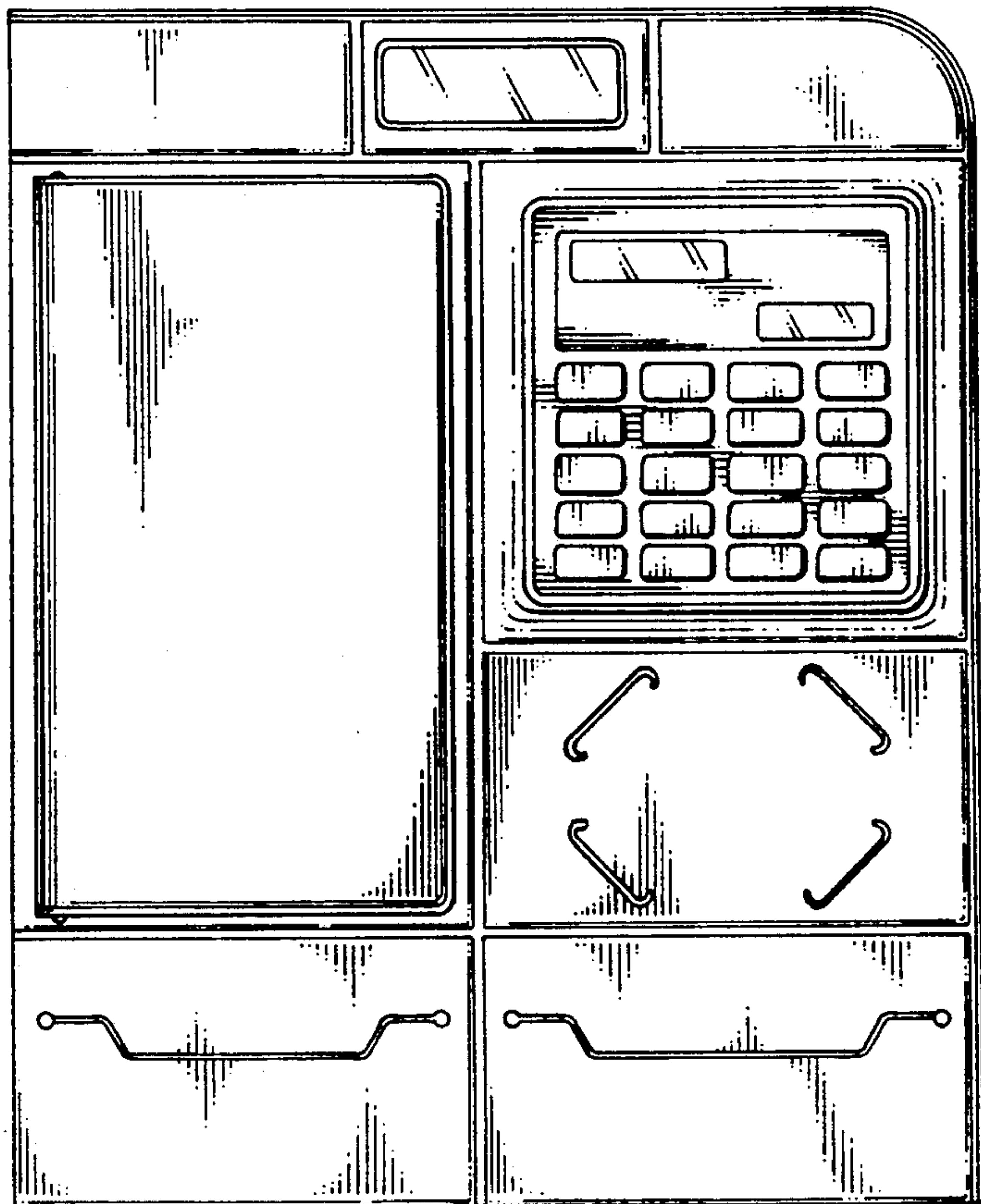


FIG. 1




FIG. 2

FIG. 3



FIG. 4



FIG. 5

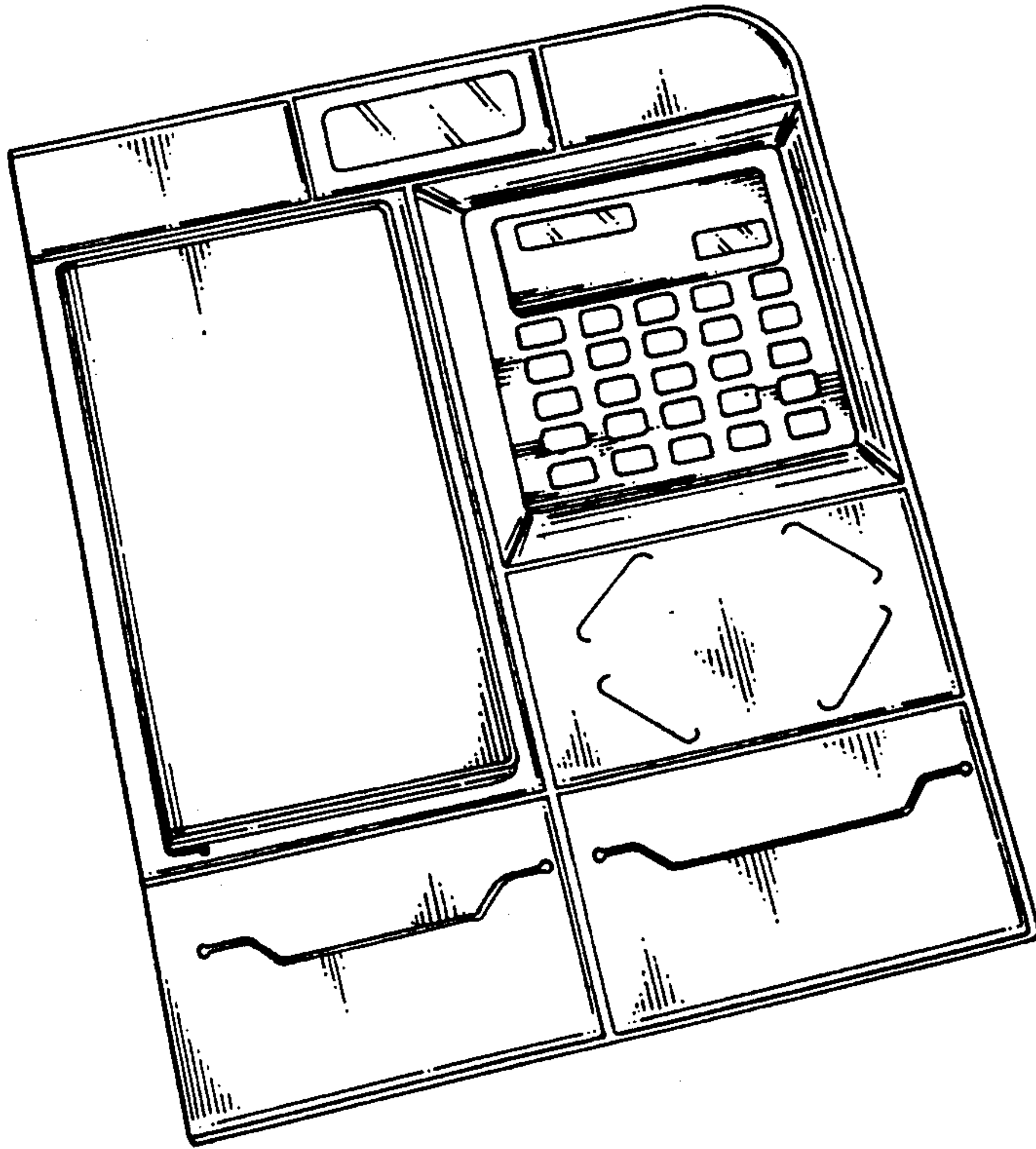


FIG. 6

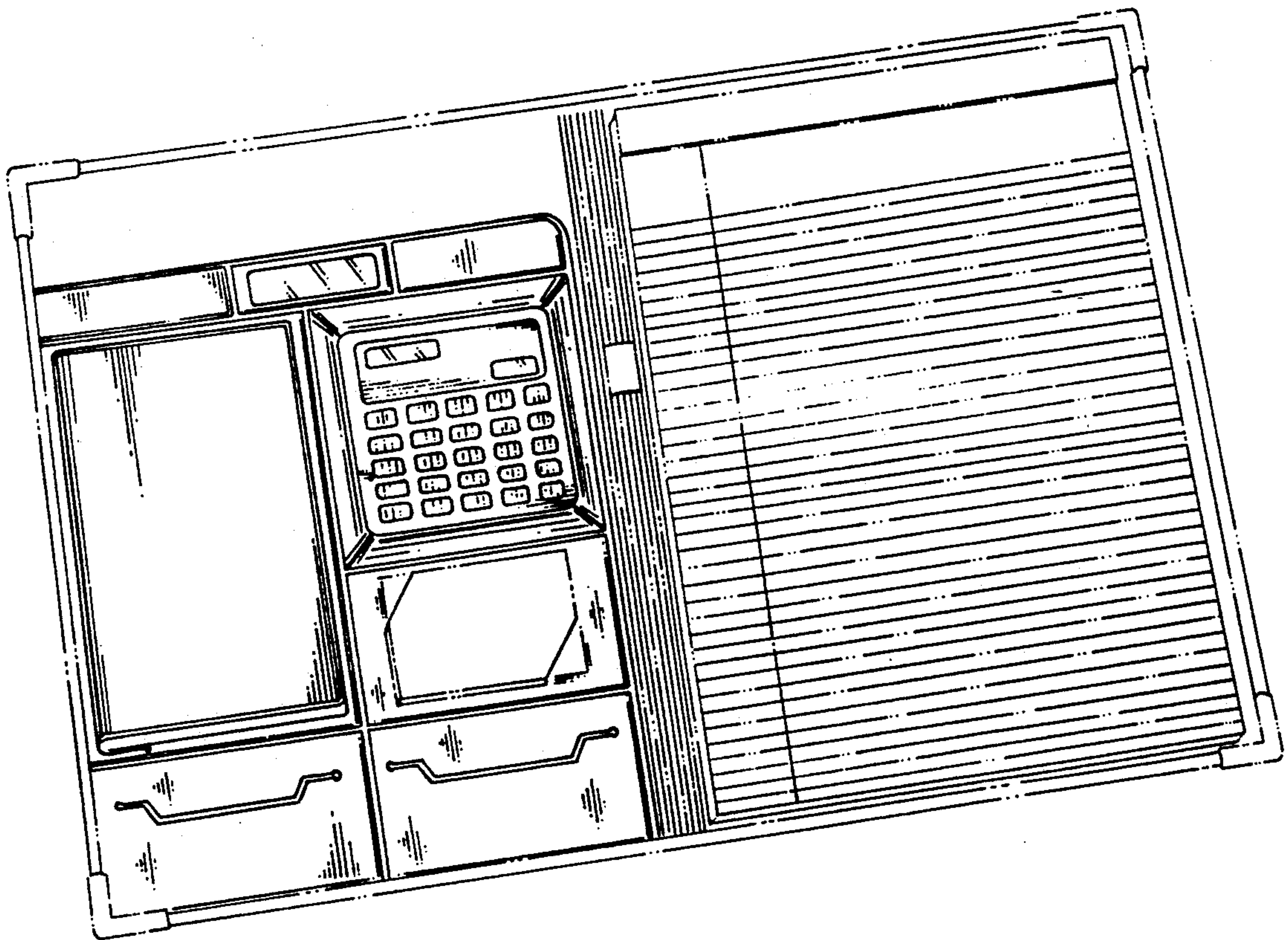


FIG. 7