



US00D333467S

United States Patent [19]

[11] Patent Number: **Des. 333,467**

Yamamoto

[45] Date of Patent: **** Feb. 23, 1993**

[54] **SPEAKER BOX**

D. 271,967 12/1983 Meyer et al. D14/214
3,967,065 6/1976 Ward 181/148

[75] Inventor: **Kentaro Yamamoto, Tokyo, Japan**

Primary Examiner—Melvin B. Feifer
Attorney, Agent, or Firm—Ostrolenk, Faber, Gerb & Soffen

[73] Assignee: **Yamaha Corporation, Japan**

[**] Term: **14 Years**

[21] Appl. No.: **517,053**

[57] **CLAIM**

[22] Filed: **Apr. 30, 1990**

The ornamental design for a speaker box, as shown and described.

[30] **Foreign Application Priority Data**

DESCRIPTION

Nov. 1, 1989 [JP] Japan 1-39966

[52] U.S. Cl. **D14/214**

[58] Field of Search D14/204-222;
101/144, 148, 150, 157, 199; 381/87-90

FIG. 1 is an upper right perspective view of a speaker box showing my new design with the cover removed; FIG. 2 is a front view thereof; FIG. 3 is a right side view thereof; FIG. 4 is a left side view thereof; FIG. 5 is a top plan view thereof; FIG. 6 is a rear view thereof; FIG. 7 is a bottom view thereof; and, FIG. 8 is an upper right perspective thereof with the cover on.

[56] **References Cited**

U.S. PATENT DOCUMENTS

D. 249,684 9/1978 Rams D14/214
D. 265,823 8/1982 Hartwein D14/214
D. 270,532 9/1983 Weinstein D14/214




FIG. 1




FIG. 2




FIG. 4




FIG. 3




FIG.5



FIG.7

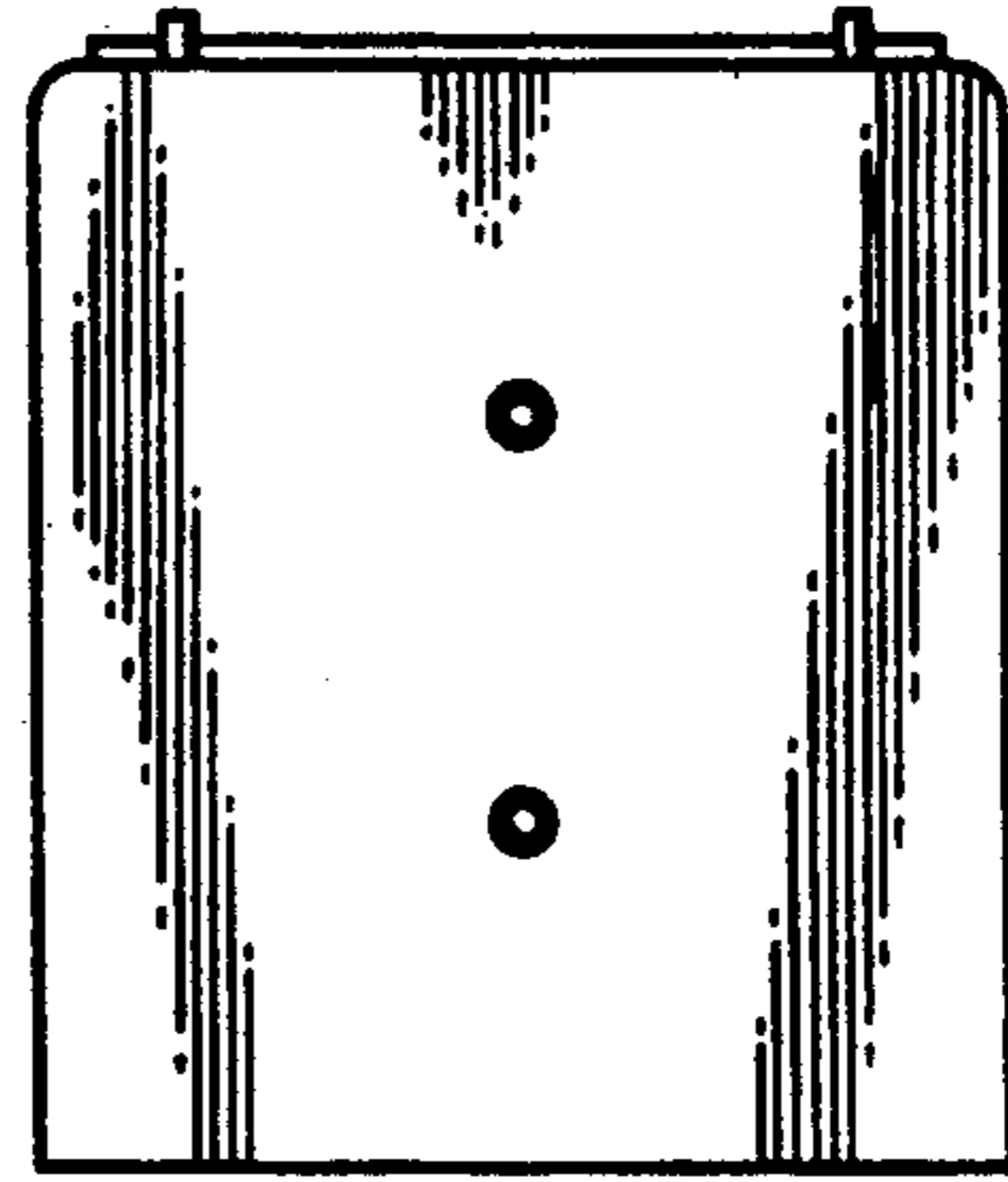


FIG.6

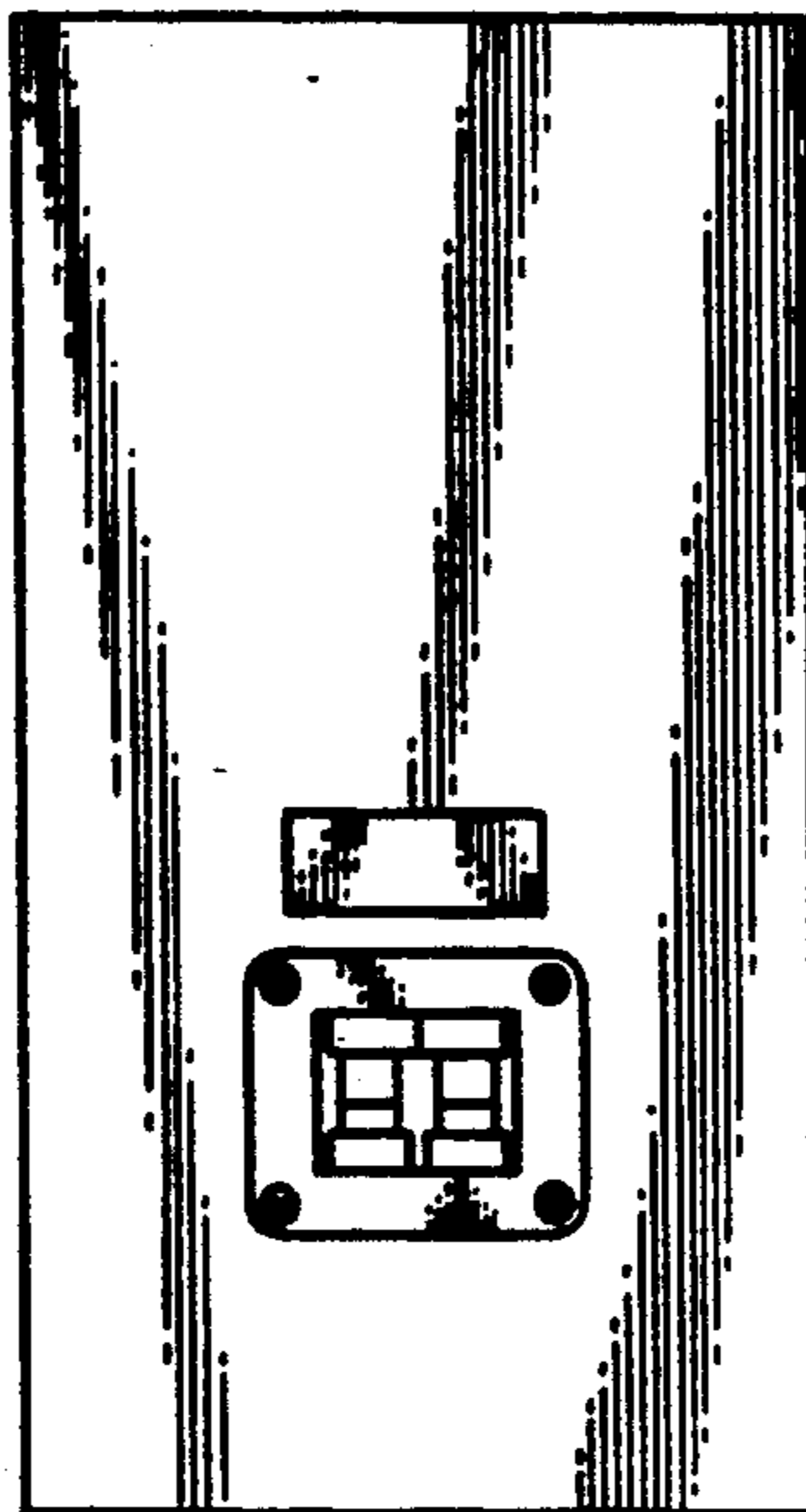


FIG. 8

