



US00D333455S

United States Patent [19]

Himuro et al.

[11] Patent Number: **Des. 333,455**

[45] Date of Patent: **** Feb. 23, 1993**

[54] AUTOMOBILE TIRE

[75] Inventors: **Yasuo Himuro; Yuji Kato**, both of Tokyo, Japan

[73] Assignee: **Bridgestone Corporation**, Tokyo, Japan

[**] Term: **14 Years**

[21] Appl. No.: **648,421**

[22] Filed: **Jan. 14, 1991**

[30] Foreign Application Priority Data

Jul. 16, 1990 [JP] Japan 2-23638

[52] U.S. Cl. **D12/147**

[58] Field of Search **D12/141-143, D12/145-151; 152/209 R, 209 B, 209 D**

[56] References Cited

U.S. PATENT DOCUMENTS

- D. 304,435 11/1989 Himuro et al. **D12/146**
- D. 314,538 2/1991 Martin **D12/147**

FOREIGN PATENT DOCUMENTS

41909 2/1990 Japan 152/209 D

Primary Examiner—James M. Gandy
Attorney, Agent, or Firm—Sughrue, Mion, Zinn, Macpeak & Seas

[57] CLAIM

The ornamental design for an automobile tire, as shown and described.

DESCRIPTION

FIG. 1 is a perspective view of an automobile tire showing our new design, it being understood that the tread pattern is repeated uniformly throughout the circumference of the tire;

FIG. 2 is a front elevational view thereof;

FIG. 3 is a rear elevational view thereof;

FIG. 4 is a right side elevational view thereof;

FIG. 5 is a left side elevational view thereof;

FIG. 6 is a greatly enlarged fragmentary front elevational view thereof; and,

FIG. 7 is an enlarged cross-sectional view thereof taken along line 7—7 in FIG. 6.




FIG.1




FIG.2




FIG. 3




FIG.4

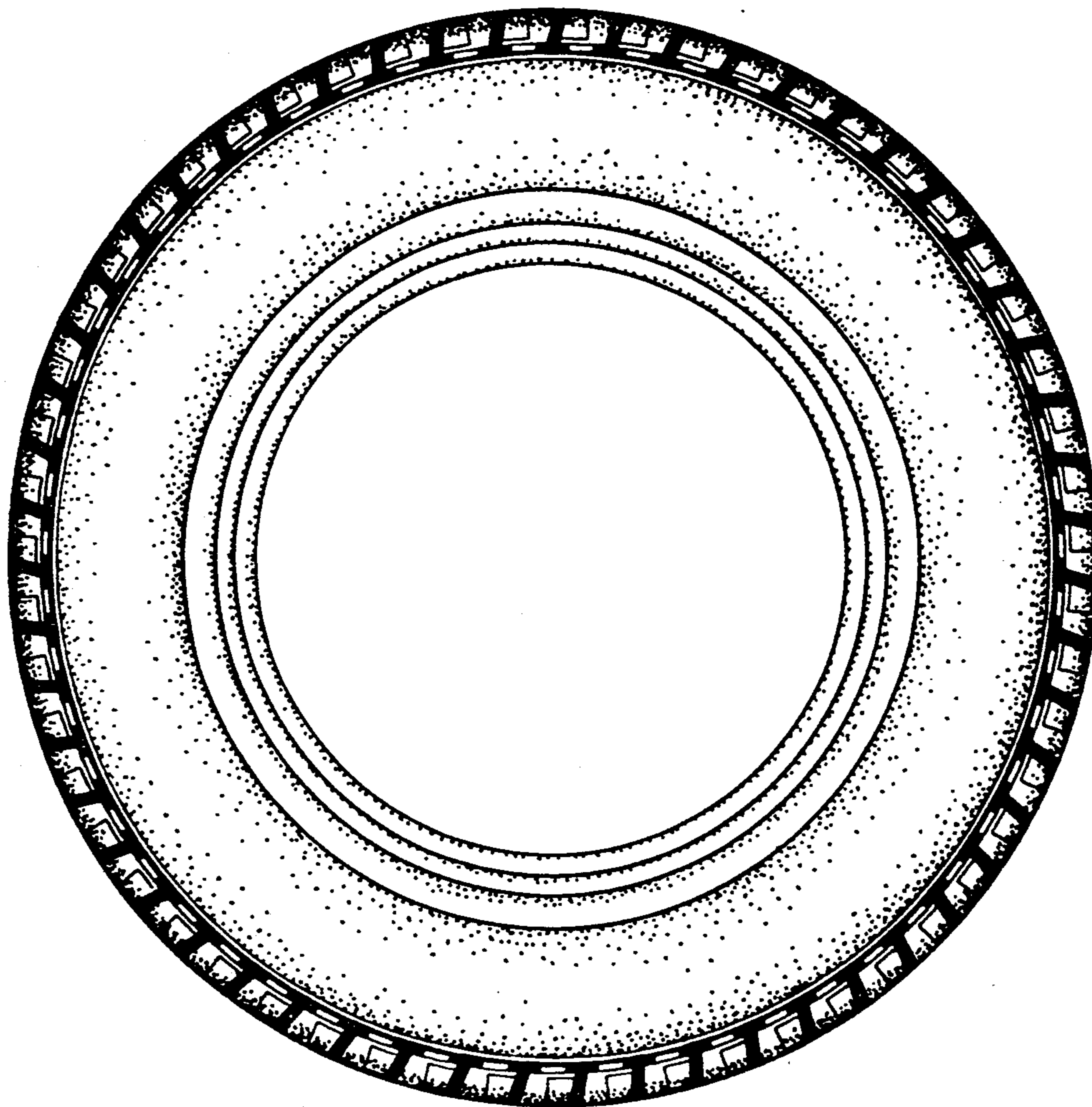


FIG. 5

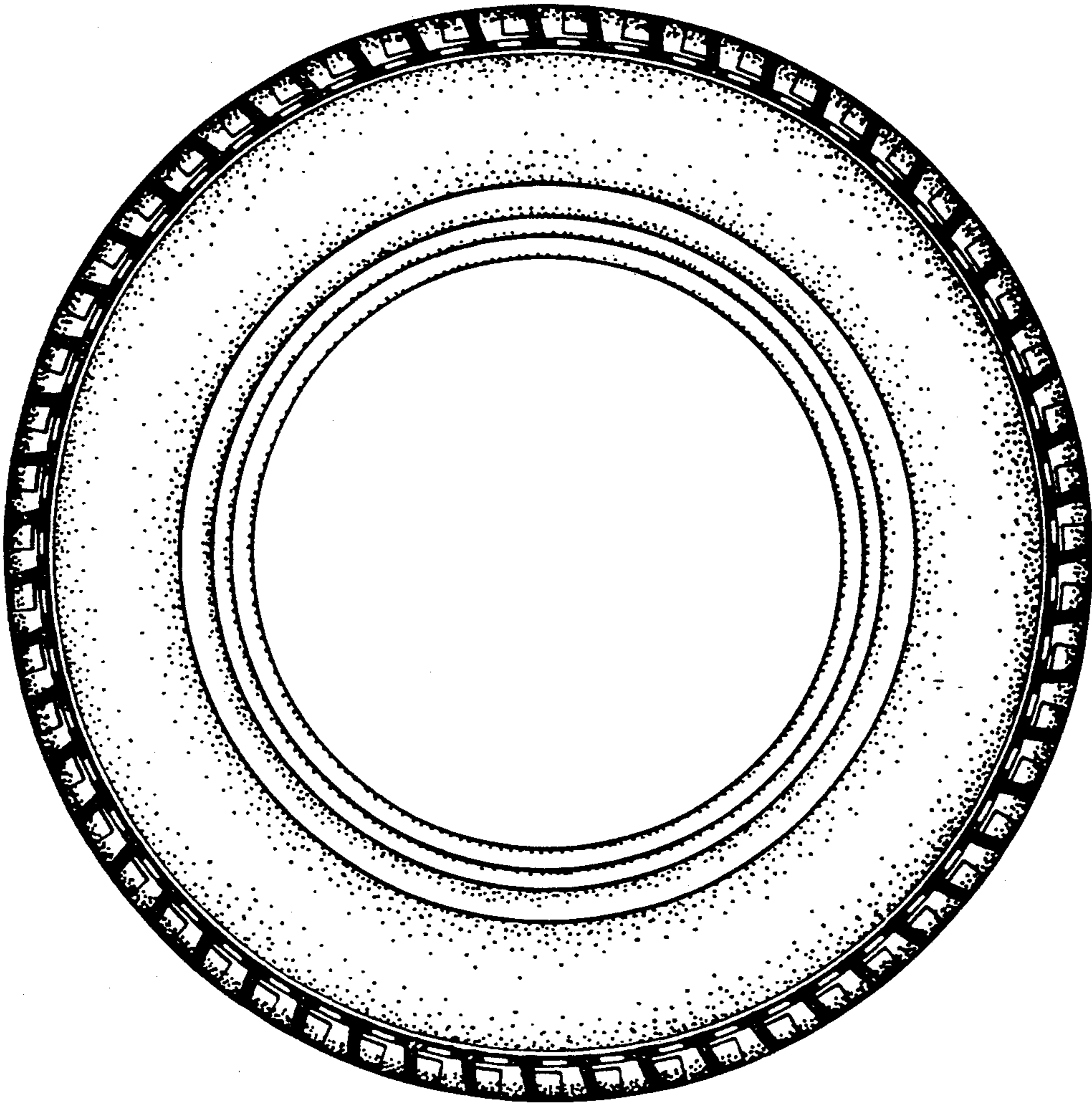


FIG. 6




FIG.7

