



US00D333447S

# United States Patent [19]

[11] Patent Number: **Des. 333,447**

Butler, Jr.

[45] Date of Patent: **\*\* Feb. 23, 1993**

[54] PHOTO IDENTIFICATION LOCKET

[75] Inventor: **George T. Butler, Jr., Warwick, R.I.**

[73] Assignee: **Textron Inc., Providence, R.I.**

[\*\*] Term: **14 Years**

[21] Appl. No.: **665,000**

[22] Filed: **Mar. 5, 1991**

[52] U.S. Cl. .... **D11/80; D11/56; D11/81**

[58] Field of Search ..... **D11/1, 2, 40-48, D11/55-56, 79-83, 66, 71; D3/65; 63/2-3, 29.2, 26, 2**

[56] **References Cited**

**U.S. PATENT DOCUMENTS**

119,196	2/1940	Frommer	.....	D11/2
D. 122,665	9/1940	Fassnacht	.....	D3/65
D. 263,813	4/1982	Buschman	.....	D11/83
D. 277,466	2/1985	Chien	.....	63/2
D. 311,504	10/1990	De Frahan	.....	D11/79


*Primary Examiner*—A. Hugo Word  
*Assistant Examiner*—R. Seifert  
*Attorney, Agent, or Firm*—Samuels, Gauthier & Stevens

[57] **CLAIM**

The ornamental design for a photo identification locket, as shown and described.

**DESCRIPTION**

FIG. 1 is a top plan view of a photo identification locket showing my new design;  
FIG. 2 is a bottom plan view thereof;  
FIG. 3 is an end elevational view thereof (looking from top to bottom in FIG. 1);  
FIG. 4 is a side elevational view thereof (looking from right to left in FIG. 1);  
FIG. 5 is an end elevational view thereof (looking from bottom to top in FIG. 1);  
FIG. 6 is a top perspective view thereof; and,  
FIG. 7 is a bottom perspective view thereof.  
The broken line showing of chain links in FIGS. 1 and 2 is for illustrative purposes only and forms no part of the claimed design.






FIG. 1




FIG. 2



FIG. 3



FIG. 4



FIG. 5




FIG. 6




FIG. 7