



US00D333446S

United States Patent [19]
Butler

[11] **Patent Number: Des. 333,446**
[45] **Date of Patent: ** Feb. 23, 1993**

- [54] **EXPANSION BRACELET**
- [75] **Inventor: George T. Butler, Warwick, R.I.**
- [73] **Assignee: Textron Inc., Providence, R.I.**
- [**] **Term: 14 Years**
- [21] **Appl. No.: 895,819**
- [22] **Filed: Jun. 5, 1992**
- [52] **U.S. Cl. D11/19; D11/3; D11/25**
- [58] **Field of Search D11/1-25, D11/93, 94; 59/78, 78.1, 79.3, 85; 63/1.1-6; 224/171, 175, 178; D10/32**

- D. 285,422 9/1986 Grimes D10/32
- D. 287,705 1/1987 Malamoud D11/25
- D. 304,432 11/1989 Cowan D11/25
- D. 327,435 6/1992 Gueit D10/32
- 3,924,418 12/1975 Bürkle, Jr. 63/5.1

Primary Examiner—A. Hugo Word
Assistant Examiner—R. Seifert
Attorney, Agent, or Firm—Samuels, Gauthier & Stevens


[57] **CLAIM**

The ornamental design for an expansion bracelet, as shown and described.

DESCRIPTION

FIG. 1 is a top plan view of an expansion bracelet showing my new design;
FIG. 2 is a bottom plan view thereof with the central portion removed for ease of illustration;
FIG. 3 is a side elevational view thereof;
FIG. 4 is an end elevational view thereof; and,
FIG. 5 is a partial enlarged top plan view showing several adjacent top shells thereof.

- [56] **References Cited**
- U.S. PATENT DOCUMENTS**
- D. 160,358 10/1950 Augenstein D11/25
- D. 163,142 5/1951 Sand D11/22
- D. 210,403 3/1968 Cowan D11/25
- D. 213,333 2/1969 Poon D11/21
- D. 268,332 3/1983 Weil D10/32






FIG. 1

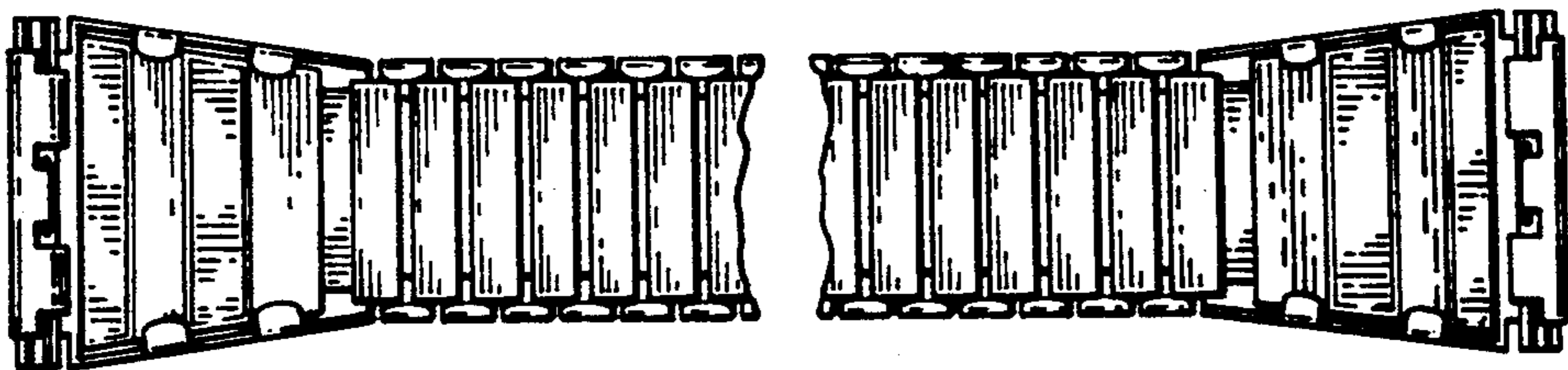


FIG. 2

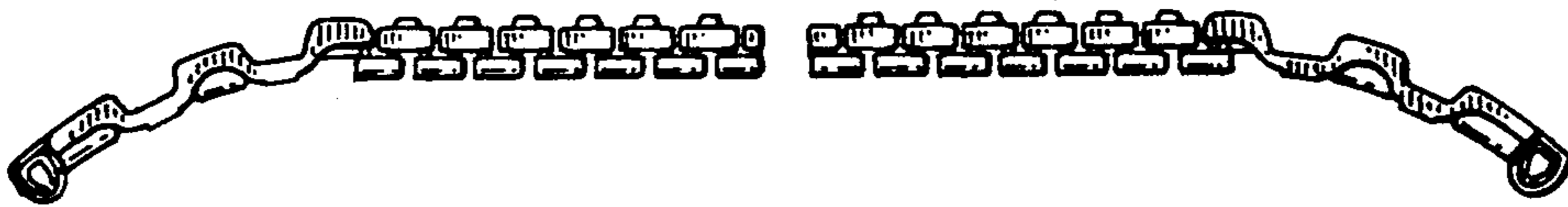


FIG. 3




FIG. 4




FIG. 5