



US00D333444S

# United States Patent [19]

[11] Patent Number: **Des. 333,444**

**Shyan**

[45] Date of Patent: **\*\* Feb. 23, 1993**

[54] BELL

D. 144,426 4/1946 Speck ..... D11/155  
D. 272,523 2/1984 P'eng ..... D10/116

[76] Inventor: **Huang C. Shyan**, No. 1-1, Changma St., Hsiushui Hsiang, Changhua Hsien, Taiwan

*Primary Examiner*—Wallace R. Burke  
*Assistant Examiner*—Marcus Jackson  
*Attorney, Agent, or Firm*—Dellett, Smith-Hill and Bedell

[\*\*] Term: **14 Years**

### [57] CLAIM

[21] Appl. No.: **765,166**

The ornamental design for a bell, as shown and described.

[22] Filed: **Sep. 25, 1991**

[52] U.S. Cl. .... **D10/116; D11/55**

### DESCRIPTION


[58] Field of Search ..... D11/48, 49, 50, 51, D11/52, 53, 54, 55, 56, 57, 58, 59; D10/104, 116, 118, 119; 116/148, 149, 150, 151, 155, 169, 170, 171, 172


FIG. 1 is a perspective view of a bell showing my new design;  
FIG. 2 is a front elevational view thereof;  
FIG. 3 is a rear elevational view thereof;  
FIG. 4 is a left side elevational view thereof;  
FIG. 5 is a right side elevational view thereof;  
FIG. 6 is a top plan view thereof; and,  
FIG. 7 is a bottom plan view thereof.

### [56] References Cited

#### U.S. PATENT DOCUMENTS

D. 144,424 4/1946 Speck ..... D11/155





*FIG. 1.*



FIG. 2.



FIG. 3.




FIG. 4.

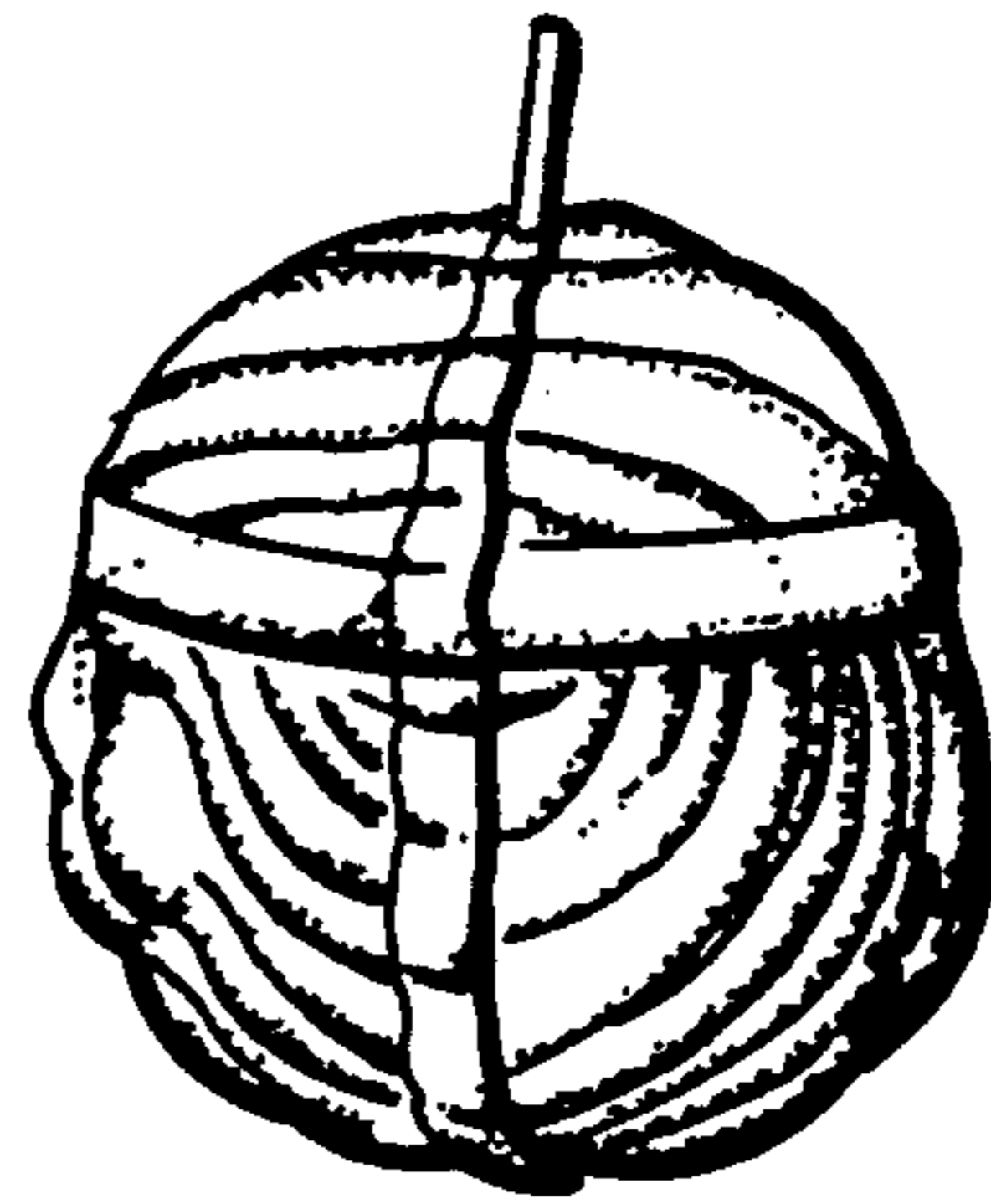


FIG. 5.

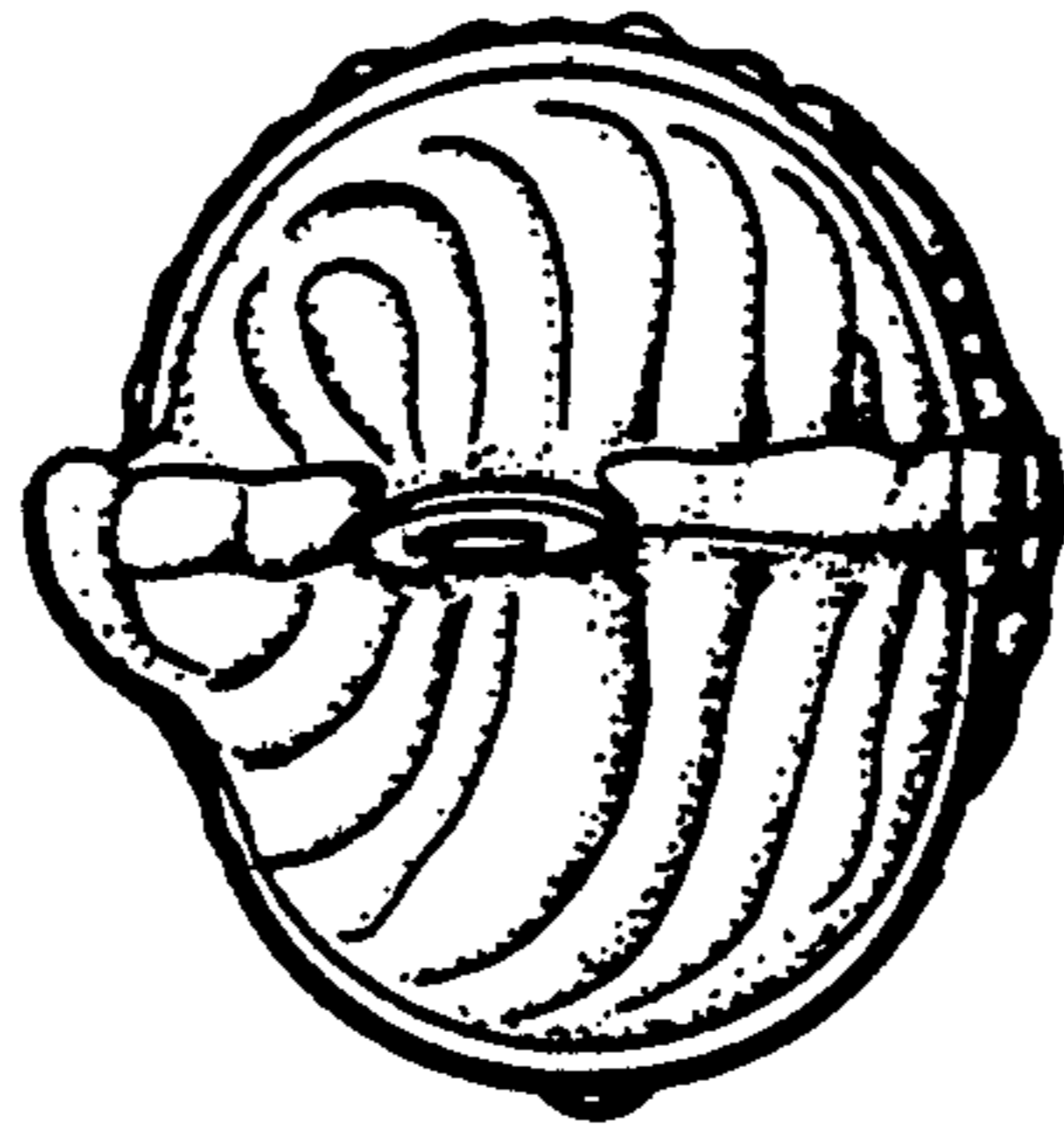


FIG. 6.

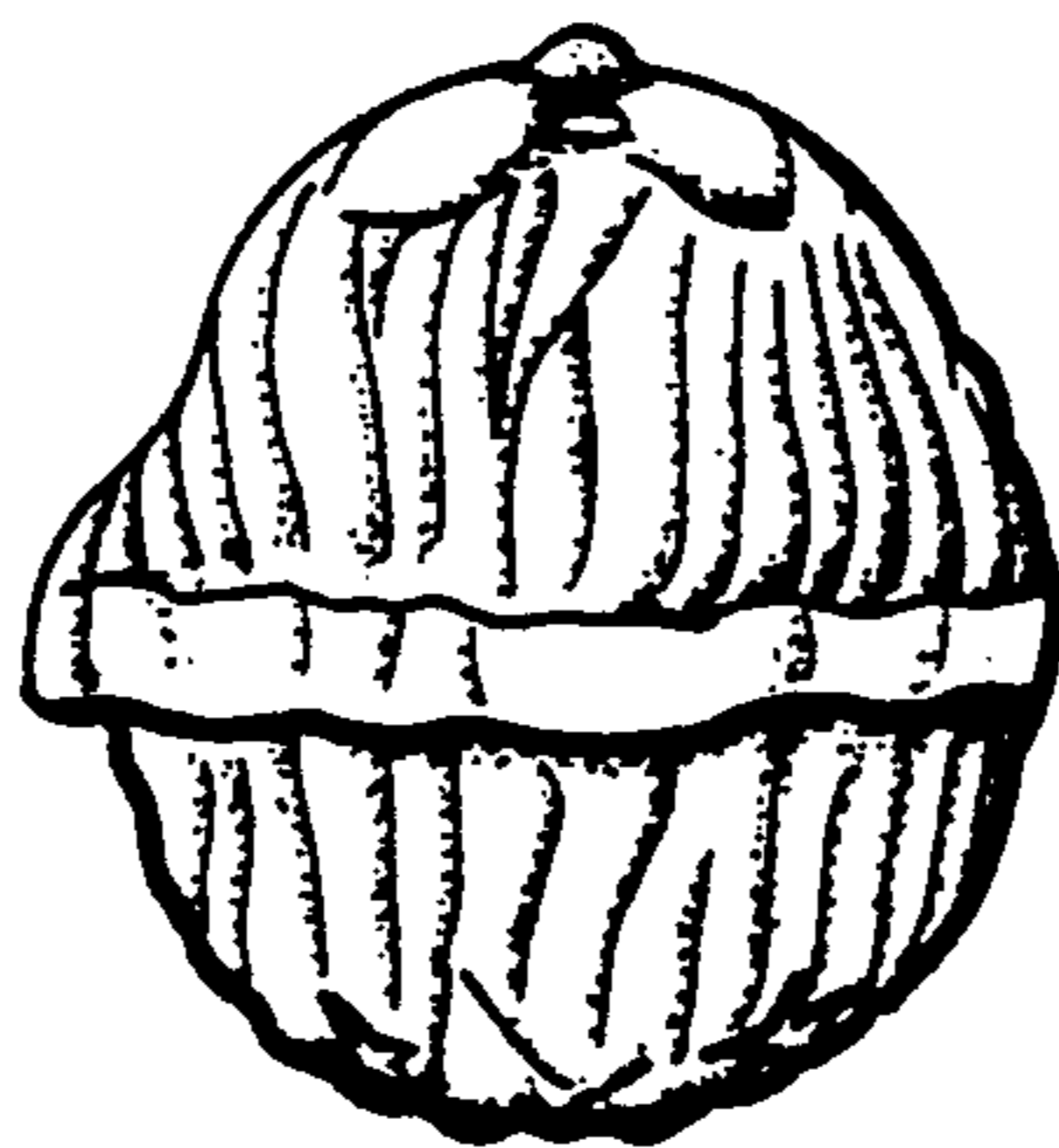


FIG. 7.