



US00D333430S

United States Patent [19]

Reiseneder

[11] Patent Number: **Des. 333,430**

[45] Date of Patent: **** Feb. 23, 1993**

[54] **PILL BOX WITH VIBRATOR TIMER**

[75] Inventor: **Ingeborg Reiseneder, Chicago, Ill.**

[73] Assignee: **The Cloverline, Inc., Chicago, Ill.**

[**] Term: **14 Years**

[21] Appl. No.: **688,885**

[22] Filed: **Apr. 22, 1991**

[52] U.S. Cl. **D9/418; D9/432; D9/417**

[58] Field of Search **D9/415, 418, 424, 432, D9/341, 337; D24/200; 206/528, 538, 530, 534, 535, 536, 461, 37.4, 828**

[56] **References Cited**

U.S. PATENT DOCUMENTS

D. 289,738	5/1987	McLaughlin et al.	D9/418
D. 305,506	1/1990	Sittig	D9/418
D. 323,561	1/1992	Bartelt et al.	D24/200
1,440,046	12/1922	Ziplinsky	D9/418 X
4,270,659	6/1981	Kuchenbecker	206/538

4,277,024	7/1981	Spector	206/466 X
4,660,991	4/1987	Simon	206/534 X
4,759,368	7/1988	Spanton et al.	D24/200 X


Primary Examiner—Bernard Ansher
Assistant Examiner—Prabhakar Deshmukh
Attorney, Agent, or Firm—Milton S. Gerstein

[57] **CLAIM**

The ornamental design for a pill box with vibrator timer, as shown and described.

DESCRIPTION

FIG. 1 is a perspective view of a pill box with vibrator timer showing my new design;
FIG. 2 is a front elevational view thereof;
FIG. 3 is a front elevational view thereof with the pill box in partial open position shown for clarity of illustration;
FIG. 4 is a rear elevational view thereof;
FIG. 5 is a left side elevational view thereof;
FIG. 6 is a right side elevational view thereof;
FIG. 7 is a top plan view thereof; and,
FIG. 8 is a bottom plan view thereof.



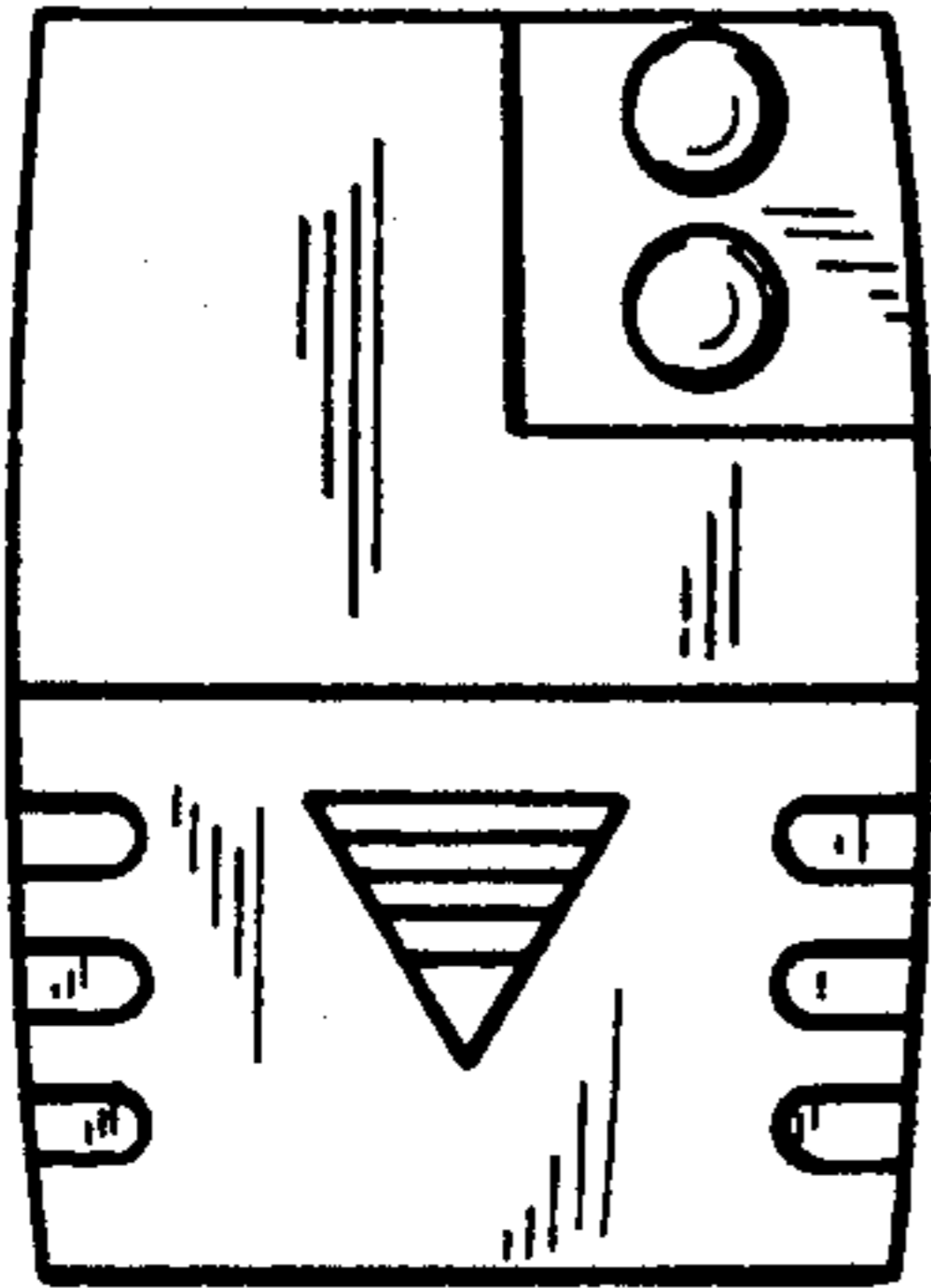


FIG. 2




FIG. 1

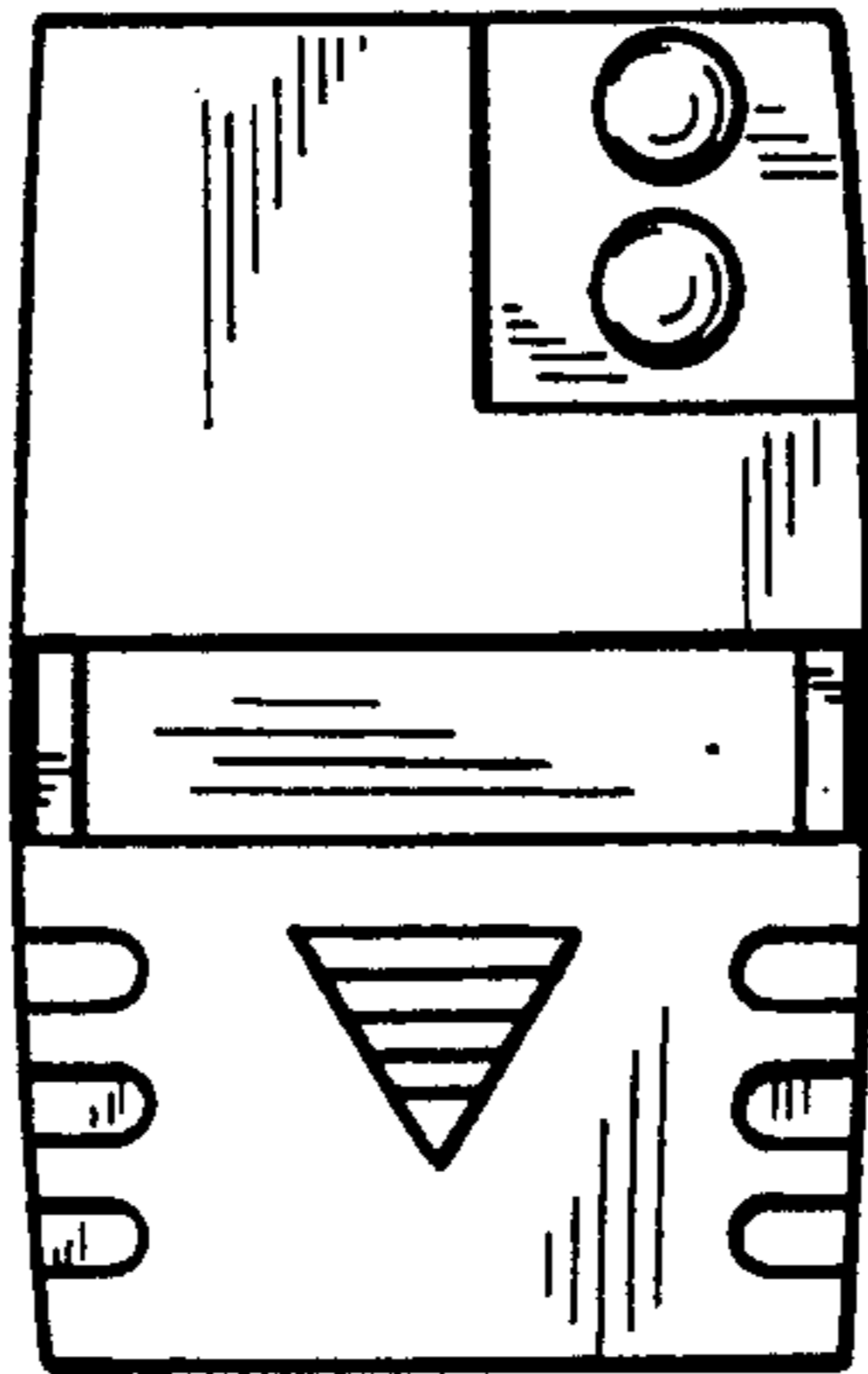


FIG. 3




FIG. 4

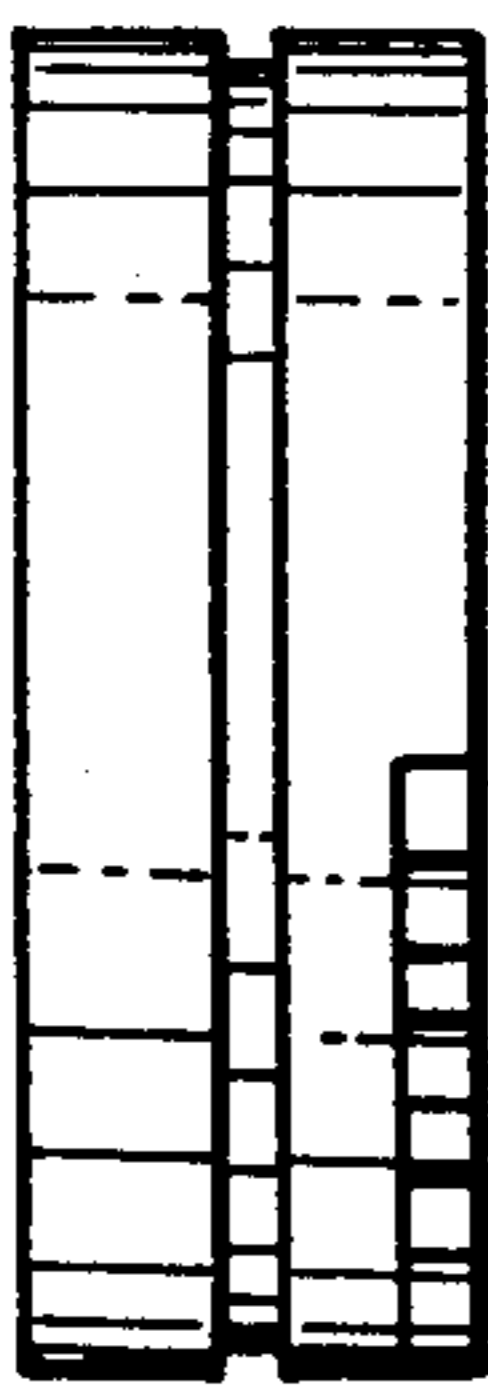


FIG. 5

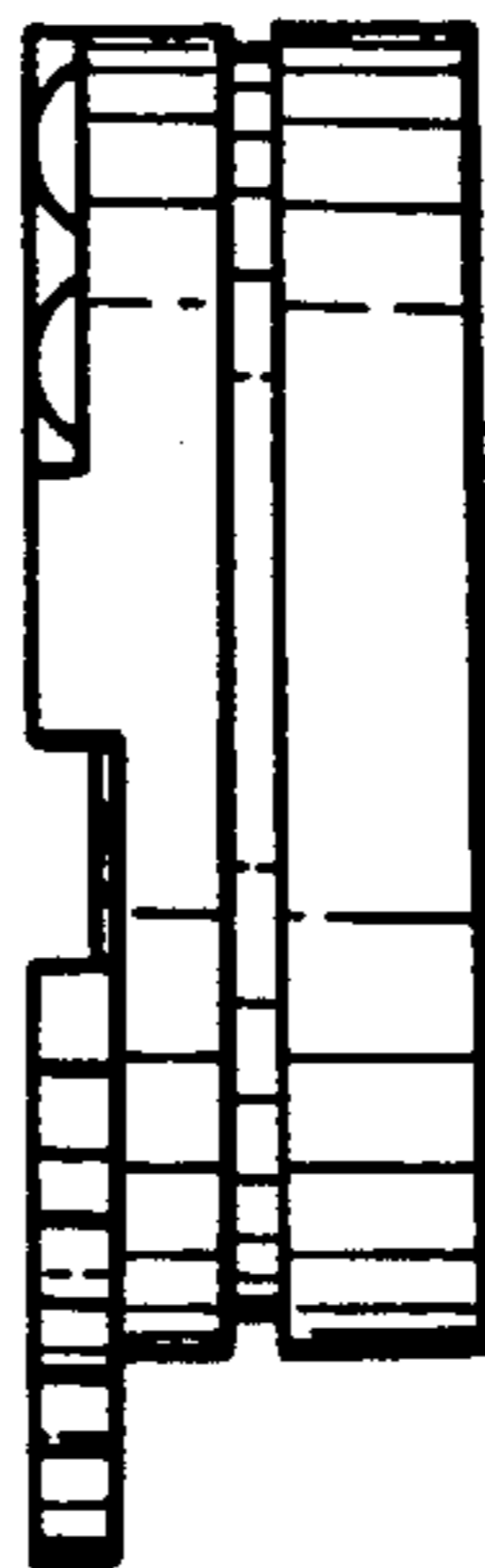


FIG. 6

FIG. 8




FIG. 7