



US00D333417S

# United States Patent [19]

[11] Patent Number: **Des. 333,417**

**Ragsdale**

[45] Date of Patent: **\*\* Feb. 23, 1993**

[54] **COMBINED SCREWDRIVER AND WIRE BENDER**

3,253,286 5/1966 Bacon ..... 7/108  
4,680,996 7/1987 Gold ..... 7/108

[76] Inventor: **Gregory J. Ragsdale, 6414 Virginia Ave., St. Louis, Mo. 63110**

*Primary Examiner*—Bernard Ansher  
*Assistant Examiner*—Philip Hyder  
*Attorney, Agent, or Firm*—Leon Gilden

[\*\*] Term: **14 Years**

[57] **CLAIM**

[21] Appl. No.: **665,730**

The ornamental design for a combined screwdriver and wire bender, as shown and described.

[22] Filed: **Mar. 7, 1991**

[52] U.S. Cl. .... **D8/87**

**DESCRIPTION**


[58] Field of Search ..... **D8/82, 87; 7/165, 108; 81/437, 456**

FIG. 1 is a front elevational view of the combined screwdriver and wire bender showing my new design; FIG. 2 is a rear elevational view thereof; FIG. 3 is a left side elevational view thereof; FIG. 4 is a right side elevational view thereof; FIG. 5 is a top plan view thereof; and, FIG. 6 is a bottom plan view thereof.

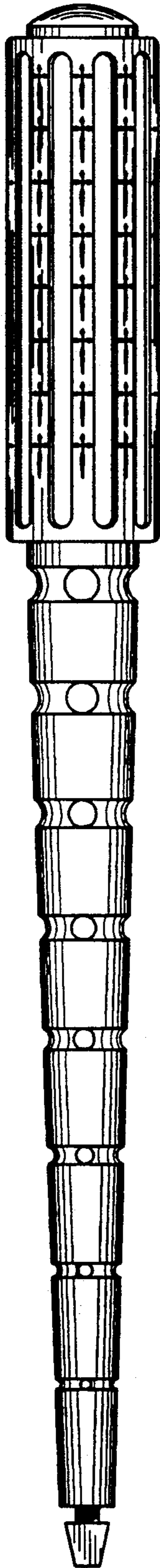
[56] **References Cited**

**U.S. PATENT DOCUMENTS**


D. 111,026 8/1938 Hosford ..... D8/26  
D. 133,782 9/1942 Pfeiffer ..... D8/82



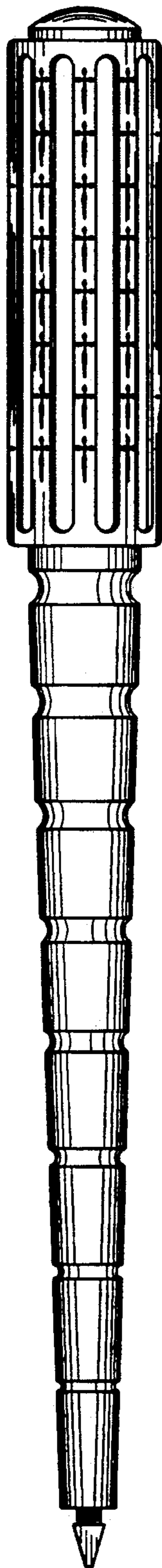
*FIG. 1*



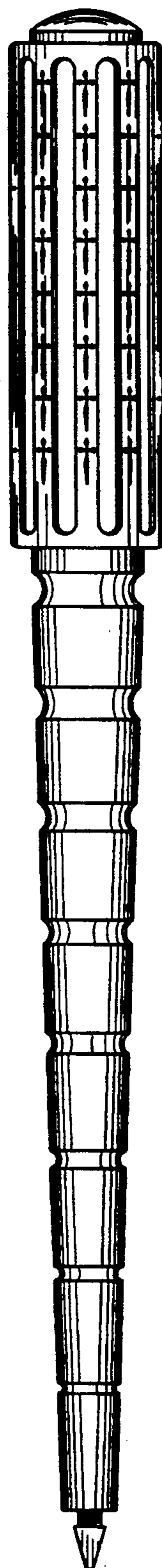
*FIG. 2*



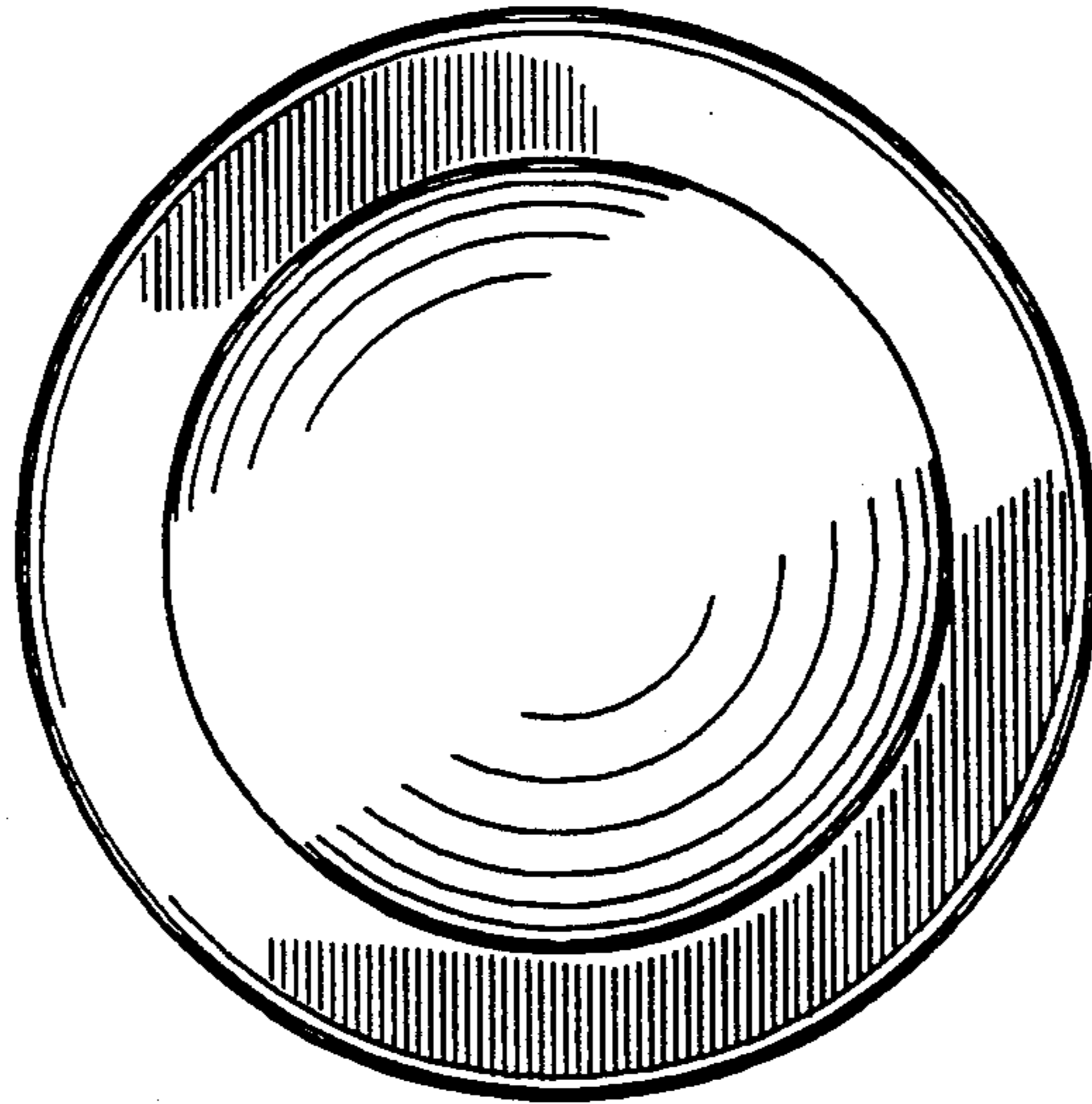
*FIG. 3*



*FIG. 4*



*FIG. 5*



*FIG. 6*

