



US00D333415S

United States Patent [19]

[11] Patent Number: **Des. 333,415**

Furutsu

[45] Date of Patent: **** Feb. 23, 1993**

[54] TAG ATTACHER

[75] Inventor: Akira Furutsu, Tokyo, Japan

[73] Assignees: Japan Bano'k Co., Ltd., Tokyo, Japan; Ben Clements & Sons, Inc., South Hackensack, N.J.

[**] Term: 14 Years

[21] Appl. No.: 731,912

[22] Filed: Jul. 18, 1991

[52] U.S. Cl. D8/51

[58] Field of Search D8/51; 227/67, 76, 95

4,482,088 11/1984 Hyun 227/67

4,492,330 1/1985 Furutsu 227/67

4,592,500 6/1986 Kato 227/67

4,593,844 6/1986 Bone 227/67

4,664,306 5/1987 Levy 227/67

4,819,855 4/1989 Satoh et al. 227/67

Primary Examiner—Bernard Ansher
 Assistant Examiner—Philip Hyder
 Attorney, Agent, or Firm—Blum Kaplan

[57] CLAIM

The ornamental design for a tag attacher, as shown and described.

DESCRIPTION

FIG. 1 is a right side elevational view of a tag attacher, showing my new design;
 FIG. 2 is a left side elevational view thereof;
 FIG. 3 is a top plan view thereof;
 FIG. 4 is a bottom plan view thereof;
 FIG. 5 is a front elevational view thereof; and,
 FIG. 6 is a rear elevational view thereof.

[56] References Cited

U.S. PATENT DOCUMENTS

D. 223,138	3/1972	Mulholland	D8/51
D. 230,419	2/1974	Fossella	D8/51
D. 234,551	3/1975	Fossella	D8/51
4,423,837	1/1984	Clements	227/67
4,465,217	8/1984	Furutsu	227/67

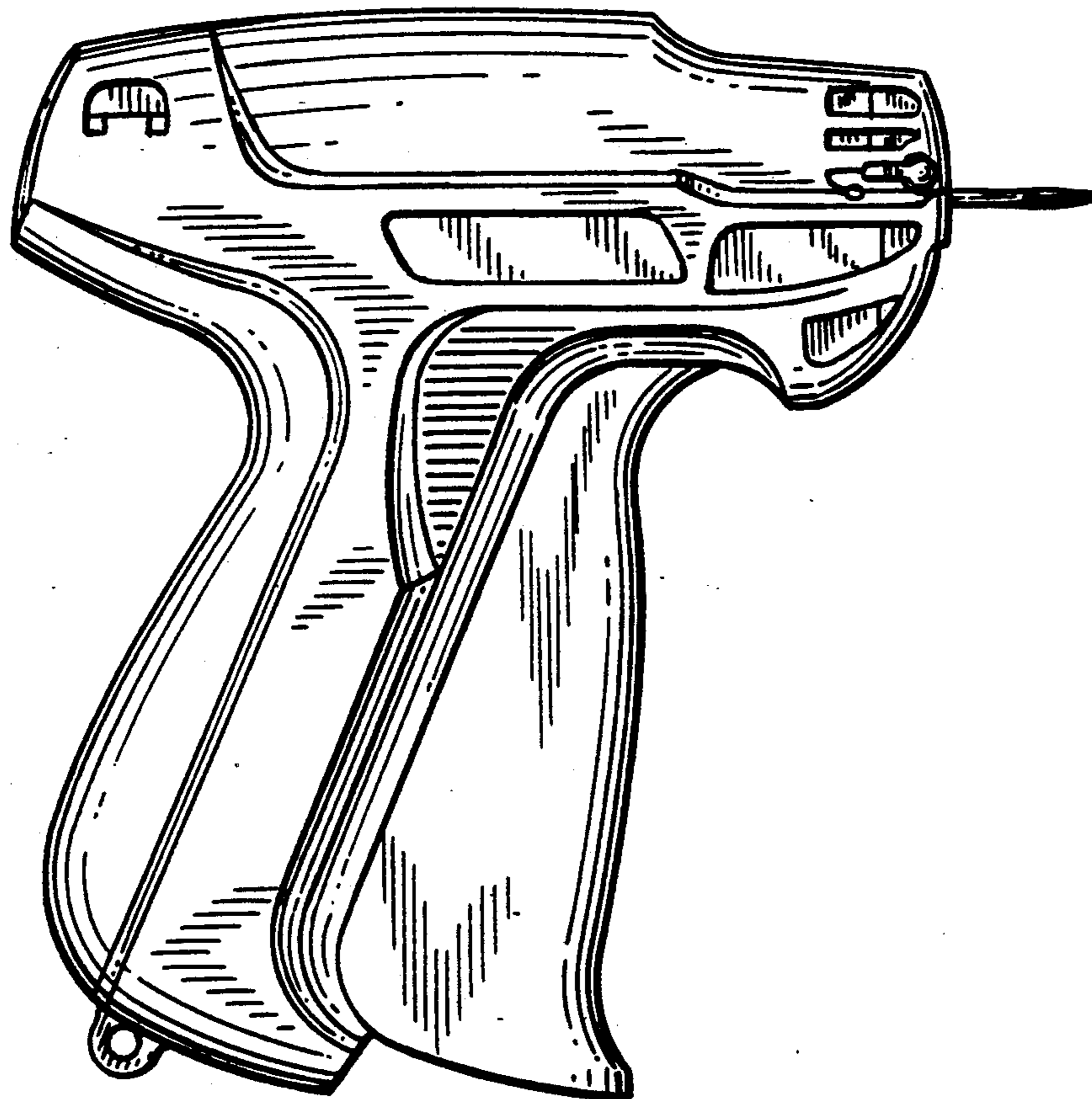


FIG. 1

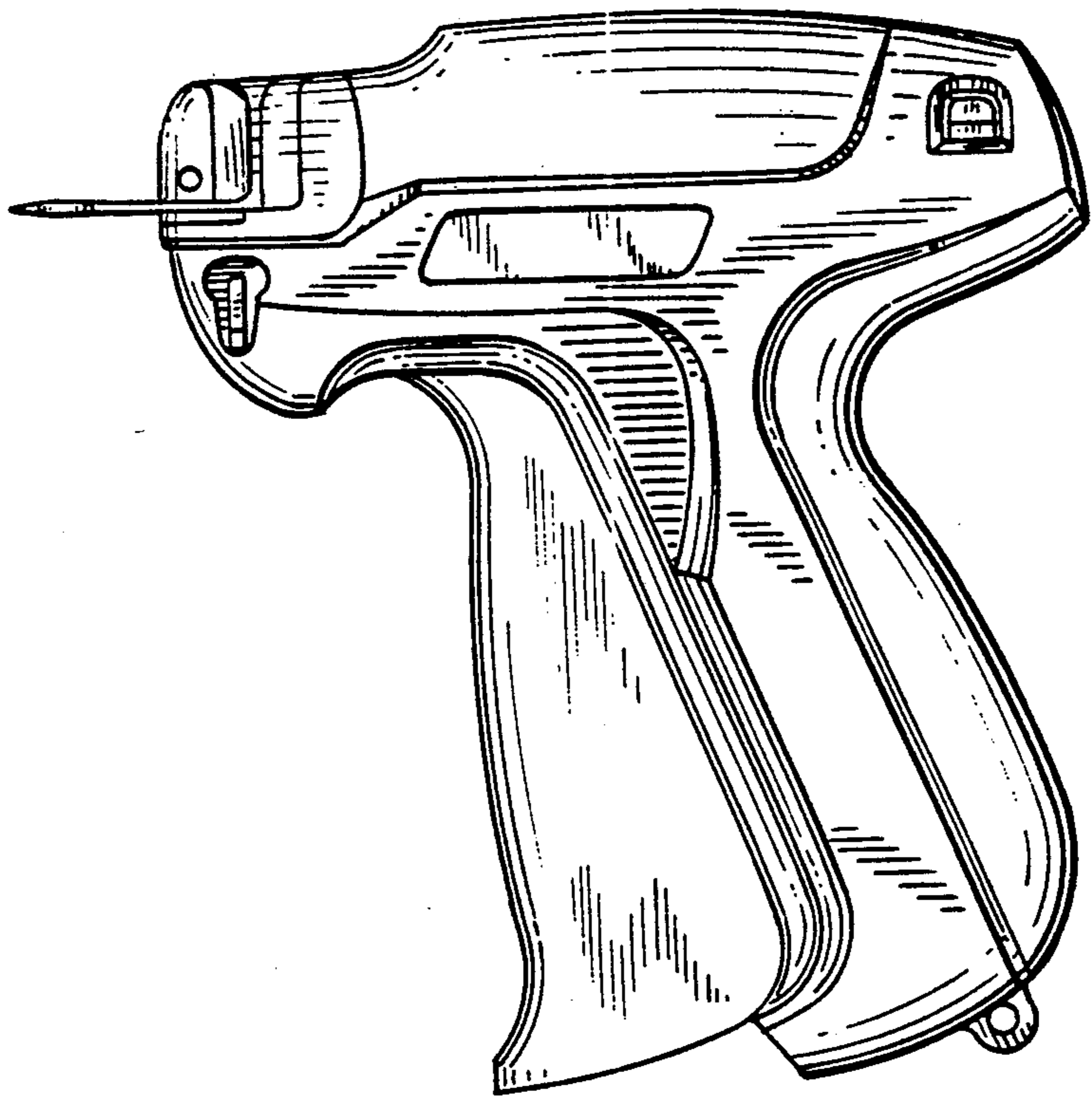


FIG. 5




FIG. 3




FIG. 2


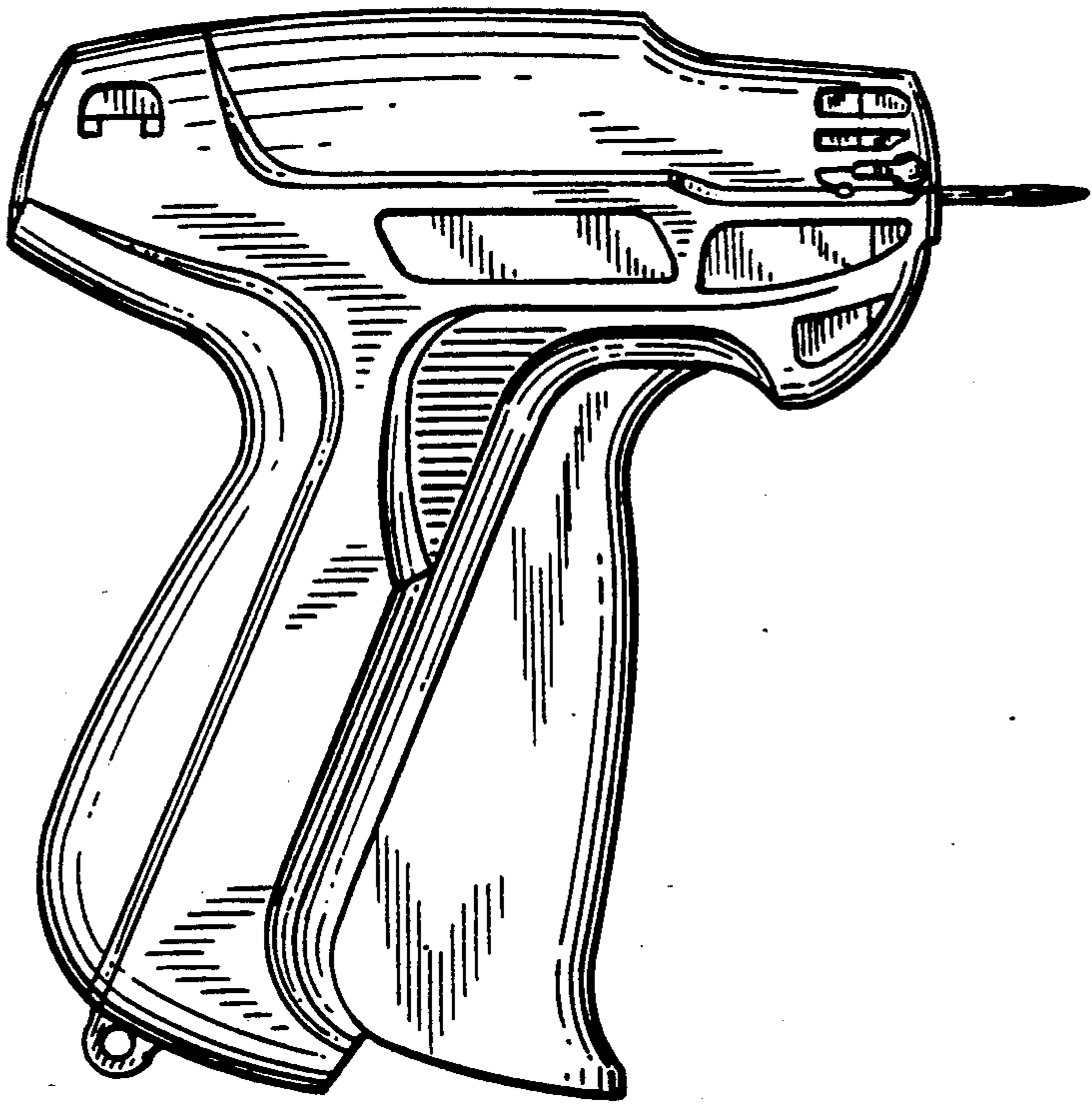


FIG. 6




FIG. 4