



US00D333402S

United States Patent [19]

Ancona et al.

[11] Patent Number: **Des. 333,402**

[45] Date of Patent: **** Feb. 23, 1993**

[54] STORAGE UNIT FOR ELECTRICAL
HARDWARE ITEMS

[75] Inventors: **Bruce Ancona; Jane Ancona**, both of
New York, N.Y.

[73] Assignee: **M. Kamenstein, Inc.**, White Plains,
N.Y.

[**] Term: **14 Years**

[21] Appl. No.: **484,116**

[22] Filed: **Feb. 28, 1990**

[52] U.S. Cl. **D6/559**

[58] Field of Search **D6/553, 559; 312/100,
312/209, 242, 245; 220/476**

[56] **References Cited**

U.S. PATENT DOCUMENTS

- D. 127,588 6/1941 Owen .
- D. 130,079 10/1941 Weller :
- D. 193,509 9/1962 Courtwright D16/2
- D. 210,133 2/1968 Miller et al. D33/10
- D. 232,404 8/1974 Turner et al. D6/158
- D. 247,238 2/1978 Eppich et al. D14/2

- D. 259,980 7/1981 Magistretti D6/559
- D. 278,909 5/1985 Ramos et al. D14/102
- D. 290,960 7/1987 Brann D14/102
- D. 297,087 8/1988 Fortescue: D6/559
- D. 297,930 10/1988 Bohm D14/40
- D. 300,426 3/1989 Lotz D14/240

Primary Examiner—Brian N. Vinson

Attorney, Agent, or Firm—James A. Drobile; Robert A. Koons; Robert A. Rosenthal

[57] **CLAIM**

The ornamental design for a storage unit for electrical hardware items, as shown and described.

DESCRIPTION

FIG. 1 is a top, front, and right side perspective view of a storage unit for electrical hardware items showing our new design;

FIG. 2 is an enlarged right side elevational view thereof;

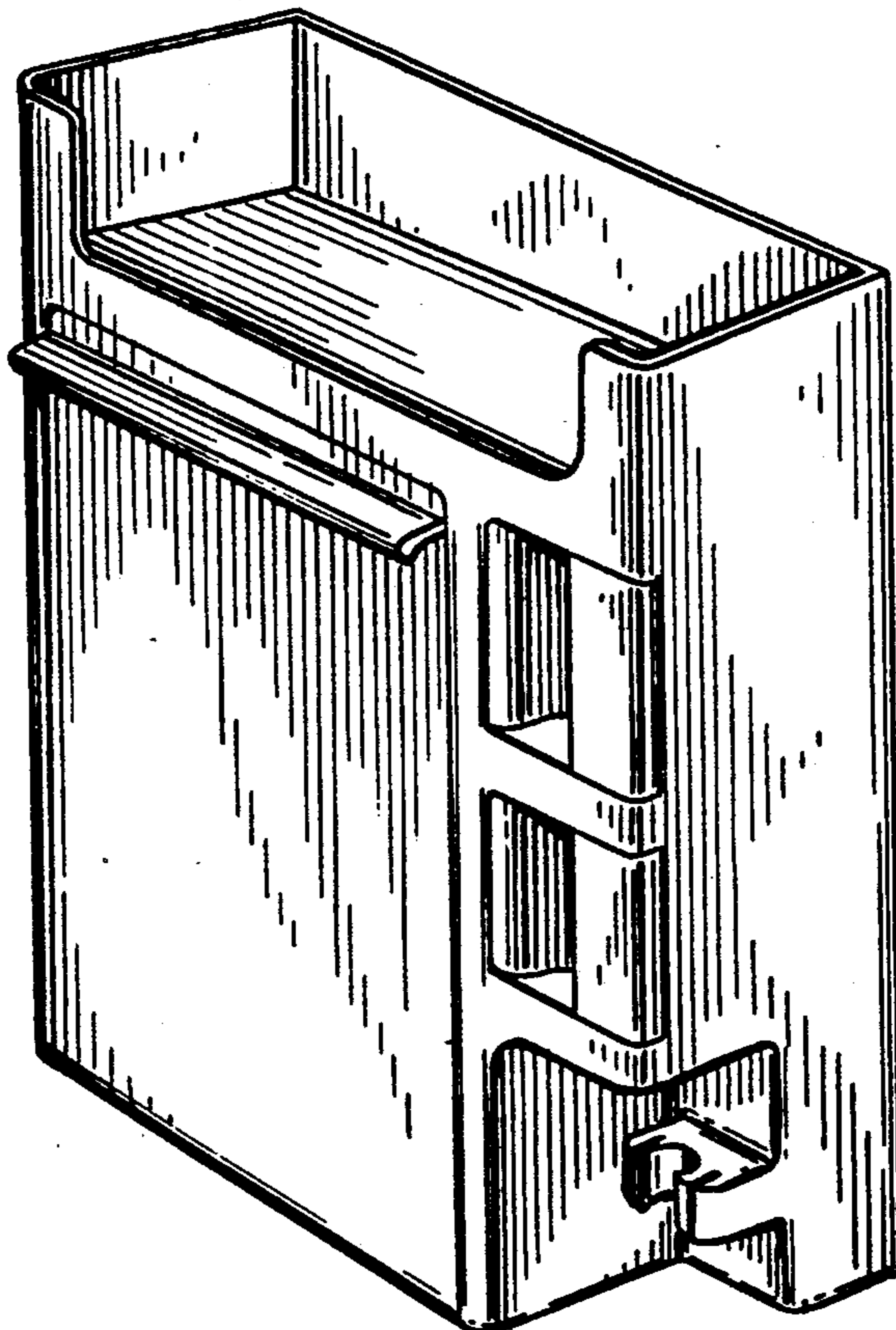
FIG. 3 is an enlarged front elevational view thereof;

FIG. 4 is an enlarged left side elevational view thereof;

FIG. 5 is an enlarged top plan view thereof;

FIG. 6 is an enlarged bottom plan view thereof; and,

FIG. 7 is an enlarged rear elevational view thereof.






Fig. 1




Fig. 2




Fig. 4

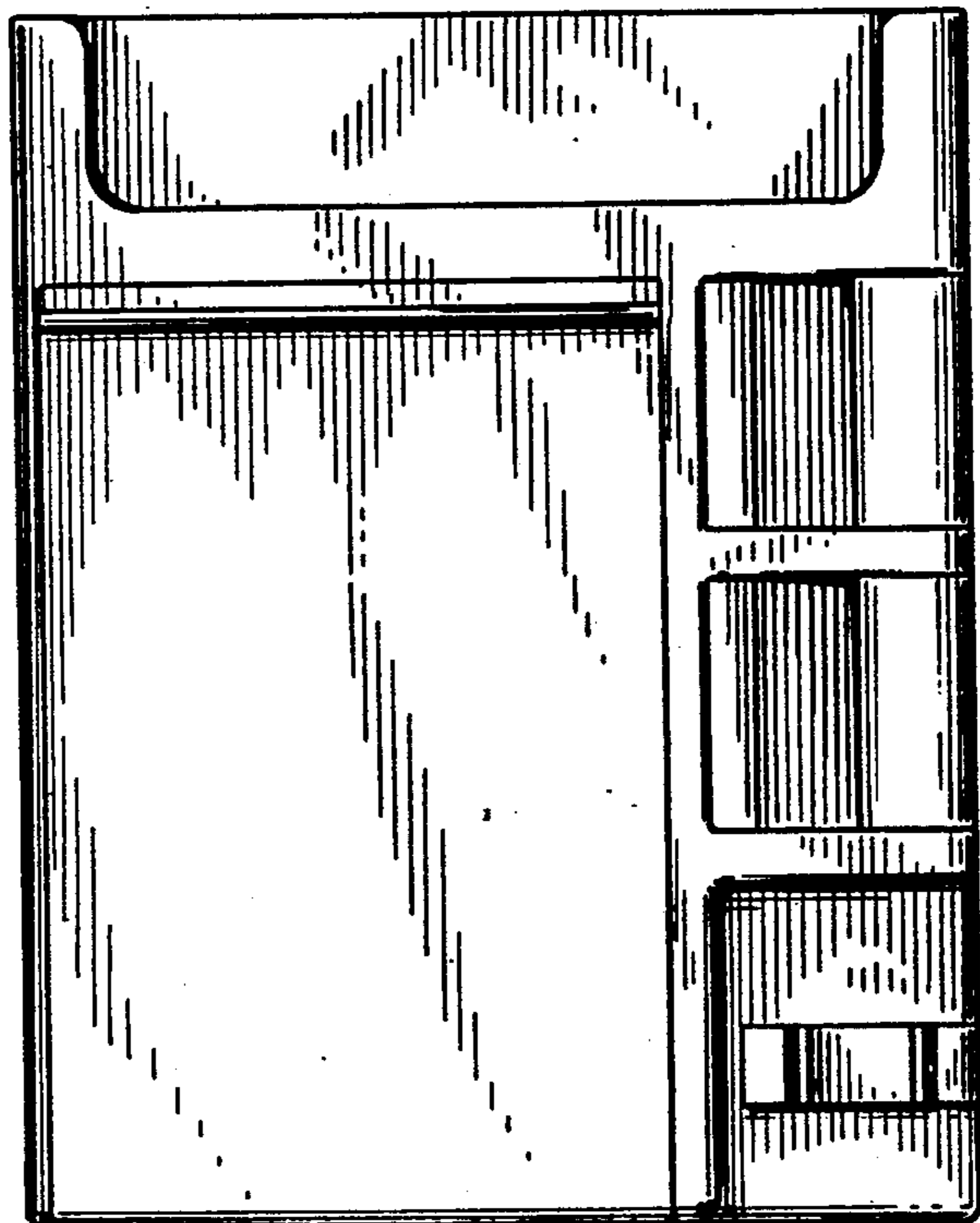


Fig. 3




Fig. 5




Fig. 6




Fig. 7