



US00D333394S

# United States Patent [19]

Warrington

[11] Patent Number: **Des. 333,394**

[45] Date of Patent: **\*\* Feb. 23, 1993**

[54] **CARRIER CADDY FOR T.V. AND VCR  
REMOTE CONTROL UNITS**

[75] Inventor: **Blake Warrington, Dublin, Calif.**

[73] Assignee: **Warrington and Watters, Dublin,  
Calif.**

[\*\*] Term: **14 Years**

[21] Appl. No.: **627,381**

[22] Filed: **Dec. 14, 1990**

[52] U.S. Cl. .... **D6/485; D6/511;  
D19/92**

[58] Field of Search ..... **D6/495, 496, 486, 491,  
D6/492, 494, 509-511, 406, 419, 420; D7/550,  
698, 691, 688; D19/92; 211/126, 11, 50;  
206/425; 312/330.1; D32/74**

[56] **References Cited**

**U.S. PATENT DOCUMENTS**

- D. 116,600 9/1939 Thorn et al. .... D19/92
- D. 187,830 5/1960 Lewis ..... D19/92
- D. 233,203 10/1974 Hughes ..... D7/698 X
- D. 265,541 7/1982 Messenger et al. .... D32/74

- D. 297,390 8/1988 Fehrmann ..... D7/688
- D. 311,285 10/1990 Mastrodicasa ..... D6/511
- 2,635,885 4/1953 Masaracchia et al. .... 312/330.1 X
- 4,073,460 2/1978 Dale ..... D6/420 X
- 4,475,705 10/1984 Henneberg et al. .... D6/511 X

*Primary Examiner*—Nelson C. Holtje  
*Assistant Examiner*—J. E. Seeger  
*Attorney, Agent, or Firm*—Harris Zimmerman

[57] **CLAIM**

The ornamental design for a carrier caddy for T.V. and VCR remote control units, as shown and described.

**DESCRIPTION**

FIG. 1 is a perspective view of a carrier caddy for T.V. and VCR remote control units, showing my new design;

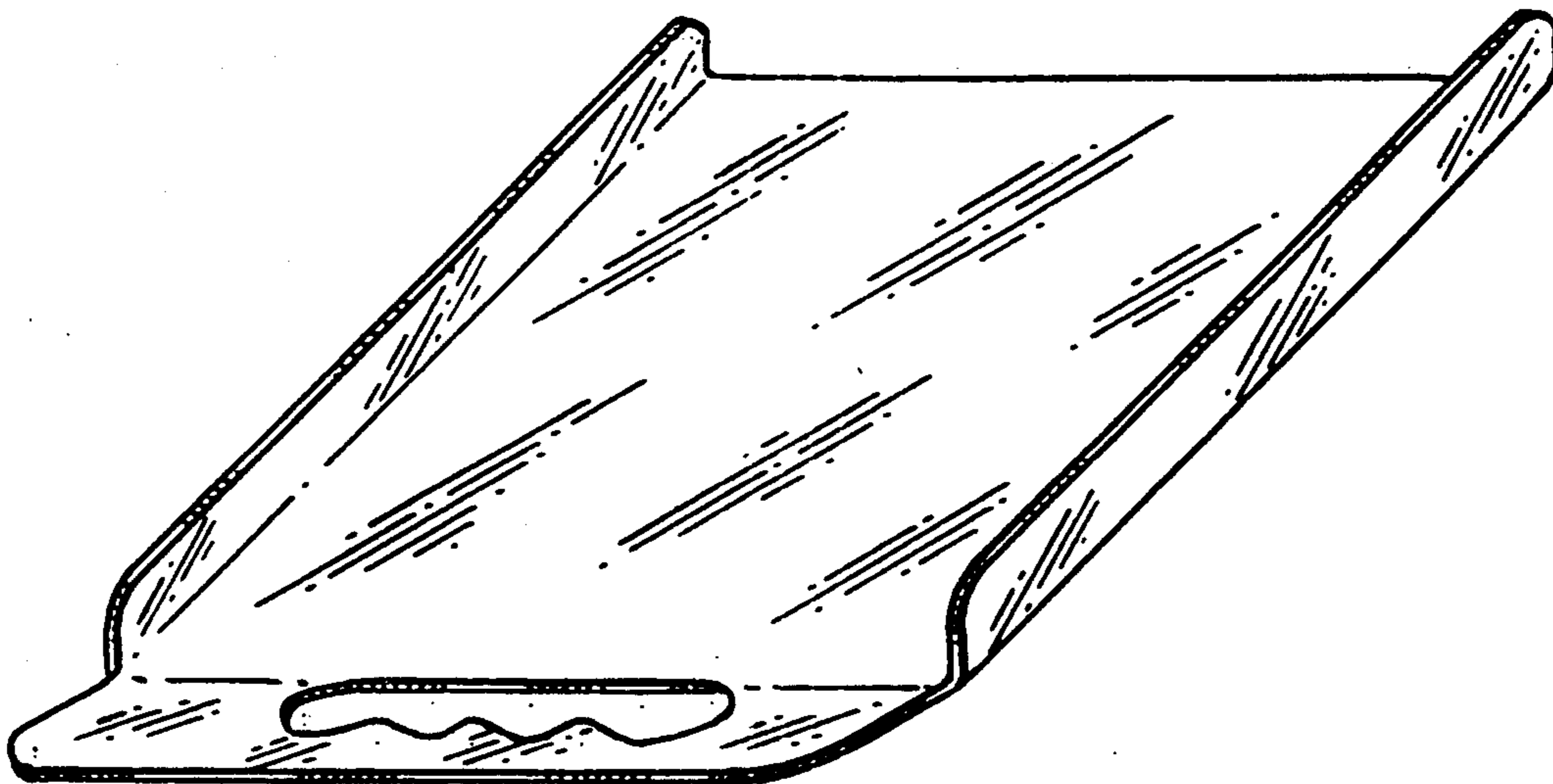
FIG. 2 is a top plan view;

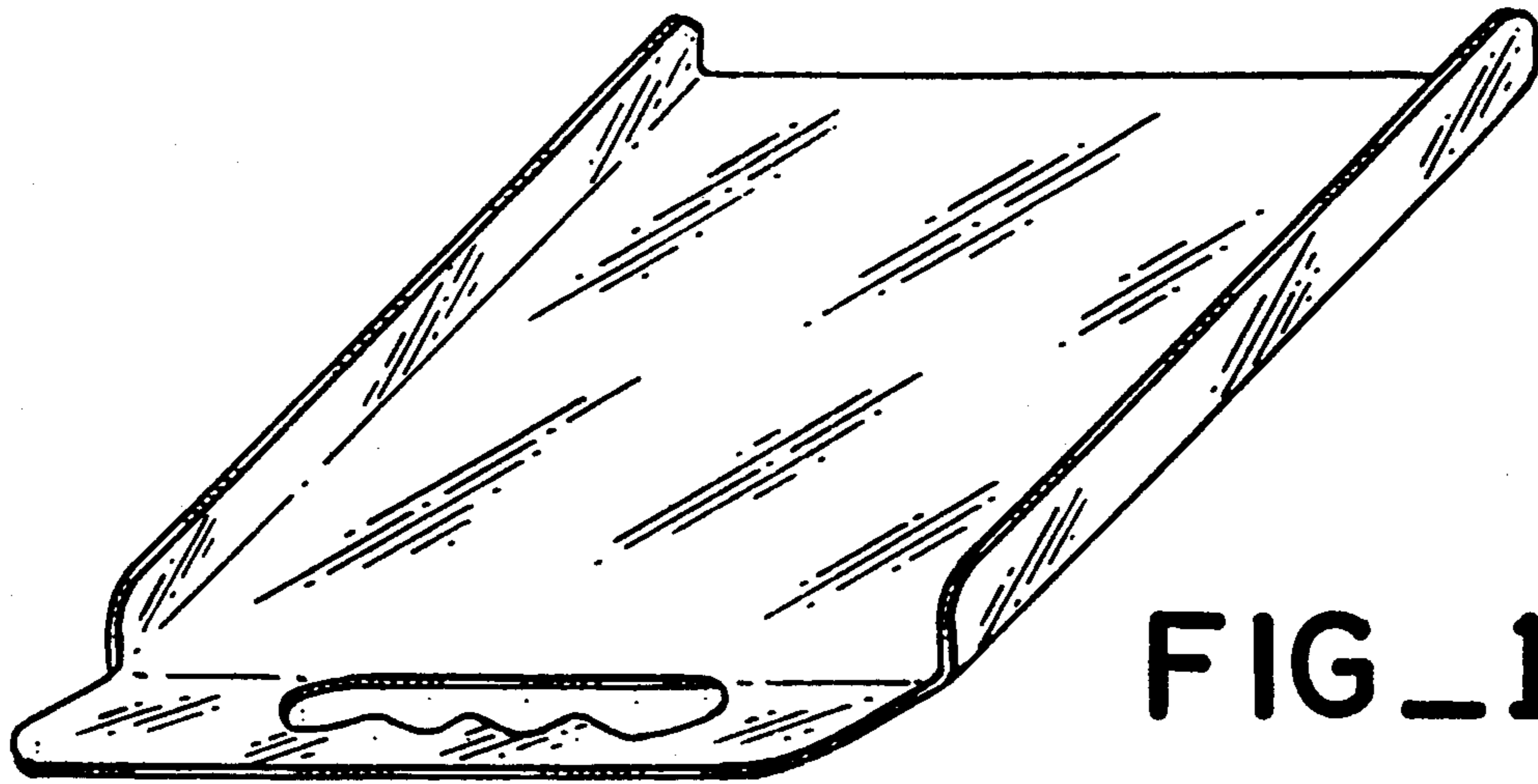
FIG. 3 is a side elevational view, the opposite side being a mirror image;

FIG. 4 is an end elevational view;

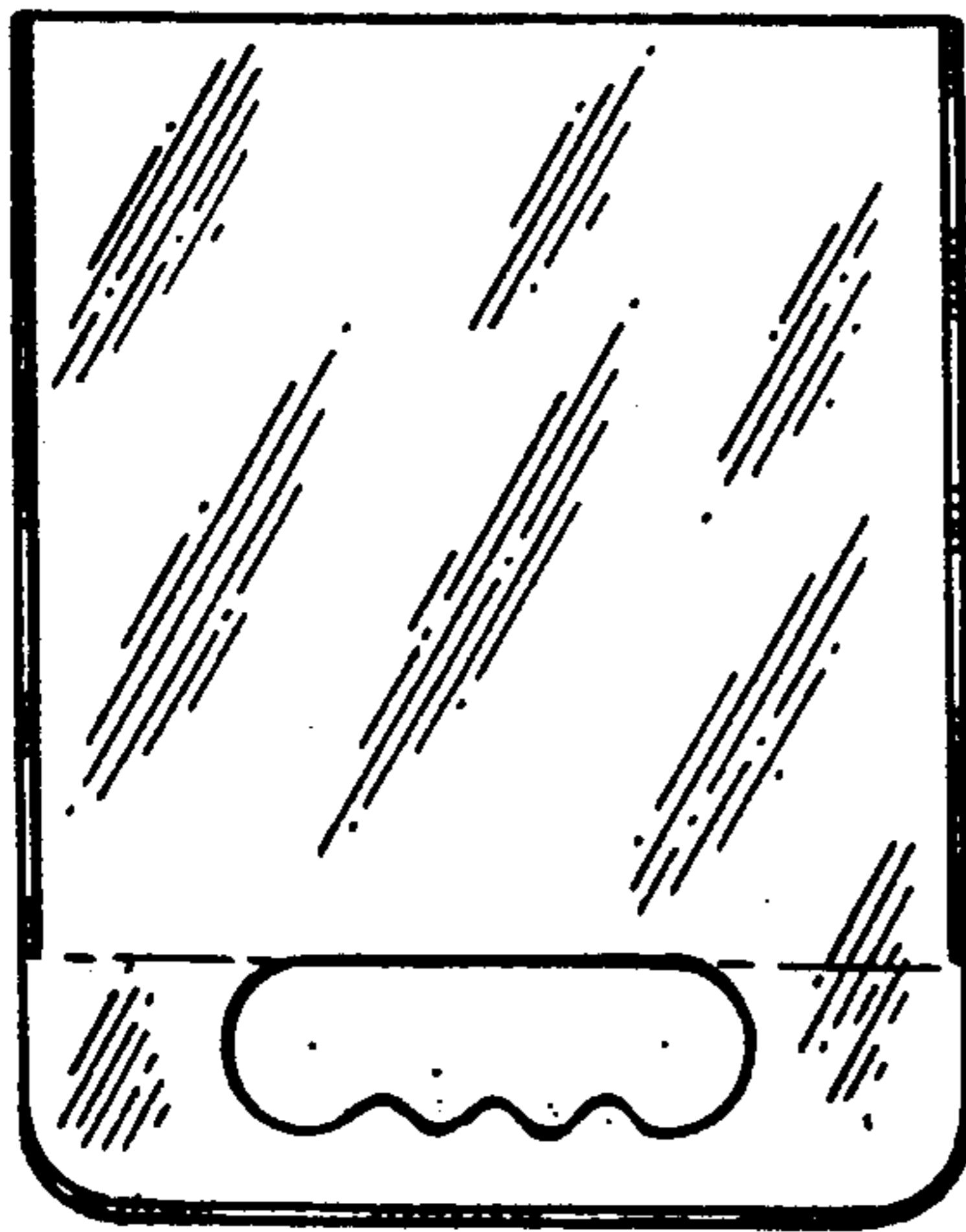
FIG. 5 is an elevational view, showing the end opposite that shown in FIG. 4; and,

FIG. 6 is a bottom plan view thereof.





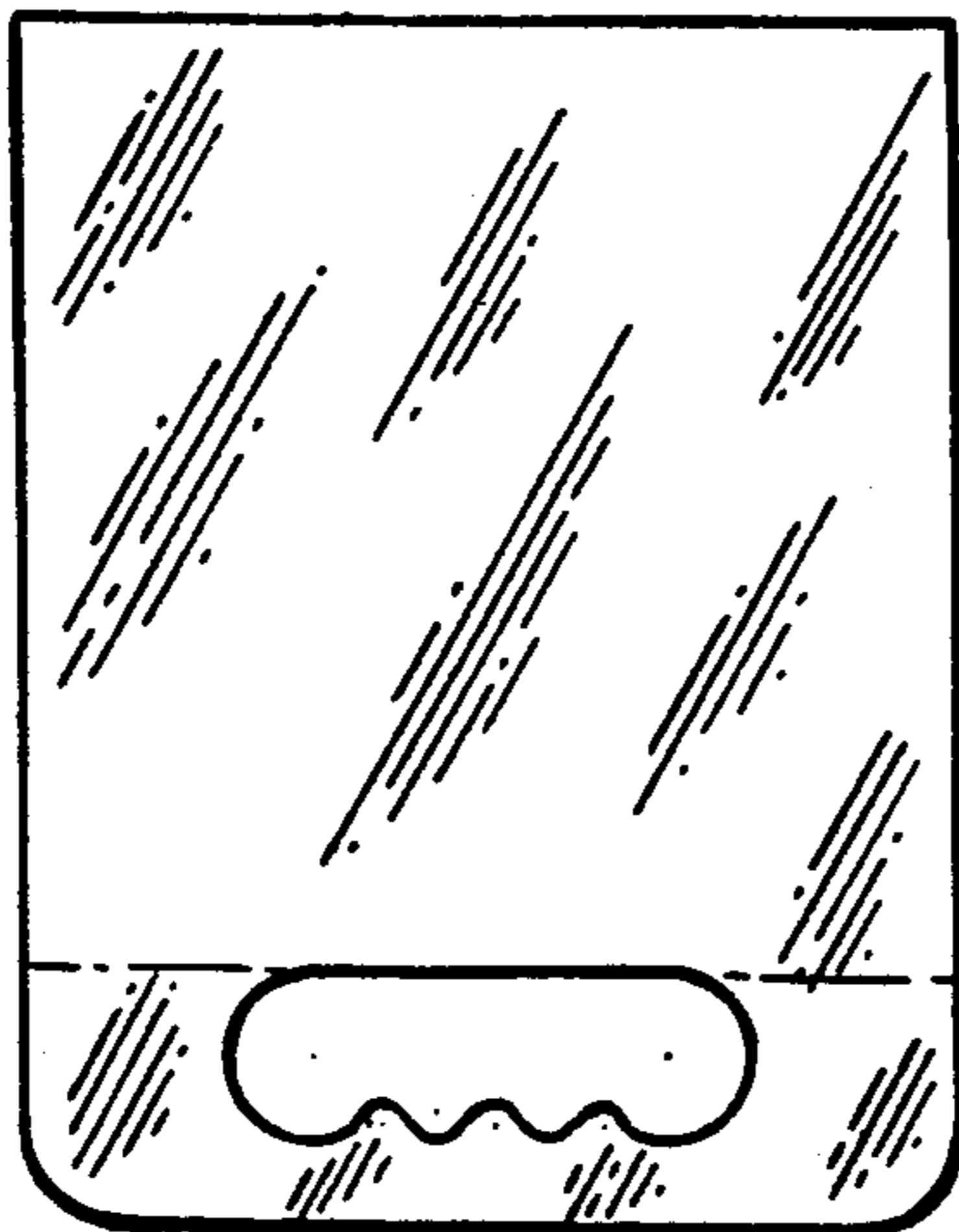
FIG\_1



FIG\_2



FIG\_3



FIG\_5



FIG\_4



FIG\_6