



US00D333391S

United States Patent [19]

[11] Patent Number: **Des. 333,391**

Stein

[45] Date of Patent: **** Feb. 23, 1993**

[54] **DISPLAY HOLDER FOR FLAT MATERIALS**

[76] Inventor: **Linda C. Stein, 1139 Ivy Wall Dr., Houston, Tex. 77079**

[**] Term: **14 Years**

[21] Appl. No.: **665,712**

[22] Filed: **Mar. 7, 1991**

[52] U.S. Cl. **D6/457; D6/469**

[58] Field of Search **D6/396, 397, 449, 407, D6/408, 455, 457-461, 475, 476, 466-468, 509-511, 469; D7/501, 502; 211/40, 41, 78, 163, 13; 40/371, 377; D19/90-92; D3/35**

[56] **References Cited**

U.S. PATENT DOCUMENTS

- D. 182,953 6/1958 Gulliyson D6/407
- D. 243,220 2/1977 Binion D6/457
- D. 276,011 10/1984 Hannecke D6/467 X

- D. 277,905 3/1985 Barber D6/457 X
- D. 291,635 9/1987 Dickman D6/511 X
- D. 303,737 10/1989 Kwiecinski D6/455
- D. 312,554 12/1990 Daenen et al. D7/501
- 2,899,074 8/1959 Gulliyson 211/40
- 3,608,739 9/1971 Duboff 211/40
- 4,453,326 6/1984 Hoffman et al. 40/377
- 5,031,779 7/1991 Szenay et al. 211/40

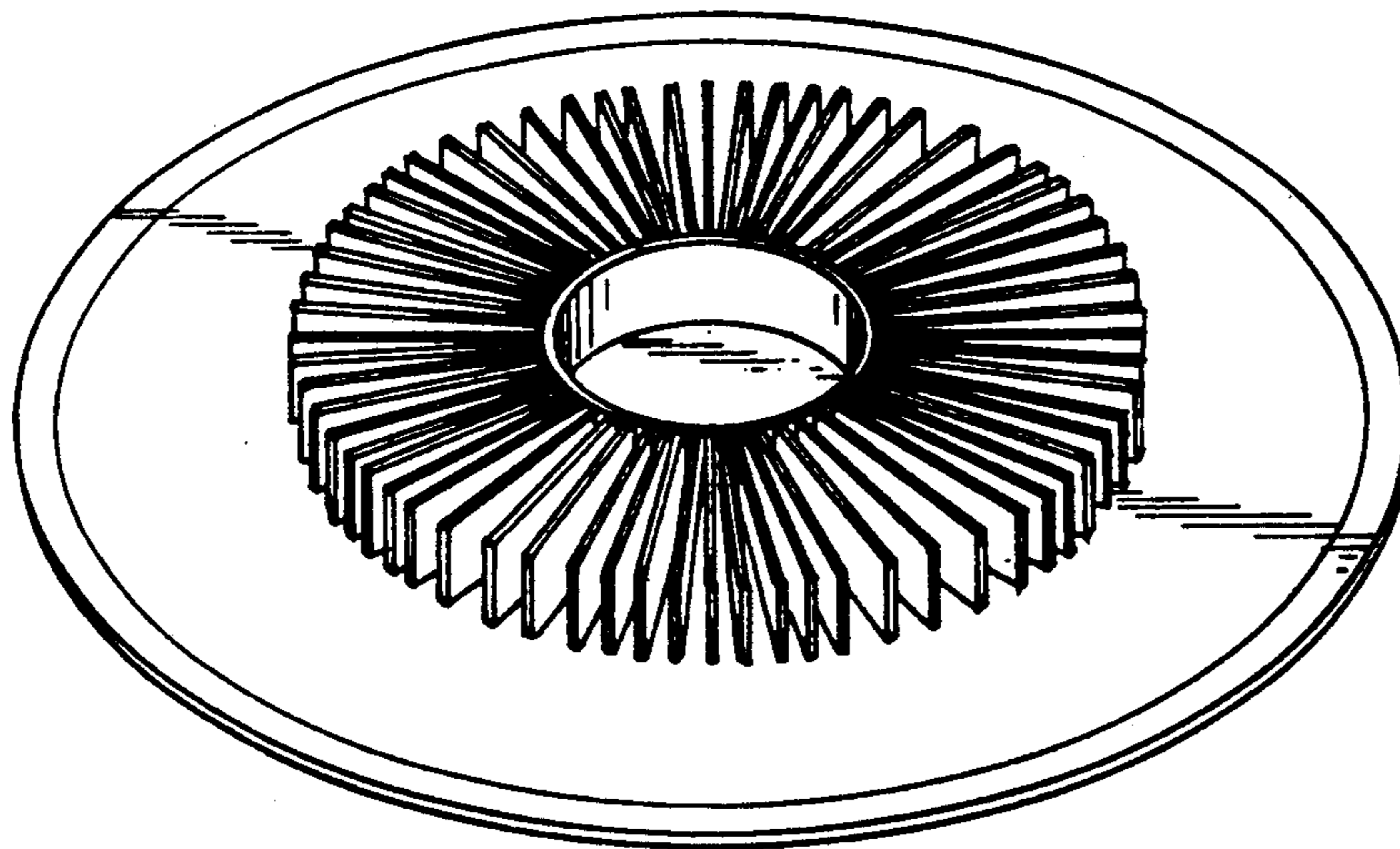
Primary Examiner—Carmen H. Vales-Lado
Assistant Examiner—Jeffrey Asch
Attorney, Agent, or Firm—Kenneth A. Roddy

[57] CLAIM

The ornamental design for a display holder for flat materials, as shown and described.

DESCRIPTION

FIG. 1 is a top perspective view of a display holder for flat materials showing my new design; and, FIG. 2 is a bottom perspective view thereof.



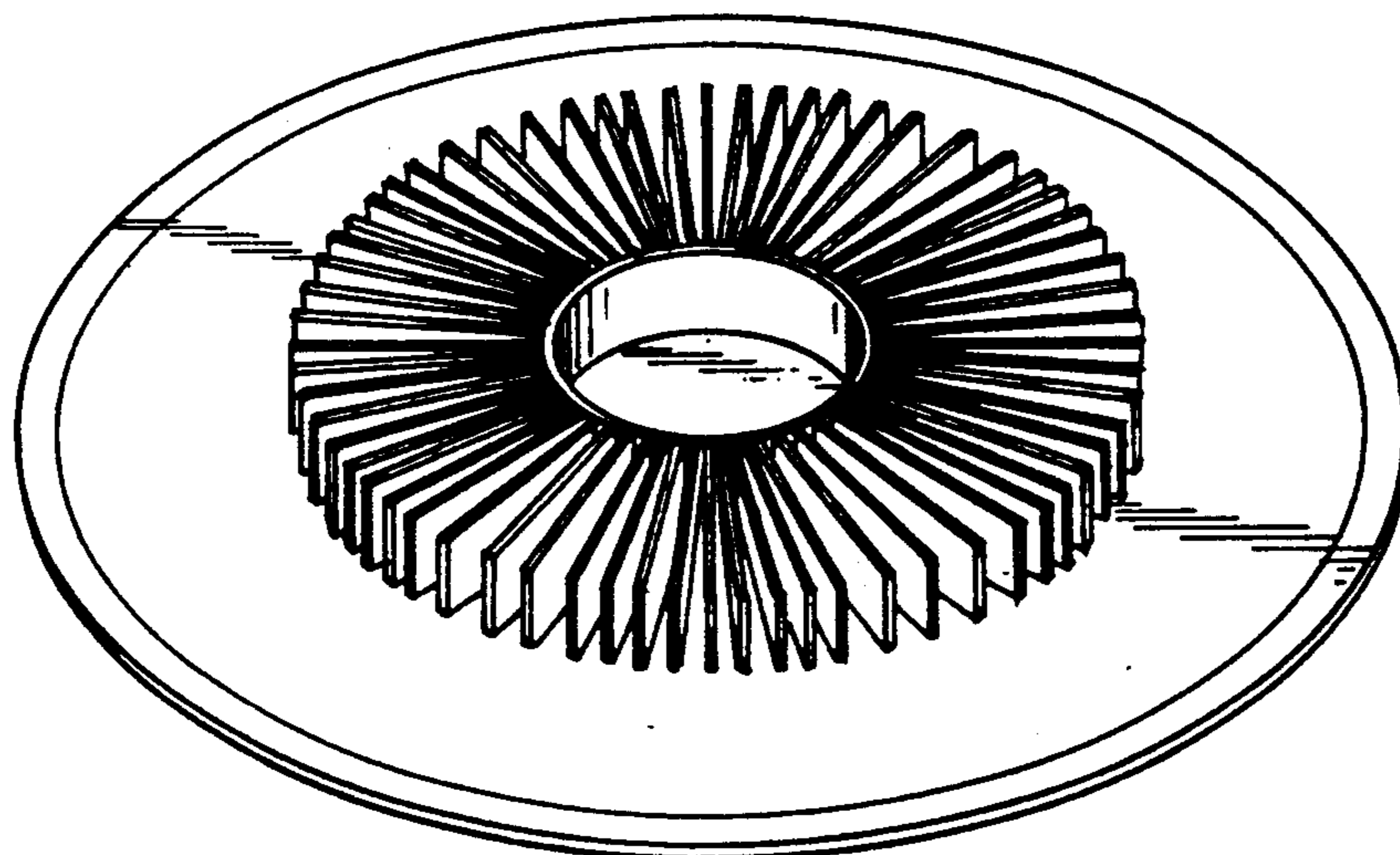


fig.1

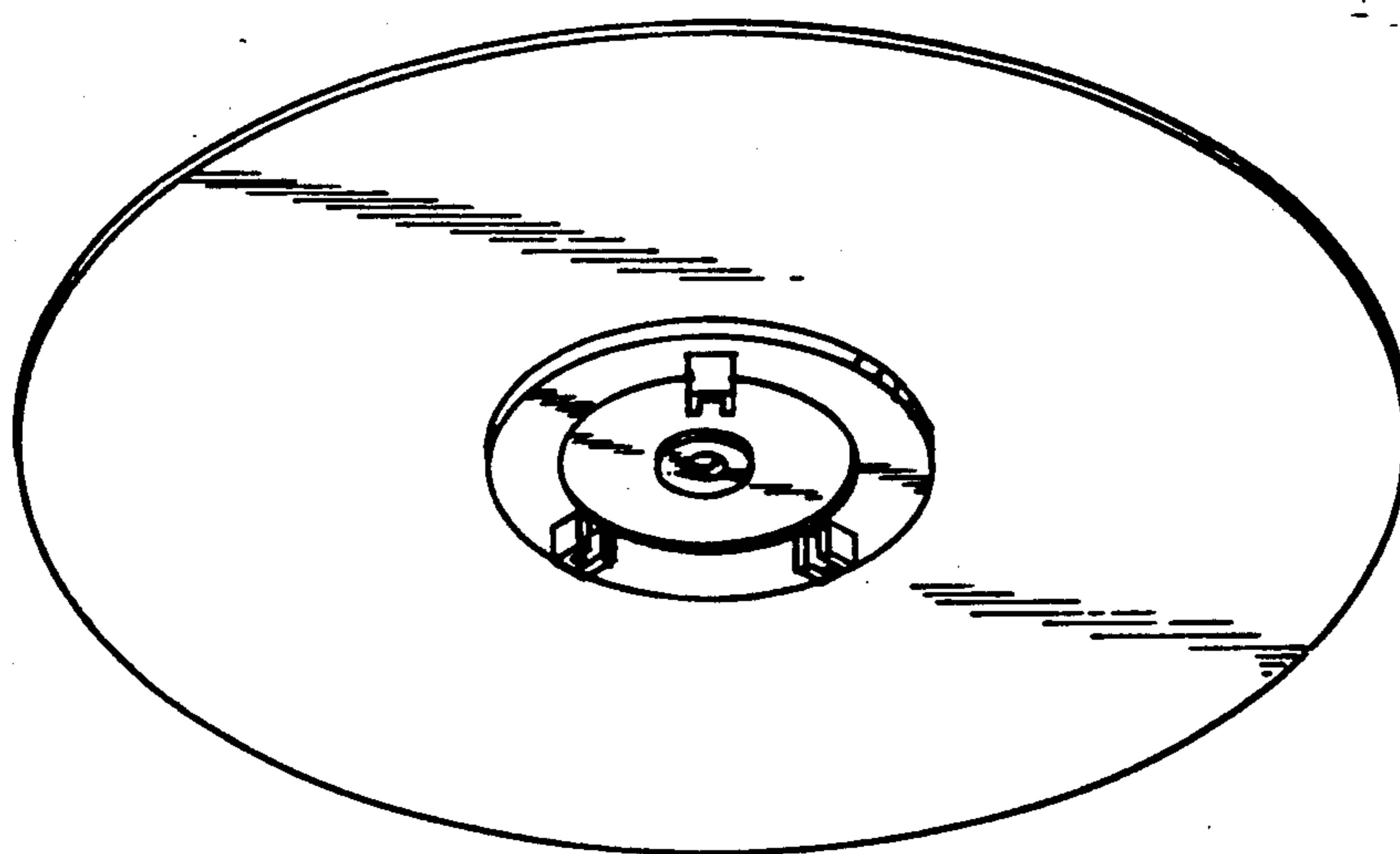


fig.2