



US00D333350S

United States Patent [19]

[11] Patent Number: **Des. 333,350**

Redira, Jr.

[45] Date of Patent: **** Feb. 16, 1993**

[54] THERAPEUTIC HEAT TRANSFER WRAP

[75] Inventor: Stan Redira, Jr., Monterey, Calif.

[73] Assignee: Gary Ambrosia, Pacific Grove, Calif.

[**] Term: 14 Years

[21] Appl. No.: 516,838

[22] Filed: Apr. 30, 1990

[52] U.S. Cl. D24/206

[58] Field of Search D24/206-208,
D24/189-192; D29/10, 17, 20; 128/379-382,
399, 402, 403

[56] **References Cited**

U.S. PATENT DOCUMENTS

D. 266,345	9/1982	Bigham et al.	D24/190
1,927,751	9/1933	Mensi	D24/207
2,077,202	4/1937	Barrie	D29/20 X
2,547,586	4/1951	Poux	128/402 X

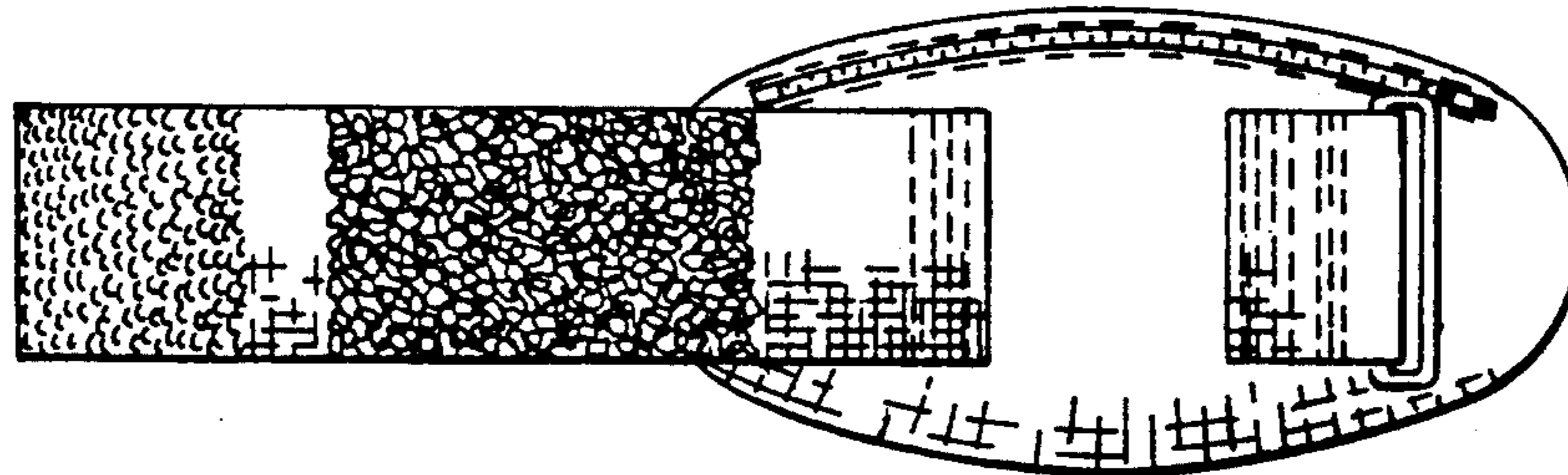
Primary Examiner—Louis S. Zarfaz
Attorney, Agent, or Firm—Irving M. Weiner; Joseph P. Carrier; Robert M. Petrik

[57] **CLAIM**

The ornamental design for a therapeutic heat transfer wrap, as shown and described.

DESCRIPTION

FIG. 1 is a perspective view of a therapeutic heat transfer wrap showing my new design in use;
FIG. 2 is a front elevational view of the wrap in nonuse position;
FIG. 3 is a rear elevational view thereof;
FIG. 4 is a top plan view thereof;
FIG. 5 is a bottom plan view thereof;
FIG. 6 is a right side elevational view thereof; and,
FIG. 7 is a left side elevational view thereof.
The broken line showing of a limb in FIG. 1 is for illustrative purposes only and forms no part of the claimed design.



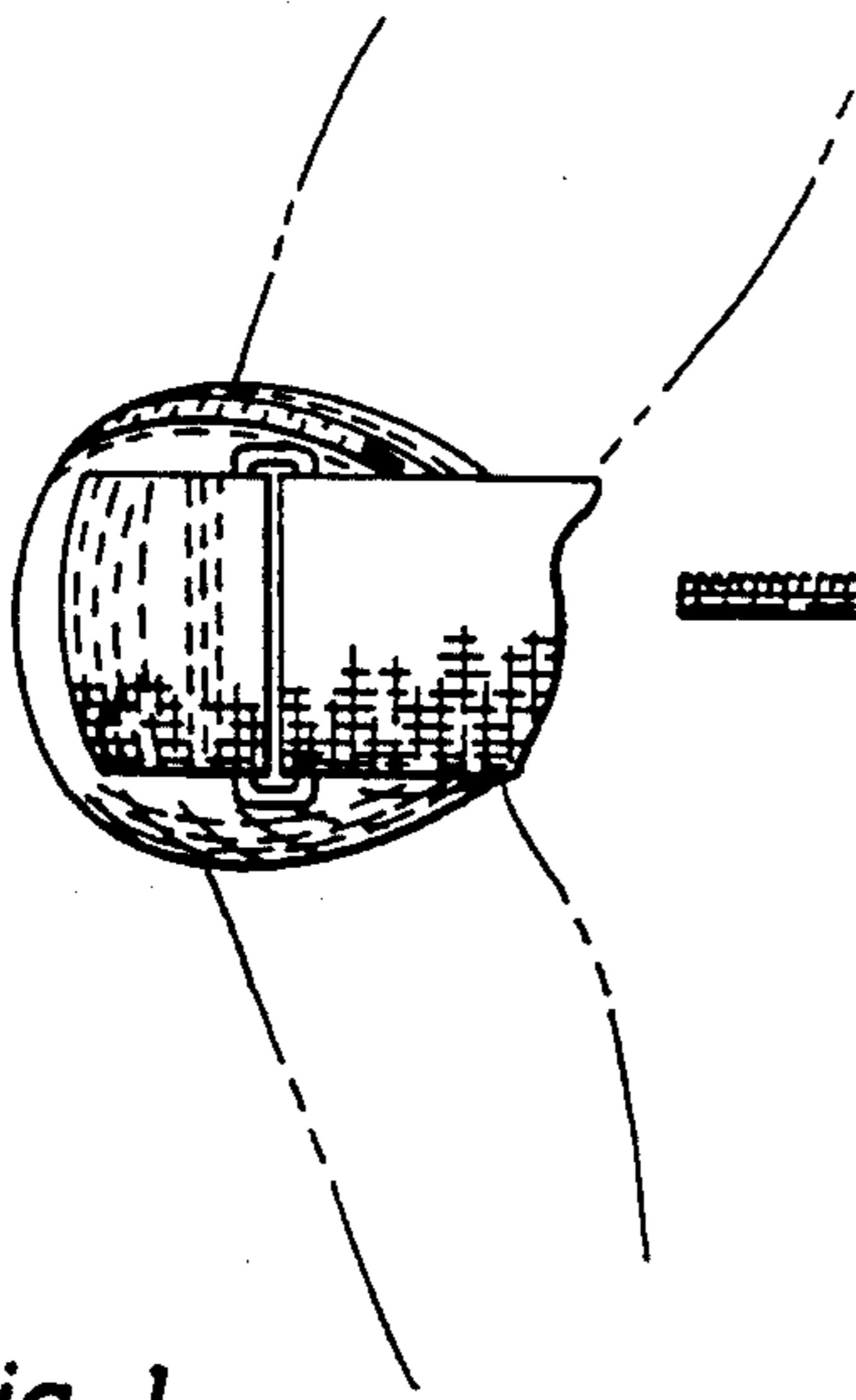


Fig. 1




Fig. 2

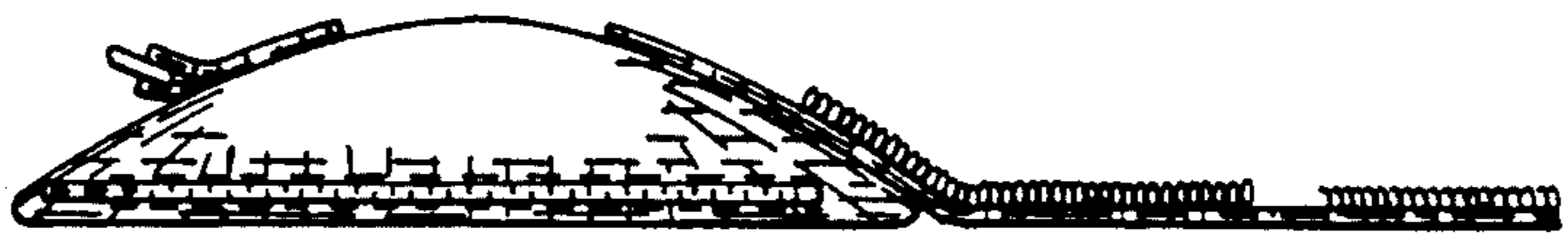


Fig. 3

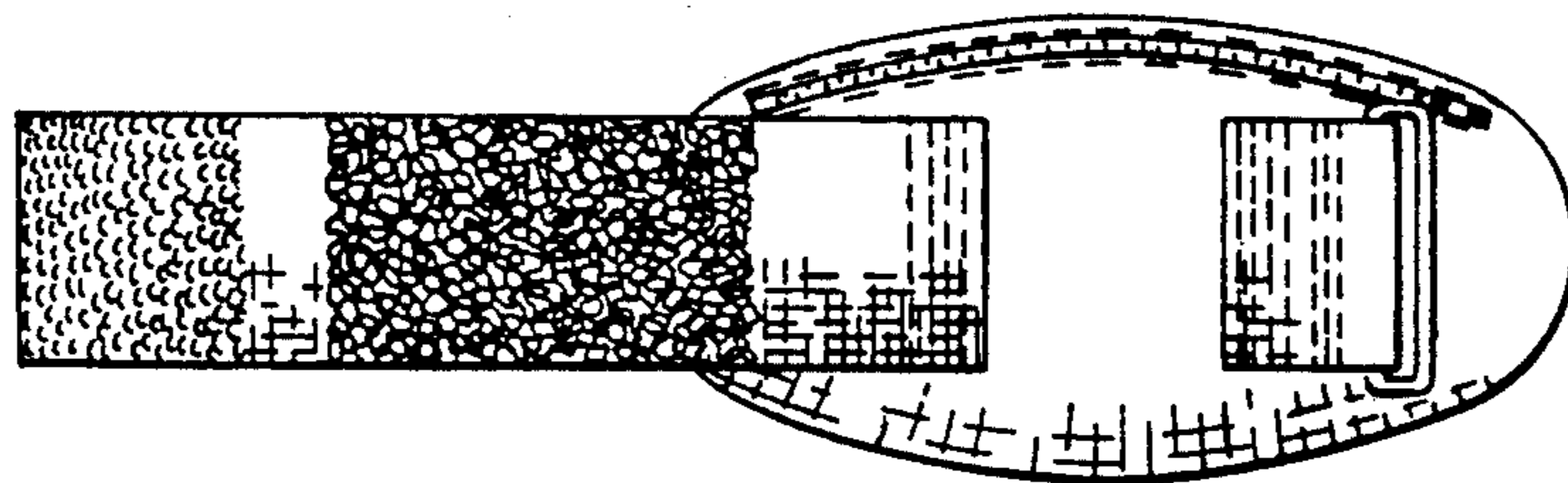


Fig. 4

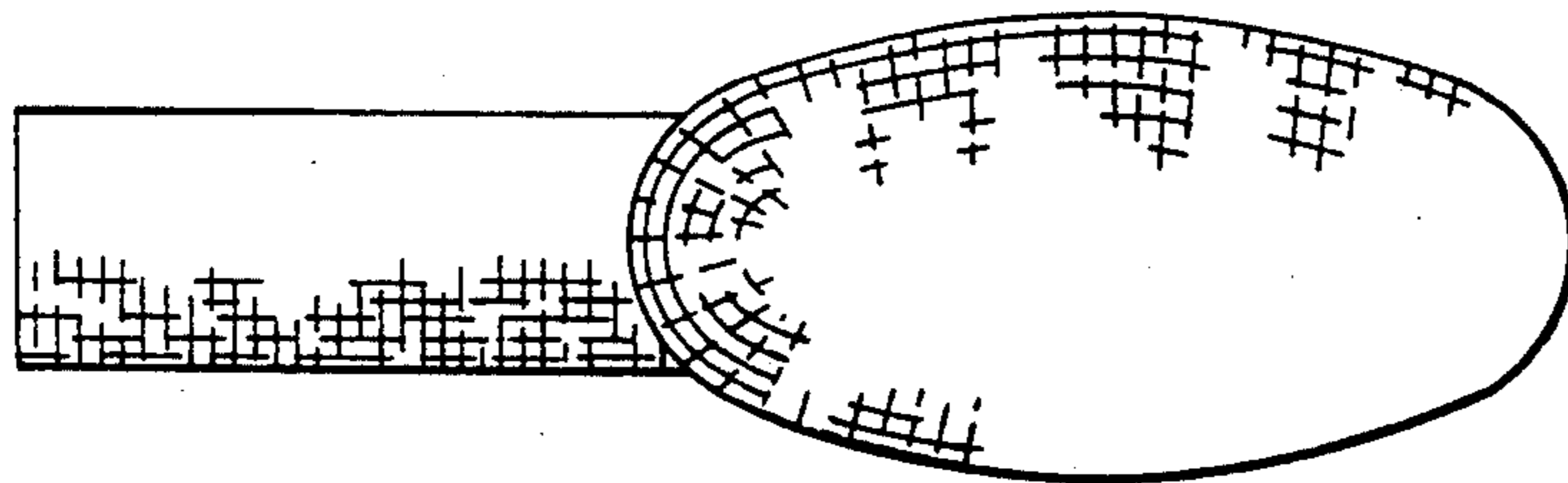


Fig. 5



Fig. 6



Fig. 7