



US00D333344S

United States Patent [19]

[11] Patent Number: **Des. 333,344**

Dannenberg

[45] Date of Patent: **** Feb. 16, 1993**

[54] **BATHING ENCLOSURE FOR A BATHTUB**

[75] Inventor: **Todd D. Dannenberg, Sheboygan, Wis.**

[73] Assignee: **Kohler Co., Kohler, Wis.**

[**] Term: **14 Years**

[21] Appl. No.: **639,960**

[22] Filed: **Jan. 11, 1991**

[52] U.S. Cl. **D23/305**

[58] Field of Search **D23/270, 271, 273, 275, D23/277-283, 303-307; D24/201-205; 4/538, 541.1-541.6, 557, 559, 560.1-566.1, 571.1-578.1, 584, 589, 590, 596, 610, 611, 612, 614, 621, 622, 675**

D. 252,585	8/1979	Clow	D23/275
D. 252,943	9/1979	Chisholm	D23/305
D. 265,756	8/1982	Ballard	D23/275
D. 274,458	6/1984	Doman	D23/305
4,109,426	8/1978	Dobija	4/614 X

Primary Examiner—James R. Largen
Attorney, Agent, or Firm—Quarles & Brady

[57] CLAIM

The ornamental design for a bathing enclosure for a bathtub, as shown and described.

DESCRIPTION

FIG. 1 is a perspective view taken from the top and front of a bathing enclosure for a bathtub showing my new design;

FIG. 2 is a top plan view thereof;

FIG. 3 is a front elevational view thereof;

FIG. 4 is a cross-sectional view taken on line 4-4 of FIG. 3; and,


FIG. 5 is a fragmentary cross-sectional view taken on line 5-5 of FIG. 2.

The fragmentary broken line representation of bathroom walls in FIG. 1 and the broken line representation of openings in FIGS. 1 and 4 are for purposes of illustration only and form no part of the claimed design.

[56] References Cited

U.S. PATENT DOCUMENTS

D. 216,792	3/1970	Armstrong et al.	D23/305
D. 219,654	1/1971	Young	D23/305
D. 221,760	9/1971	Skyhawk	D23/305
D. 225,995	1/1973	Alexander	D23/275
D. 226,854	5/1973	Korol	D23/305
D. 250,273	11/1978	Rath et al.	D23/275






FIG. 1

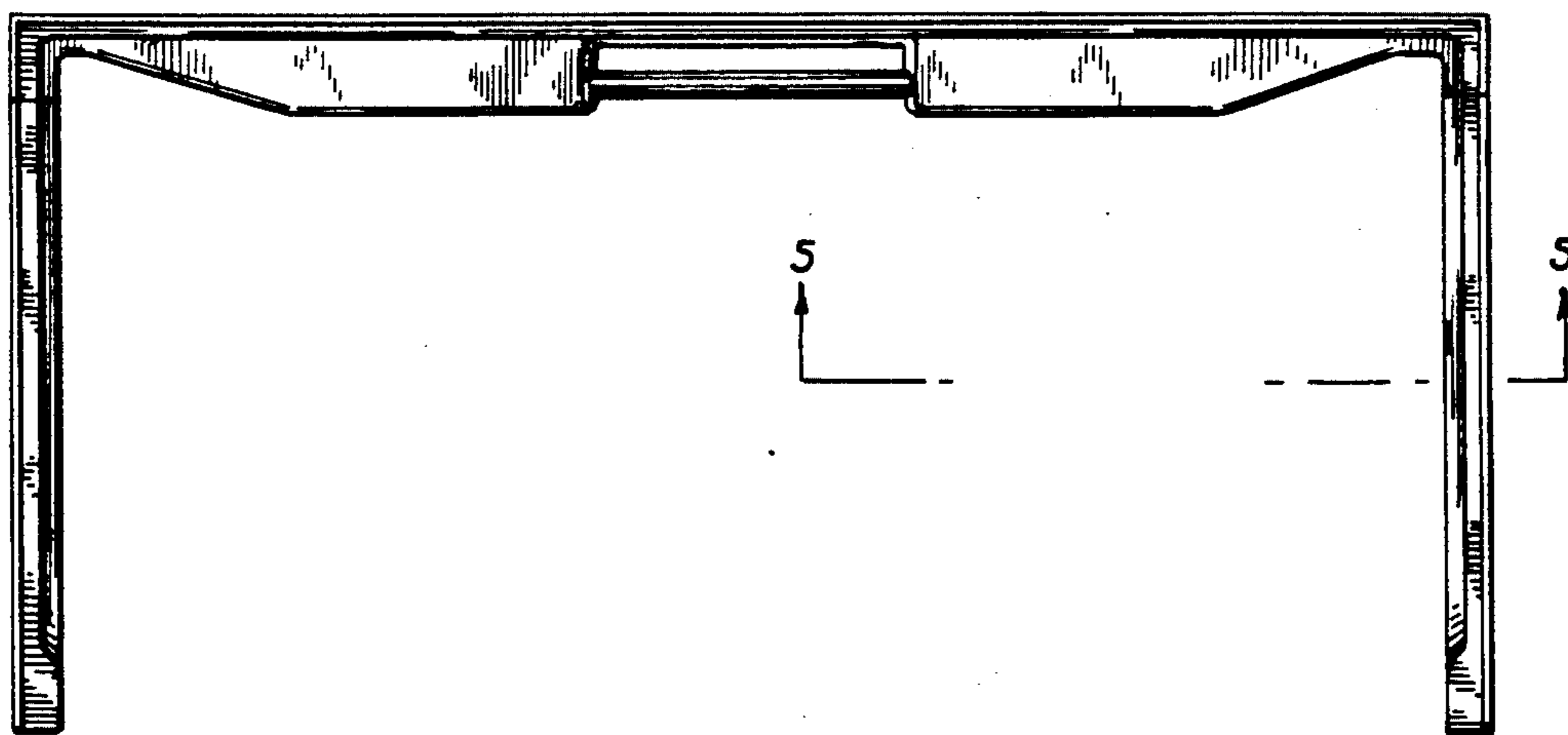


FIG. 2




FIG. 3

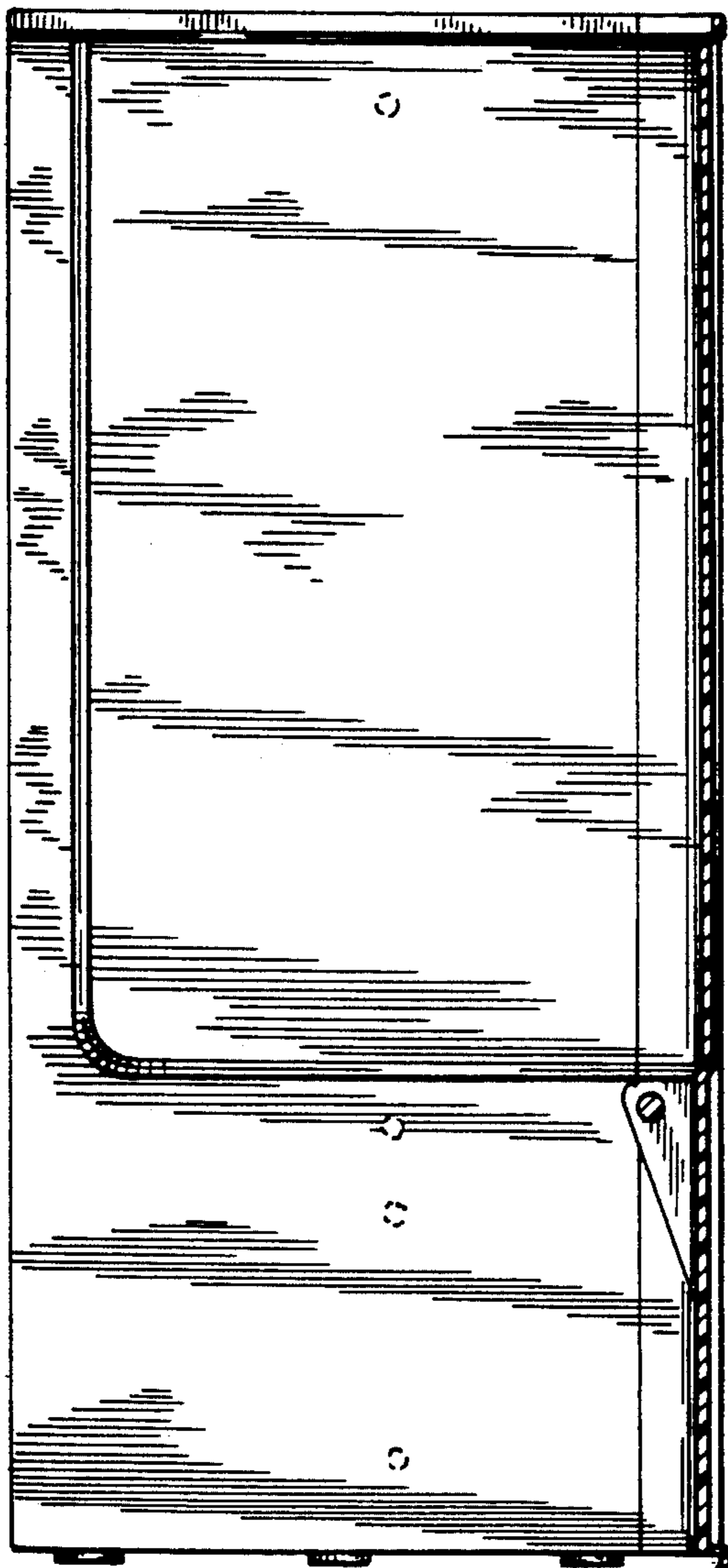


FIG. 4

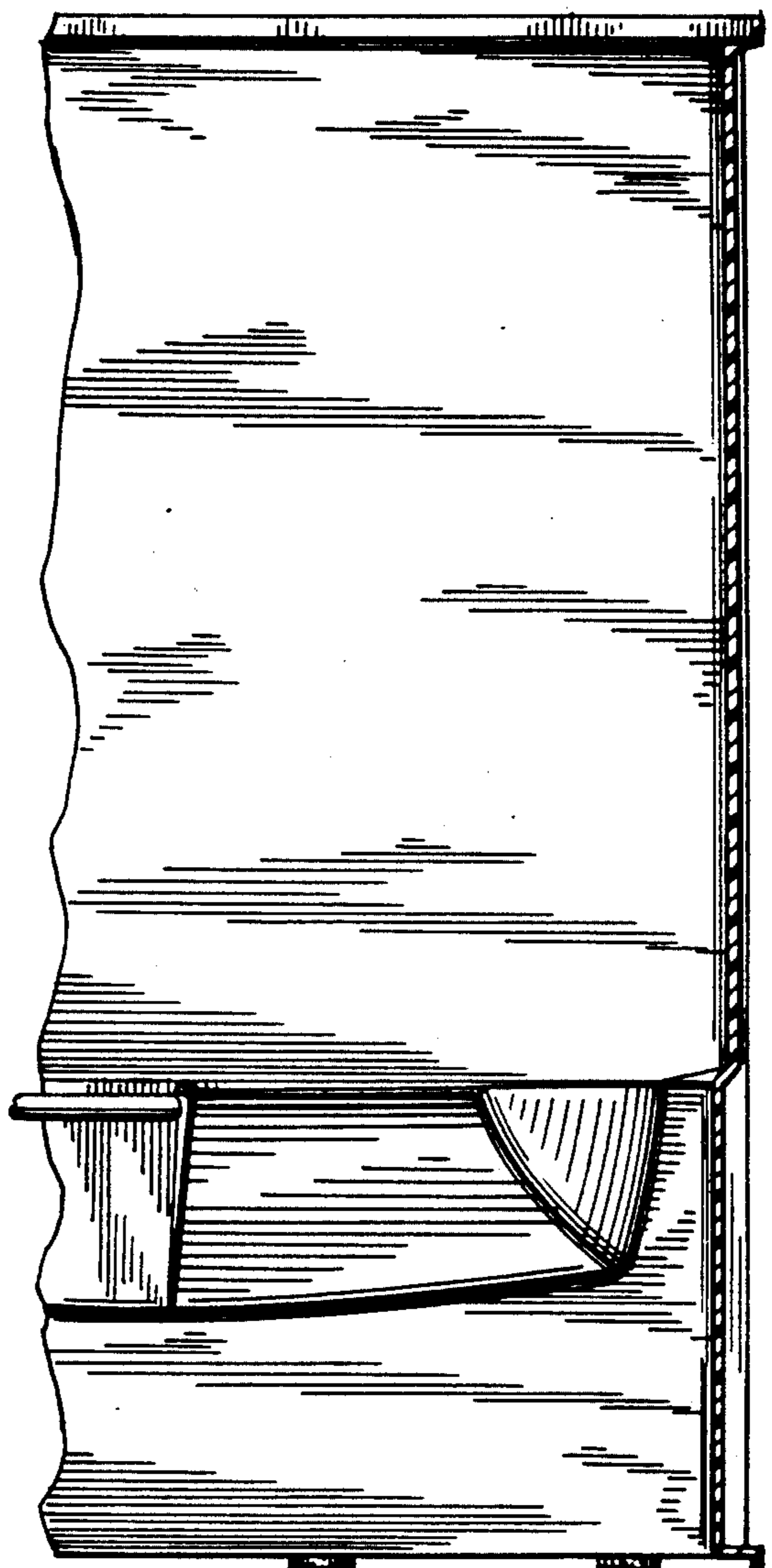


FIG. 5