



US00D333340S

United States Patent [19]

[11] Patent Number: **Des. 333,340**

Chretien

[45] Date of Patent: **** Feb. 16, 1993**

[54] FAUCET

[75] Inventor: **Philippe Chretien, Dietlikon, Switzerland**

[73] Assignee: **KWC AG, Unterkulm, Switzerland**

[**] Term: **14 Years**

[21] Appl. No.: **552,614**

[22] Filed: **Jul. 16, 1990**

[30] **Foreign Application Priority Data**

Jan. 15, 1990 [IB] Int'l Pat. Institute DM/015 590

[52] U.S. Cl. **D23/238**

[58] Field of Search **D23/238-243, D23/255-257; 4/191, 192; 137/801**

[56] **References Cited**

U.S. PATENT DOCUMENTS

- D. 253,607 12/1979 Haug D23/238
- D. 291,232 8/1987 Haug et al. D23/238
- D. 291,234 8/1987 Bergmann et al. D23/238

- D. 291,235 8/1987 Bergmann et al. D23/238
- D. 291,590 8/1987 Bengtsson D23/238
- D. 301,162 5/1989 Oberdorfer D23/238
- D. 313,464 1/1991 DiMaggio D23/238
- D. 324,723 3/1992 Chretien D23/238
- D. 324,905 3/1992 Chretien D23/238
- 5,009,277 4/1991 Oberdorfer 137/801 X
- 5,090,062 2/1992 Hochstrasser 137/801 X


Primary Examiner—James R. Largen
Attorney, Agent, or Firm—Oblon, Spivak, McClelland, Maier & Neustadt

[57] **CLAIM**

The ornamental design for a faucet, as shown.

DESCRIPTION

FIG. 1 is a perspective view of a faucet showing my new design;
 FIG. 2 is a front view thereof;
 FIG. 3 is a left side view thereof;
 FIG. 4 is a right side view thereof;
 FIG. 5 is a top plan view thereof; and,
 FIG. 6 is a bottom plan view thereof.






FIG. 1

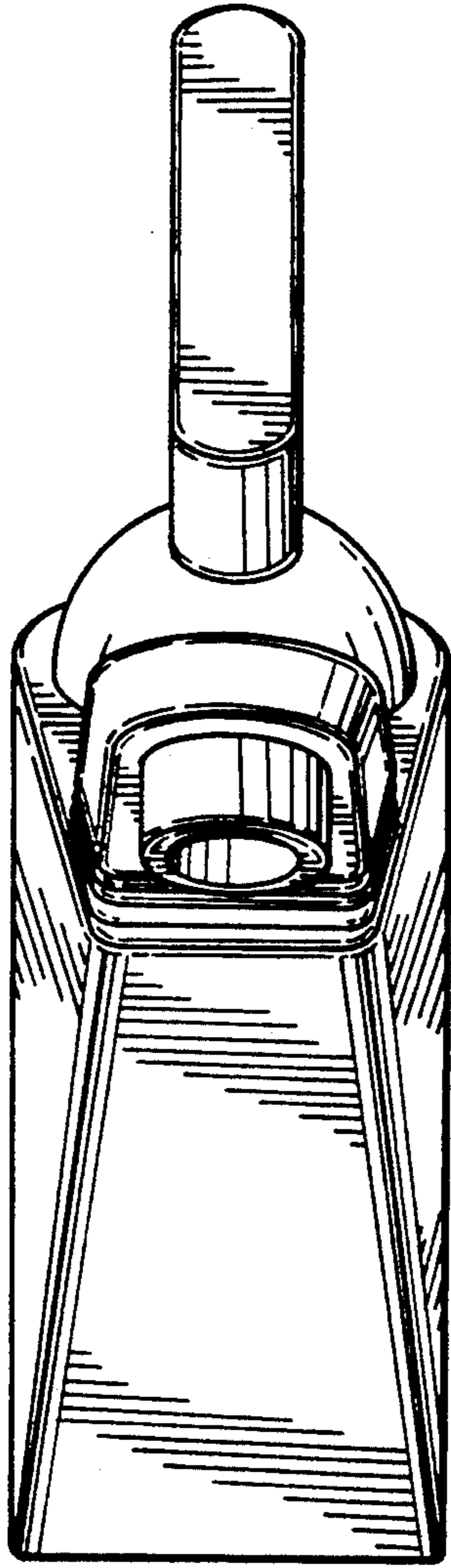


FIG. 2




FIG. 3

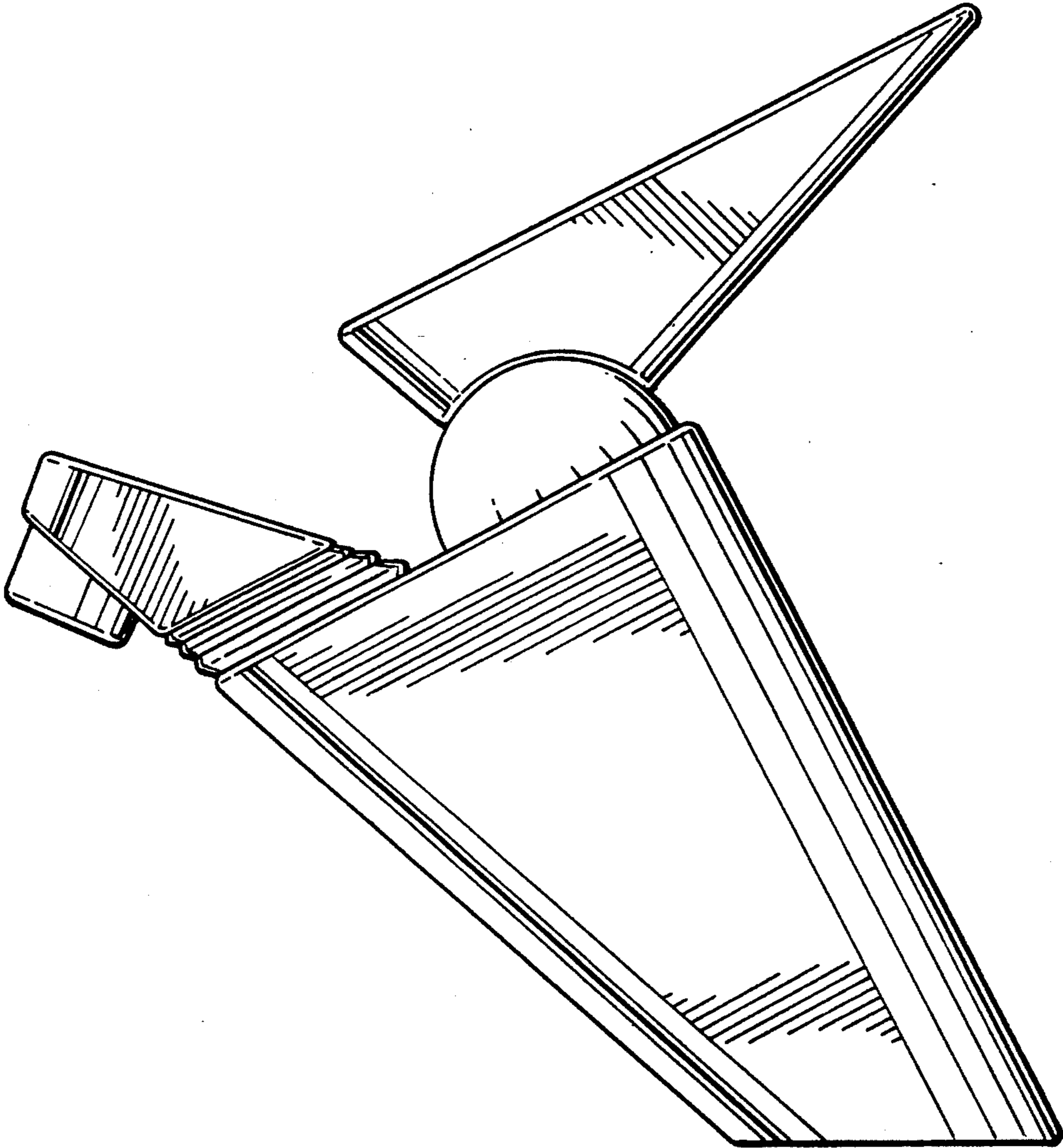


FIG. 4

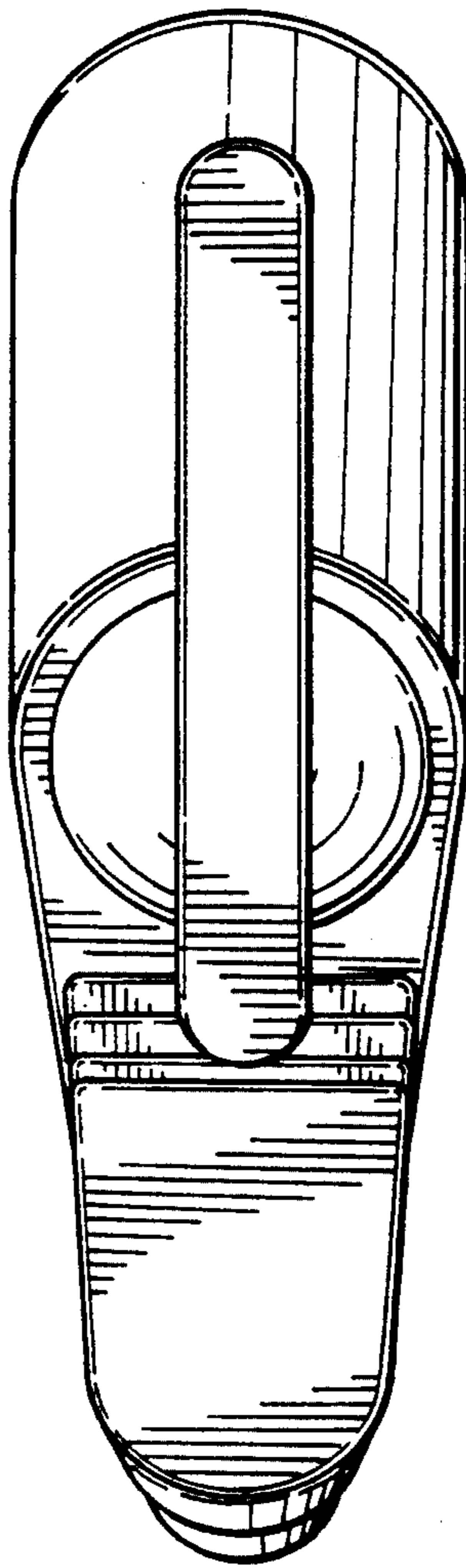


FIG. 5




FIG. 6