



US00D333336S

# United States Patent [19]

[11] Patent Number: **Des. 333,336**

Rigel

[45] Date of Patent: **\*\* Feb. 16, 1993**

[54] FUNNEL FOR OIL

|           |        |               |           |
|-----------|--------|---------------|-----------|
| 752,693   | 2/1904 | Löffler ..... | 141/344 X |
| 884,761   | 4/1908 | Richard ..... | D9/447 X  |
| 4,934,420 | 6/1990 | Radna .....   | 141/331 X |

[76] Inventor: **Dave H. Rigel**, P.O. Box 7233, Brookings, Oreg. 97415

*Primary Examiner*—Terry A. Pfeffer  
*Attorney, Agent, or Firm*—Leon Gilden

[\*\*] Term: **14 Years**

[57] **CLAIM**

[21] Appl. No.: **681,163**

The ornamental design for a funnel for oil, as shown and described.

[22] Filed: **Apr. 5, 1991**

[52] U.S. Cl. .... **D23/200; D7/700; D15/199**

**DESCRIPTION**

[58] Field of Search ..... **D7/700; D23/200; D15/150, 199; D9/435, 447, 440; 141/331-345, 297, 301**

FIG. 1 is a front elevational view of the funnel for oil showing my new design;

FIG. 2 is a rear elevational view thereof;

FIG. 3 is a left side elevational view thereof;

FIG. 4 is a right side elevational view thereof;

FIG. 5 is a top plan view thereof; and,

FIG. 6 is a bottom plan view thereof.

[56] **References Cited**

**U.S. PATENT DOCUMENTS**

D. 263,715 4/1982 Walter ..... D7/700

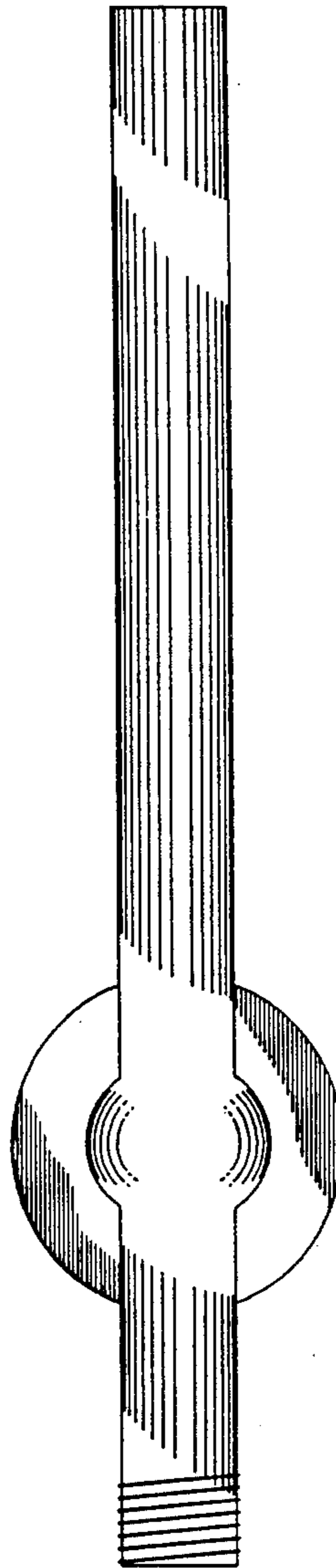
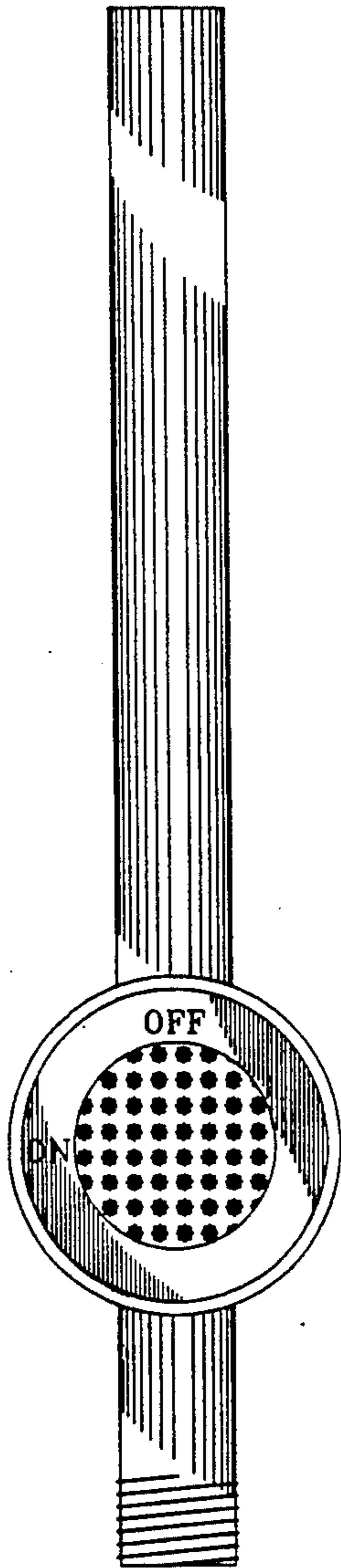


FIG. 1

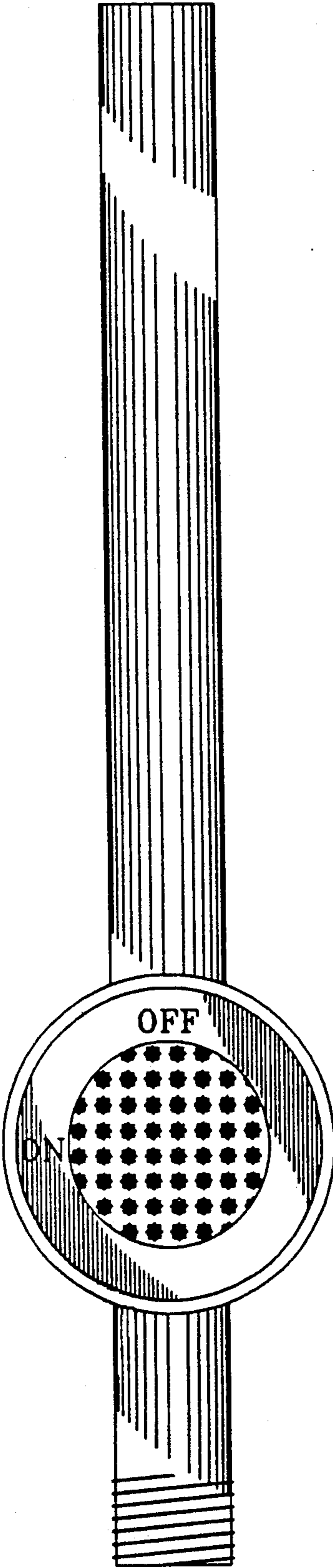


FIG. 2

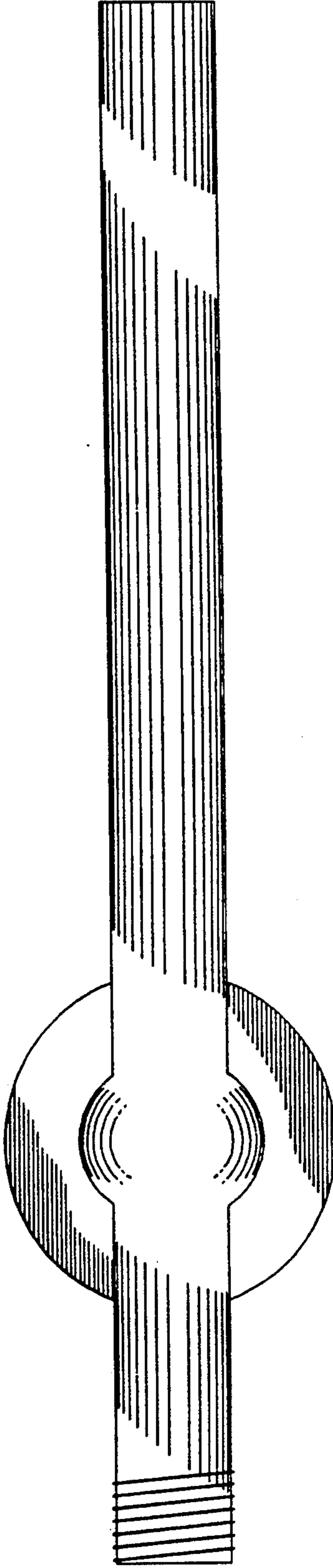


FIG. 3




FIG. 4

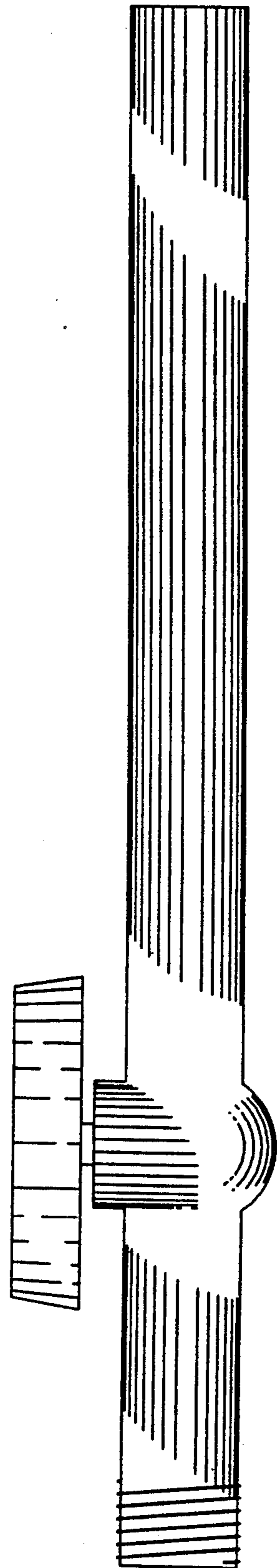


FIG. 5

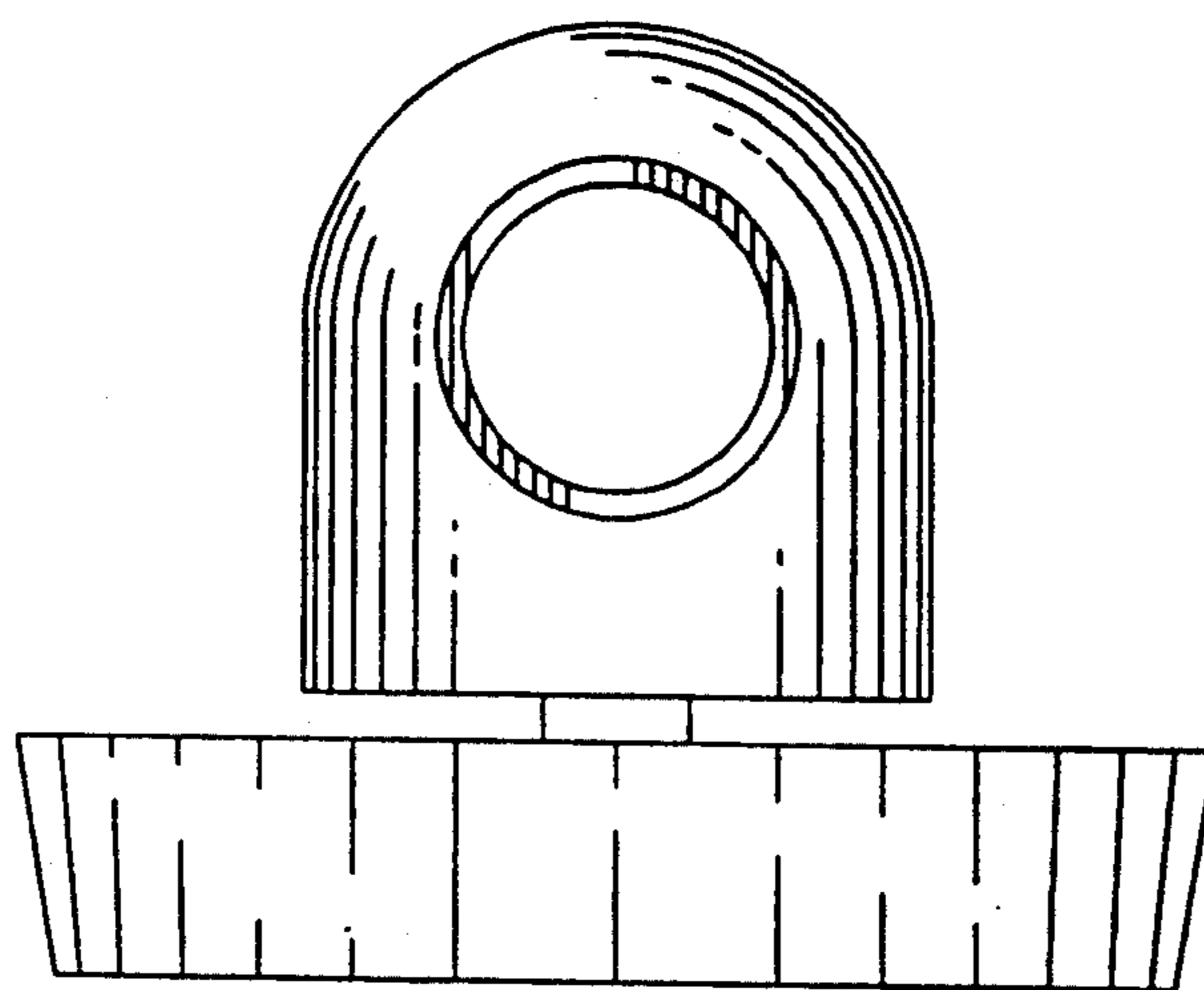


FIG. 6

