



US00D333334S

United States Patent [19]
Davidson

[11] **Patent Number: Des. 333,334**
[45] **Date of Patent: ** Feb. 16, 1993**

[54] **TELESCOPIC SUPPORT FOR A FIREARM**

[76] **Inventor: Arthur R. Davidson, 510 Hall Ave., Grand Junction, Colo. 81501**

[**] **Term: 14 Years**

[21] **Appl. No.: 479,046**

[22] **Filed: Feb. 12, 1990**

[52] **U.S. Cl. D22/108; D22/147**

[58] **Field of Search D22/108, 199, 103, 104; D8/373, 376, 363; 42/94; 89/37.04, 40.06; 403/102, 109**

[56] **References Cited**

U.S. PATENT DOCUMENTS

879,052	2/1908	Jeranek	42/94
1,107,805	8/1914	Lewis	89/40.06
1,112,732	10/1914	Uhl	42/94
1,382,409	6/1921	Butler	42/94
2,389,811	11/1945	Olzek	403/102
2,991,579	7/1961	Lies	42/94
3,899,110	8/1975	Binding	403/102
4,286,353	9/1981	Roche	403/102
4,615,637	10/1986	Pelischek	403/102
4,893,427	1/1990	Davidson	42/94
5,004,203	4/1991	Fabius	403/109

FOREIGN PATENT DOCUMENTS

8811 of 1904 United Kingdom 42/94

OTHER PUBLICATIONS

Gun World, Jun. 1987, p. 23, Camouflage Pattern Rifles.

Cabela Fall 1984, p. 72, Camouflage Gun Chaps.

Gander Mountain, Inc., Fall Winter 1973-Feb. 1974, p. 14, Hunting Gear made of Camouflage.

Primary Examiner—A. Hugo Word

Assistant Examiner—Doris V. Coles

Attorney, Agent, or Firm—Terry M. Gernstein

[57] **CLAIM**

The ornamental design for a telescopic support for a firearm, as shown and described.

DESCRIPTION


FIG. 1 is a perspective view of a telescopic support for a firearm, showing my new design;

FIG. 2 is a right side elevational view, the left side being a mirror image thereof;

FIG. 3 is a front elevational view, the rear being a mirror image thereof;

FIG. 4 is a bottom plan view thereof; and,

FIG. 5 is a top plan view thereof.






FIG. 1



FIG. 2

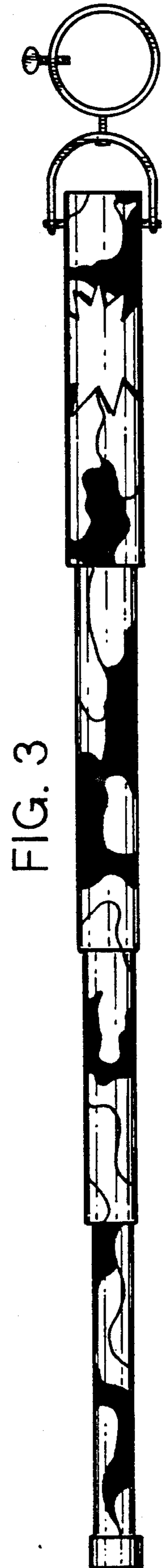


FIG. 3

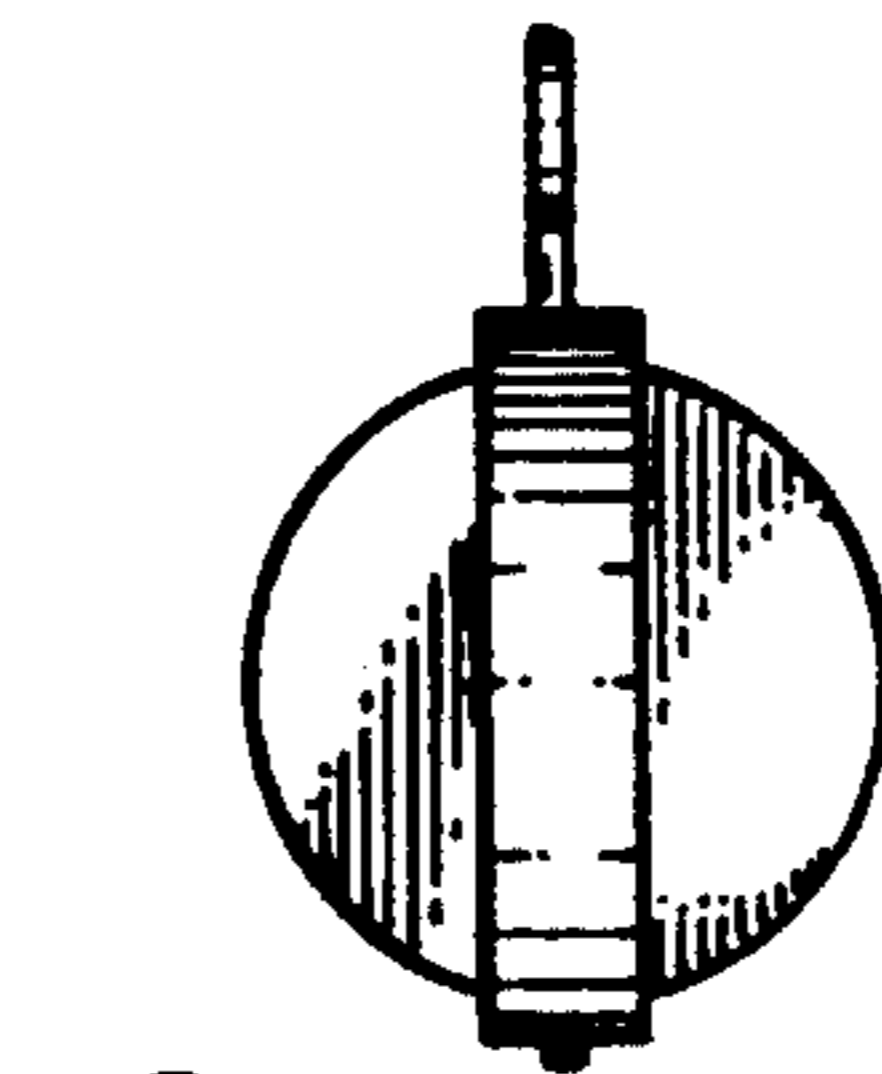


FIG. 5

FIG. 4

