



US00D333311S

# United States Patent [19]

[11] Patent Number: **Des. 333,311**

Davis

[45] Date of Patent: **\*\* Feb. 16, 1993**

[54] **PACKAGING MACHINE POUCH PERFORATOR WHEEL**

[75] Inventor: **Steven D. Davis, Yuciapa, Calif.**

[73] Assignee: **W.A. Lane, Inc., San Bernardino, Calif.**

[\*\*] Term: **14 Years**

[21] Appl. No.: **459,582**

[22] Filed: **Jan. 2, 1990**

[52] U.S. Cl. .... **D15/127; D15/138; D15/139**

[58] Field of Search ..... **D15/127, 128, 139, 138, D15/143; 30/358, 365; 53/133.1, 133.2, 133.3; 156/506, 502, 504**

[56] **References Cited**

**U.S. PATENT DOCUMENTS**

D. 213,916 4/1969 Goldberg ..... D15/127

D. 287,019	12/1986	Anderson	.....	D15/138
D. 297,240	8/1988	Hatanaka	.....	D15/139
424,676	4/1890	Jensik et al.	.....	30/365
990,568	4/1911	Lake, Jr.	.....	30/365
4,510,689	4/1985	Lorince	.....	83/500 X

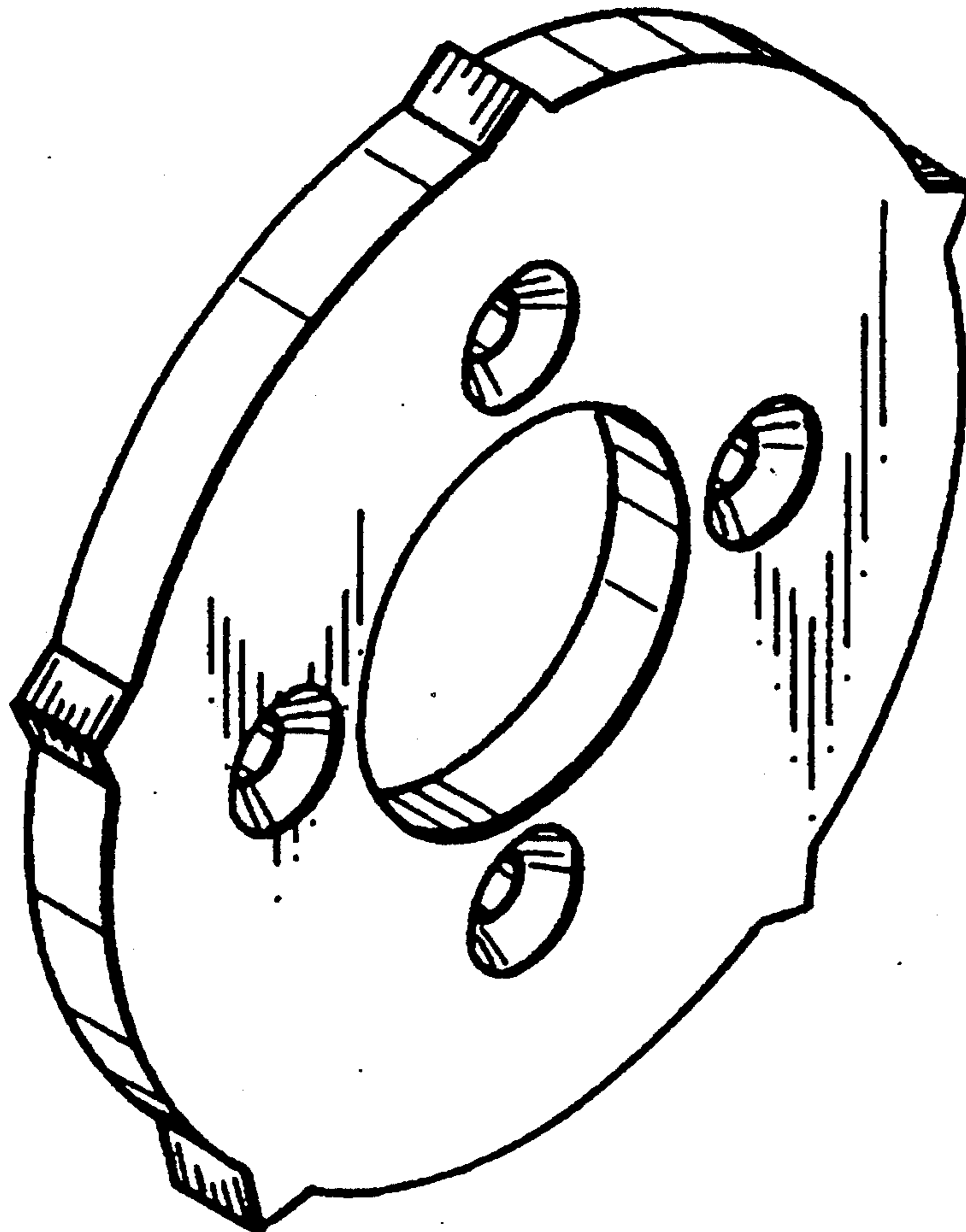
*Primary Examiner*—Donald P. Walsh  
*Assistant Examiner*—Antoine O. Davis  
*Attorney, Agent, or Firm*—Herb Boswell

[57] **CLAIM**

The ornamental design for a packaging machine pouch perforator wheel, as shown and described.

**DESCRIPTION**

FIG. 1 is a perspective view of a packaging machine pouch perforator wheel showing my new design; FIG. 2 is a typical side elevational view; FIG. 3 is a another typical side elevational view; and, FIG. 4 is a plan view thereof, the opposite plan view being identical.



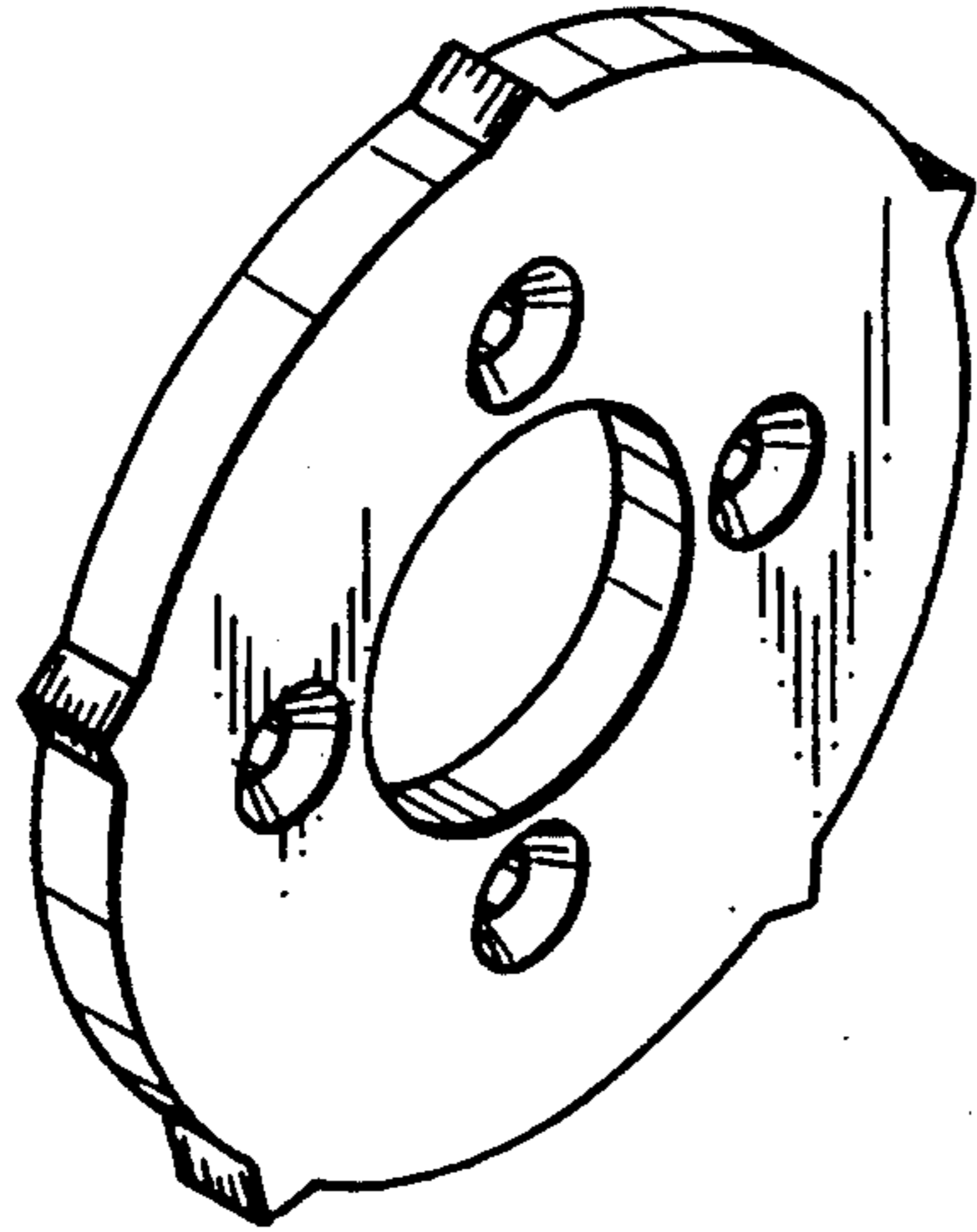


FIG. 1



FIG. 2



FIG. 3

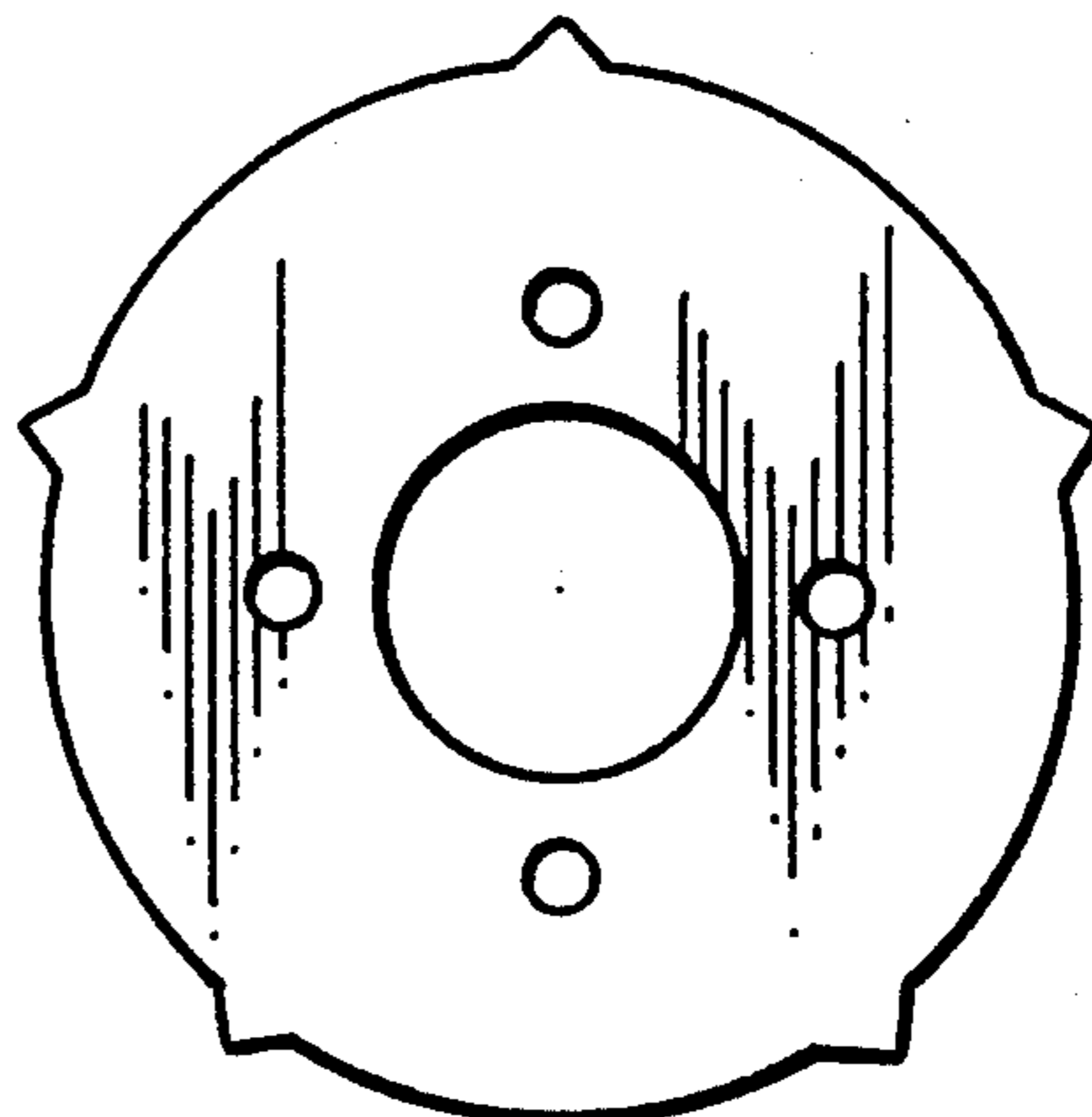


FIG. 4