



US00D333278S

United States Patent [19]

[11] Patent Number: **Des. 333,278**

Bezas

[45] Date of Patent: **** Feb. 16, 1993**

[54] **COMBINED RETROREFLECTOR AND DELINEATOR FOR ROADWAYS**

Primary Examiner—Wallace R. Burke
Assistant Examiner—Marcus Jackson
Attorney, Agent, or Firm—Burton S. Heiko

[76] Inventor: **Stephen Bezas**, 91 Willow Ave.,
Huntington, N.Y. 11743

[57] **CLAIM**

[**] Term: **14 Years**

The ornamental design for a combined retroreflector and delineator for roadways, as shown and described.

[21] Appl. No.: **688,336**

DESCRIPTION

[22] Filed: **Apr. 22, 1991**

[52] U.S. Cl. **D10/113**

[58] Field of Search D10/104, 109, 111, 113,
D10/114, 115; 116/63 R, 63 P; 404/6, 7, 8, 9,
10, 11, 12, 13, 14

FIG. 1 is a top plan view of a combined retroreflector and delineator for roadways showing my new design; FIG. 2 is a bottom plan view thereof; FIG. 3 is a left side elevational view thereof; FIG. 4 is a rear elevational view thereof; FIG. 5 is a right side elevational view thereof; FIG. 6 is a front elevational view thereof; FIG. 7 is a perspective view thereof; FIG. 8 is an enlarged sectional view taken along line 8—8 of FIG. 5; and, FIG. 9 is an enlarged sectional view taken along line 9—9 in FIG. 6.

[56] **References Cited**

U.S. PATENT DOCUMENTS

3,851,615	12/1974	Grundvig et al.	40/612
3,972,107	8/1976	Deike	40/606
4,245,922	1/1981	Auriemma	40/612
4,435,107	3/1984	Sweeney	40/606






FIG. 1

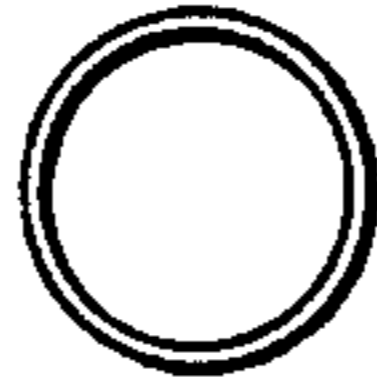


FIG. 2




FIG. 3



FIG. 4

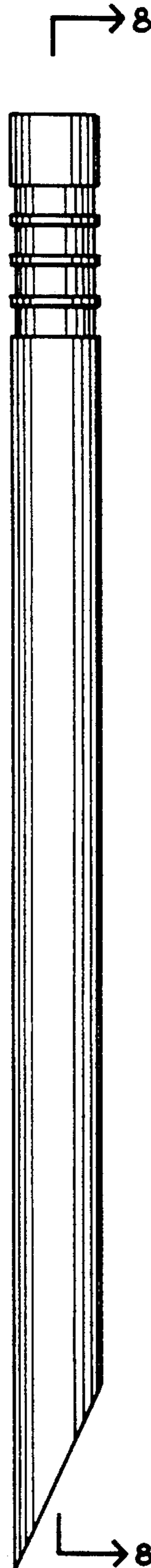


FIG. 5

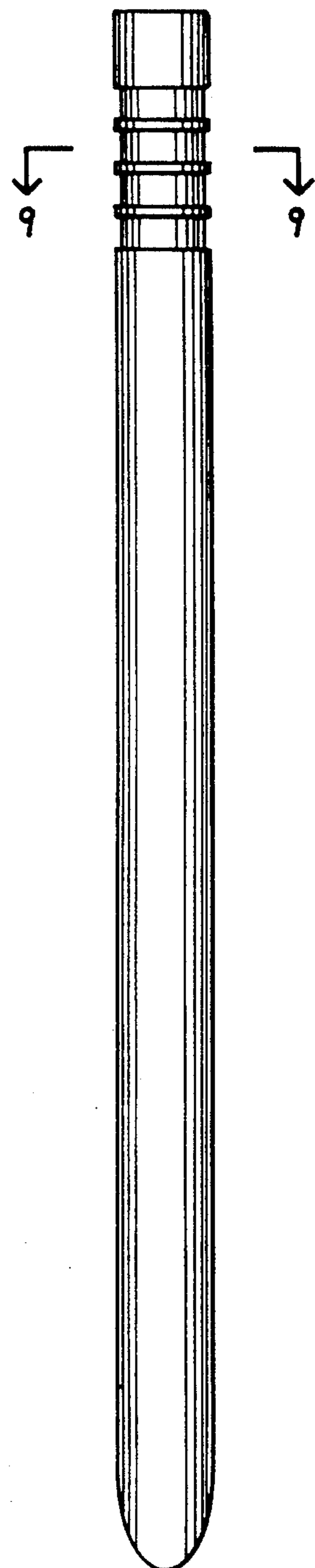


FIG. 6

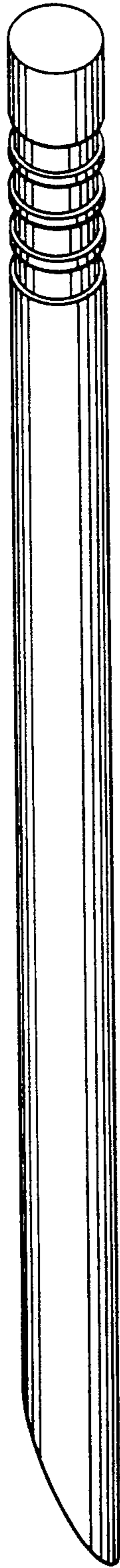


FIG. 7

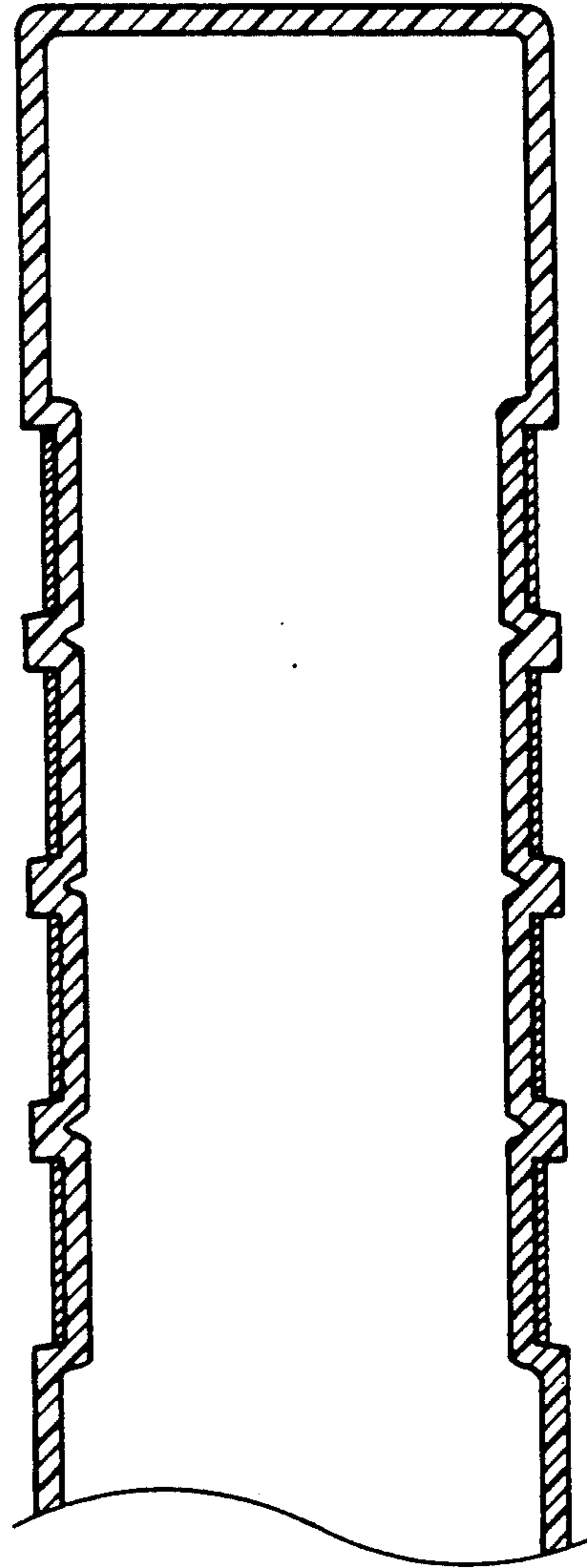


FIG. 8




FIG. 9