



US00D333267S

# United States Patent [19]

[11] Patent Number: **Des. 333,267**

**Krumscheid**

[45] Date of Patent: **\*\* Feb. 16, 1993**

[54] **COMBINED BOTTLE AND CAP**

[75] Inventor: **Kerstin Krumscheid, Frankfurt am Main, Fed. Rep. of Germany**

[73] Assignee: **Colgate-Palmolive Company, New York, N.Y.**

[\*\*] Term: **14 Years**

[21] Appl. No.: **524,092**

[22] Filed: **May 15, 1990**

**Related U.S. Application Data**

[63] Continuation-in-part of Ser. No. 483,522, Feb. 22, 1990, abandoned.

[52] U.S. Cl. .... **D9/529; D9/566; D9/573**

[58] Field of Search ..... **D9/403-413, D9/377, 435, 451, 452, 384; 215/1 R, 1 C**

[56] **References Cited**

**U.S. PATENT DOCUMENTS**

D. 76,142	8/1928	Liddell .....	D9/407
D. 94,199	1/1935	Fuerst .....	D9/407
D. 258,868	4/1981	Soderberg .....	D9/377
D. 278,032	3/1985	de Mourgues .....	D9/435 X
D. 308,634	6/1990	Dinand .....	D9/407 X
D. 310,483	9/1990	De Giovellina .....	D9/407 X
1,931,079	10/1933	Mitchell .....	D9/377 X

*Primary Examiner*—Theodore M. Shooman  
*Assistant Examiner*—Lucy Lieberman  
*Attorney, Agent, or Firm*—Michael J. McGreal; Robert C. Sullivan

[57] **CLAIM**

The ornamental design for a combined bottle and cap, as shown and described.

**DESCRIPTION**

FIG. 1 is a front elevation of a combined bottle and cap showing my new design, the rear elevation is the same; FIG. 2 is a side elevation thereof, the opposite side is the same;

FIG. 3 is a top plan view thereof;

FIG. 4 is a bottom plan view thereof;

FIG. 5 is a front elevation of a second embodiment of the combined bottle and cap, the rear elevation is the same;

FIG. 6 is a side elevation of FIG. 5, the opposite side is the same;

FIG. 7 is a top plan view of FIG. 5;

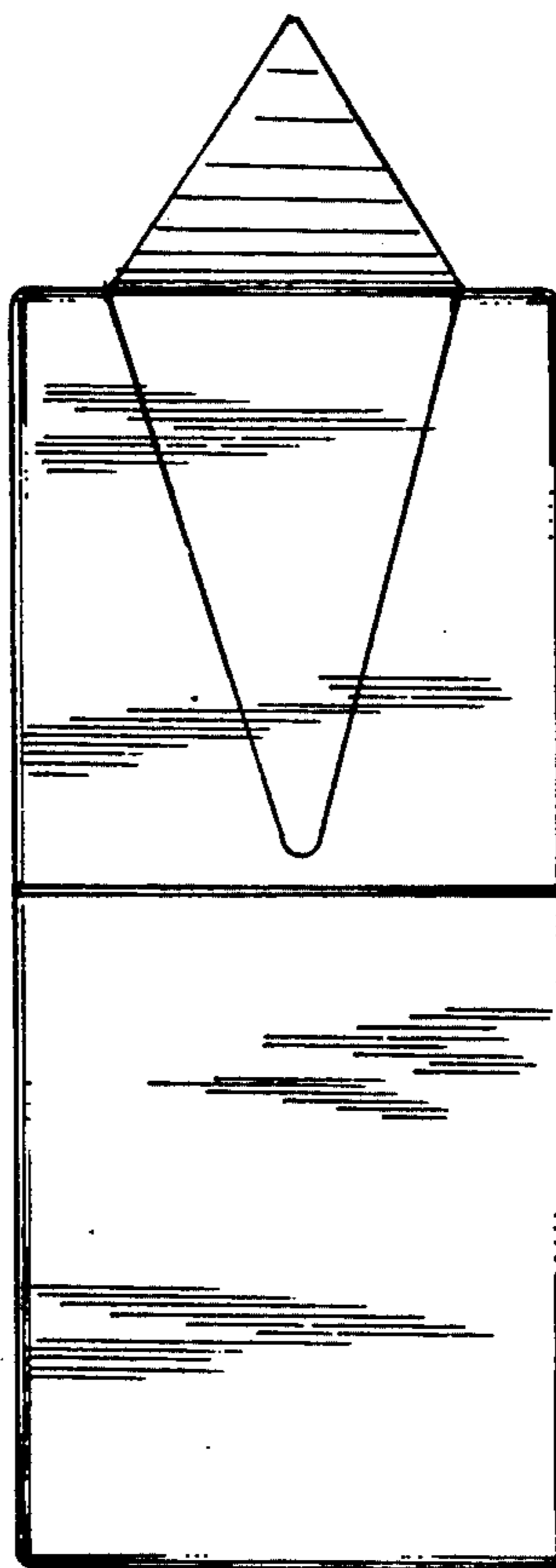
FIG. 8 is a bottom plan view of FIG. 5;

FIG. 9 is a front elevation of a third embodiment of the combined bottle and cap, the rear elevation is the same;

FIG. 10 is a side elevation of FIG. 9, the opposite side is the same;

FIG. 11 is a top plan view of FIG. 9; and,

FIG. 12 is a bottom plan view of FIG. 9.



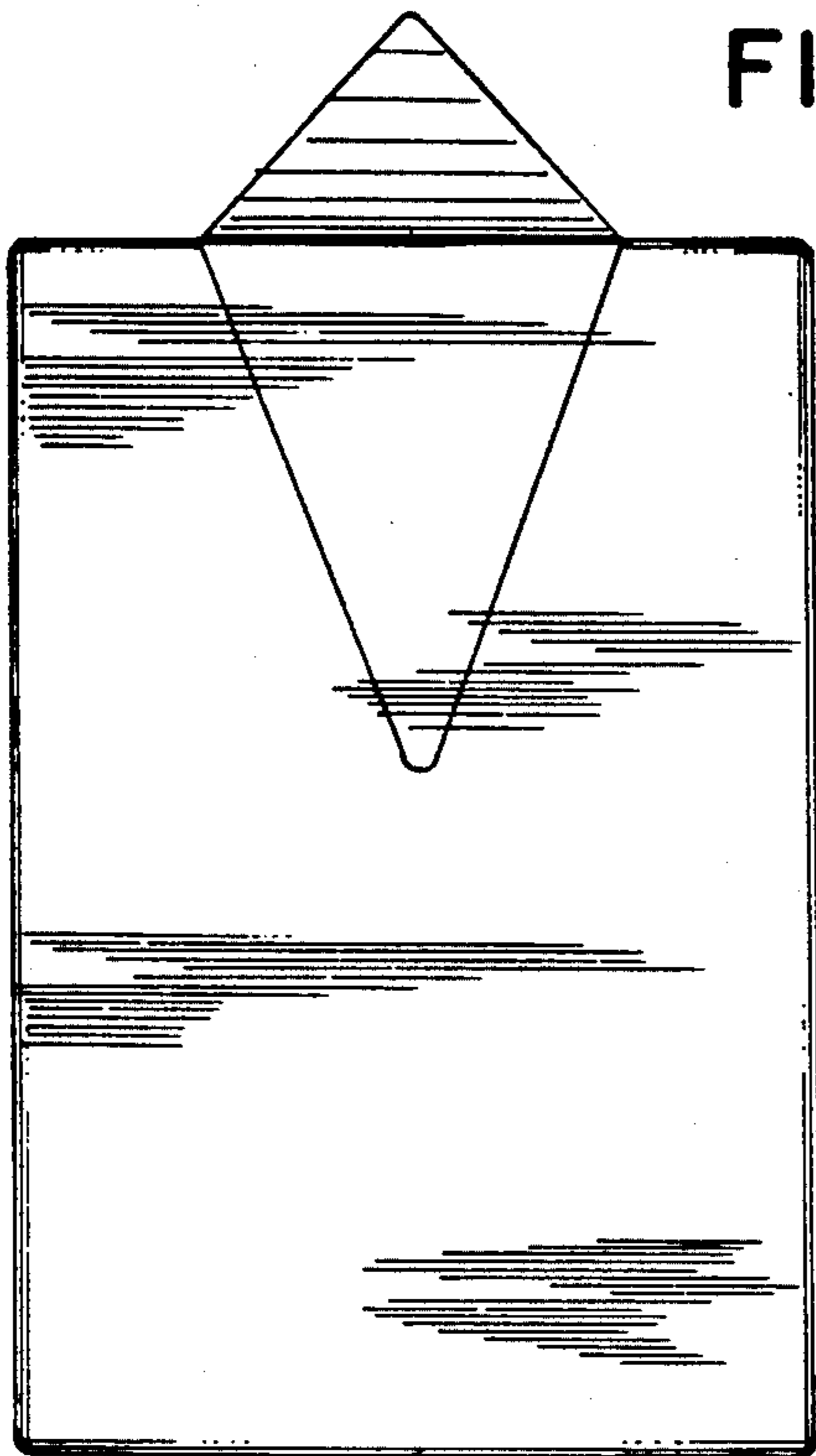


FIG. 1




FIG. 2

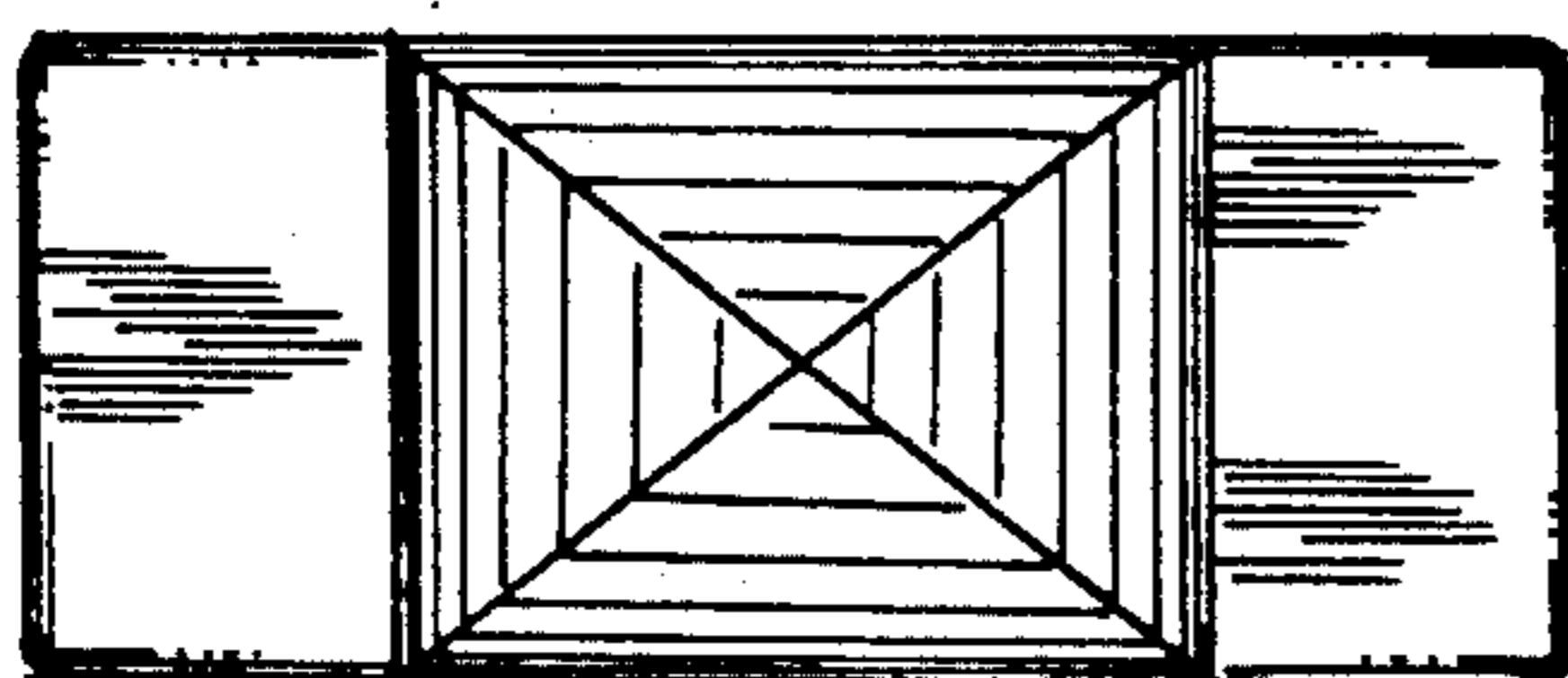


FIG. 3




FIG. 4

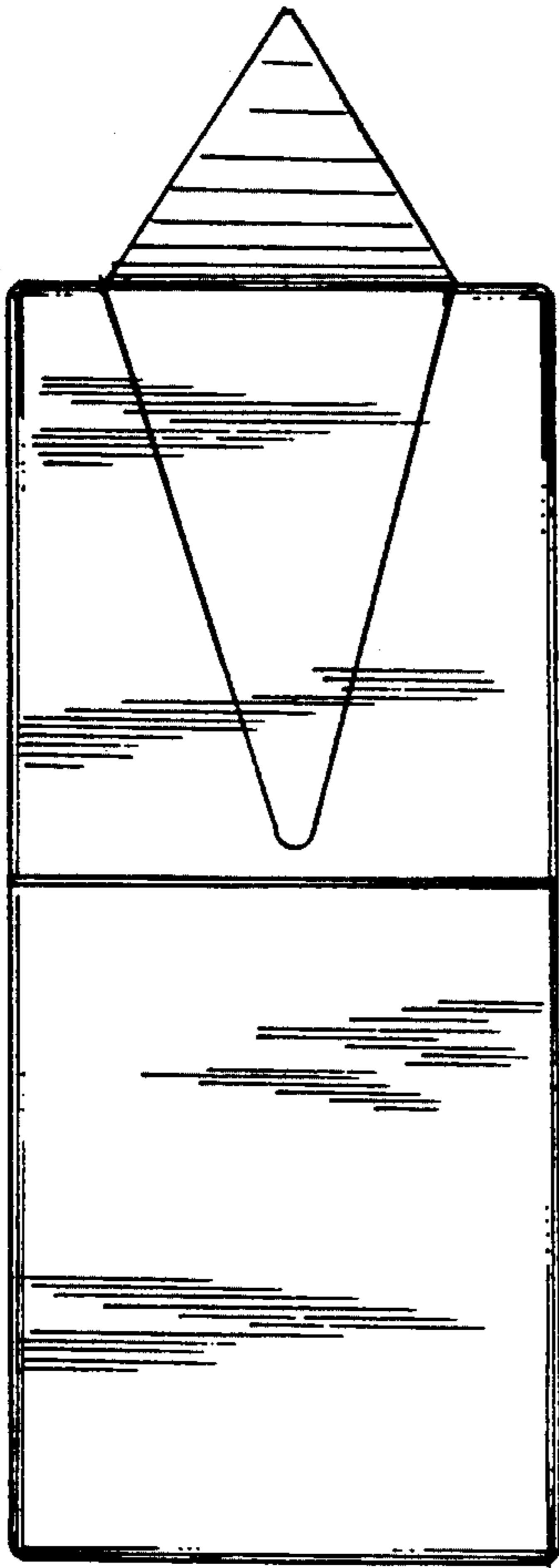


FIG. 5




FIG. 6




FIG. 7




FIG. 8

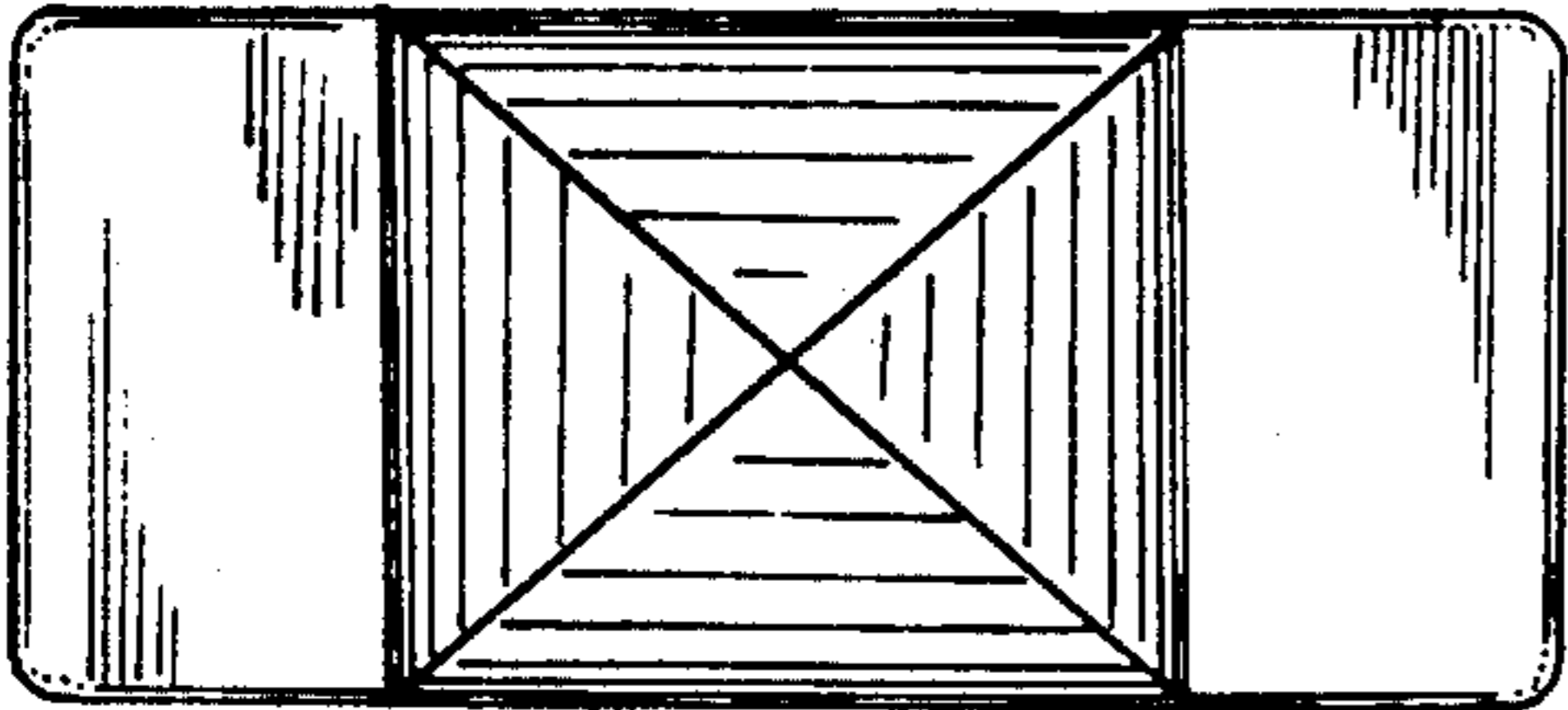


FIG. 11




FIG. 12

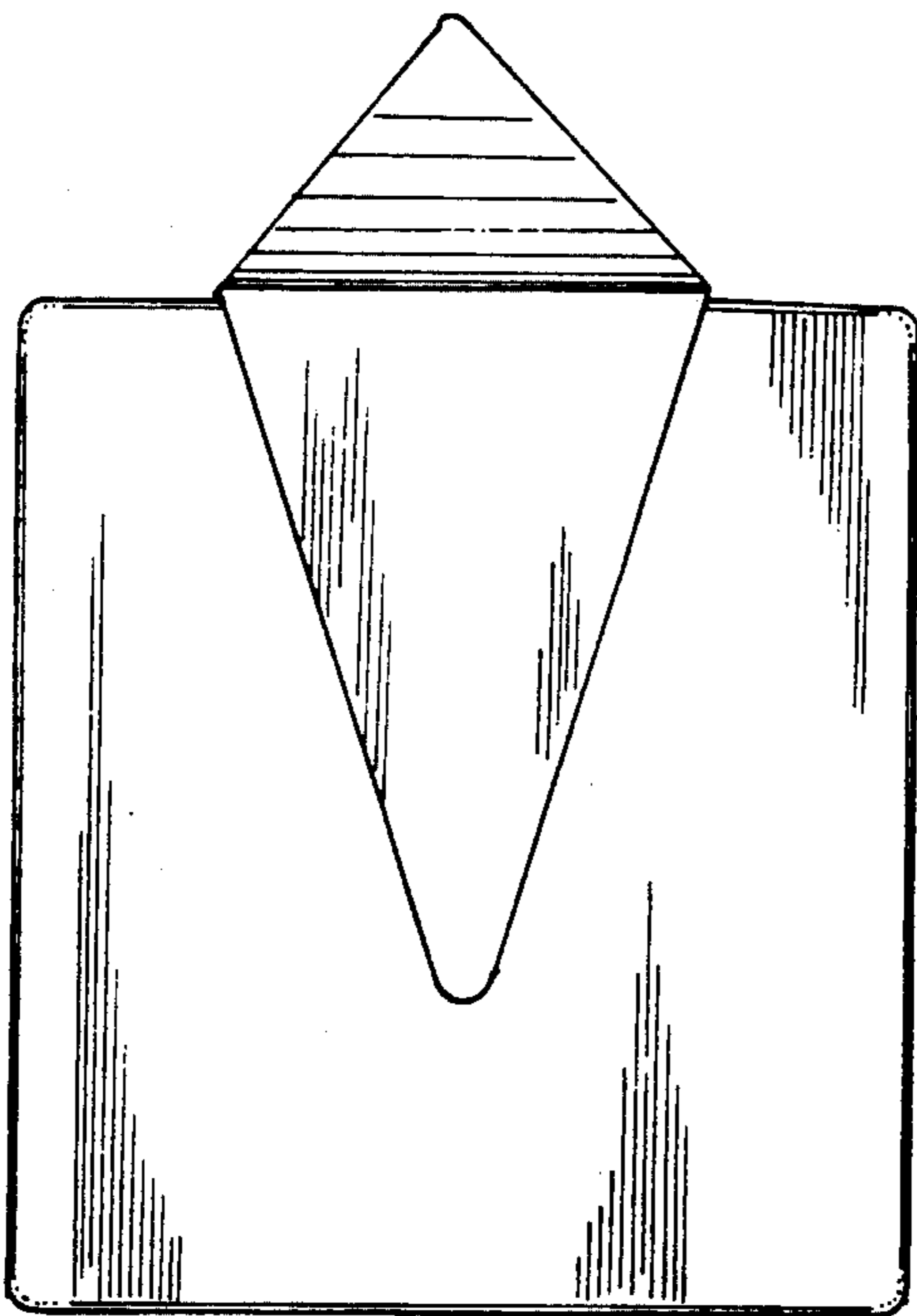


FIG. 9




FIG. 10