



US00D333264S

United States Patent [19]

[11] Patent Number: **Des. 333,264**

Kaplan

[45] Date of Patent: **** Feb. 16, 1993**

[54] **JEWELRY BOX**

OTHER PUBLICATIONS

[75] Inventor: **Myril Kaplan, Bronx, N.Y.**

Jewelers Circular Keystone, Jun. 1975, p. 60, Alsten Box, T 306 EX.

[73] Assignee: **Sony Corporation, Tokyo, Japan**

Jewelers Circular Keystone, Jun. 1979, p. 20, Item #1200.

[**] Term: **14 Years**

Jewelers Circular Keystone, May 1985, p. 119, Mason Box as shown.

[21] Appl. No.: **725,260**

Primary Examiner—Bernard Ansher
Assistant Examiner—Prabhakar Deshmukh
Attorney, Agent, or Firm—Lewis H. Eslinger; Jay H. Maioli

[22] Filed: **Jul. 3, 1991**

[52] U.S. Cl. **D9/420**

[58] Field of Search D9/420, 423, 424, 432,
D9/414; D3/30.1, 39; 206/45.13, 45.14, 45.16,
45.18, 495, 457, 566, 565, 6.1

[57] CLAIM

The ornamental design for a jewelry box, as shown and described.

[56] References Cited

U.S. PATENT DOCUMENTS

D. 159,964	9/1950	Du Bois et al.	D9/420
D. 292,175	10/1987	Wolf	D9/420
1,636,251	7/1927	Shields	206/566 X
1,681,755	8/1928	Warner et al.	206/566 X
1,732,214	10/1929	Amez-Droz	206/566 X
4,732,269	3/1988	Roy	206/45.18 X

DESCRIPTION

FIG. 1 is a top plan view of a jewelry box showing my new design;
FIG. 2 is a front elevational view thereof;
FIG. 3 is a left-side elevational view thereof;
FIG. 4 is a bottom plan view thereof;
FIG. 5 is a right-side elevational view thereof;
FIG. 6 is a back view thereof; and,
FIG. 7 is a perspective view thereof, with the top being shown in its open position.

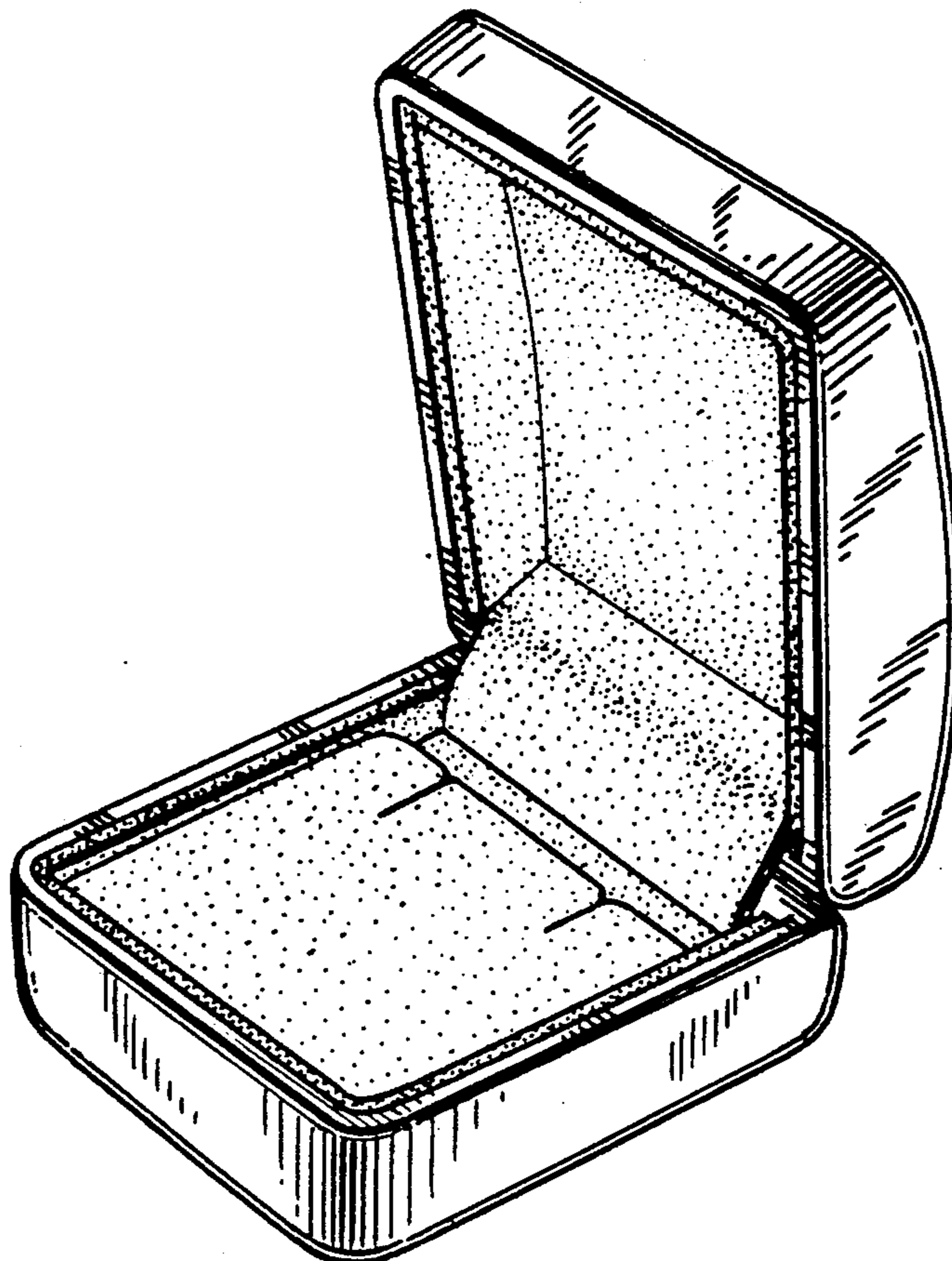


FIG. 1




FIG. 2

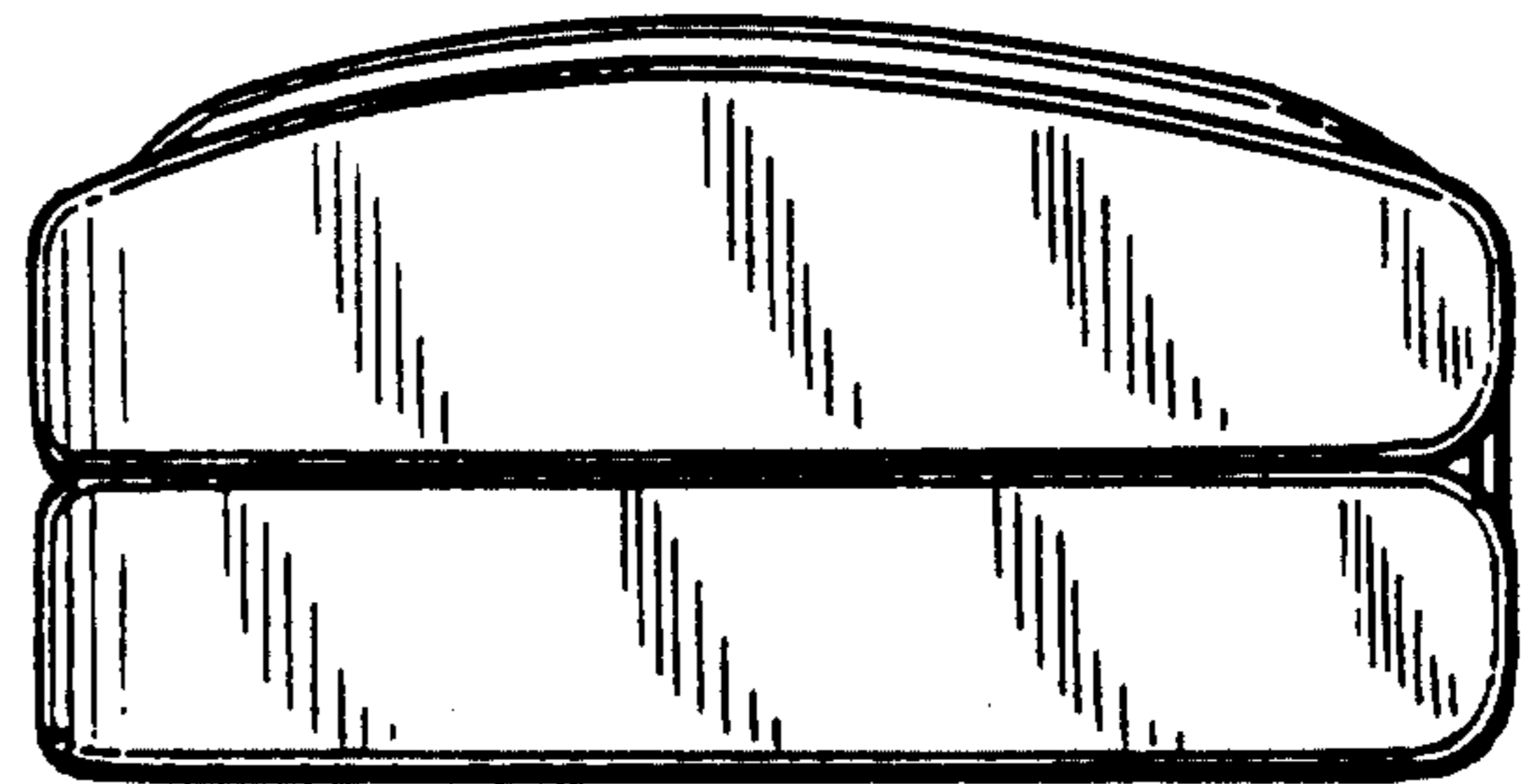
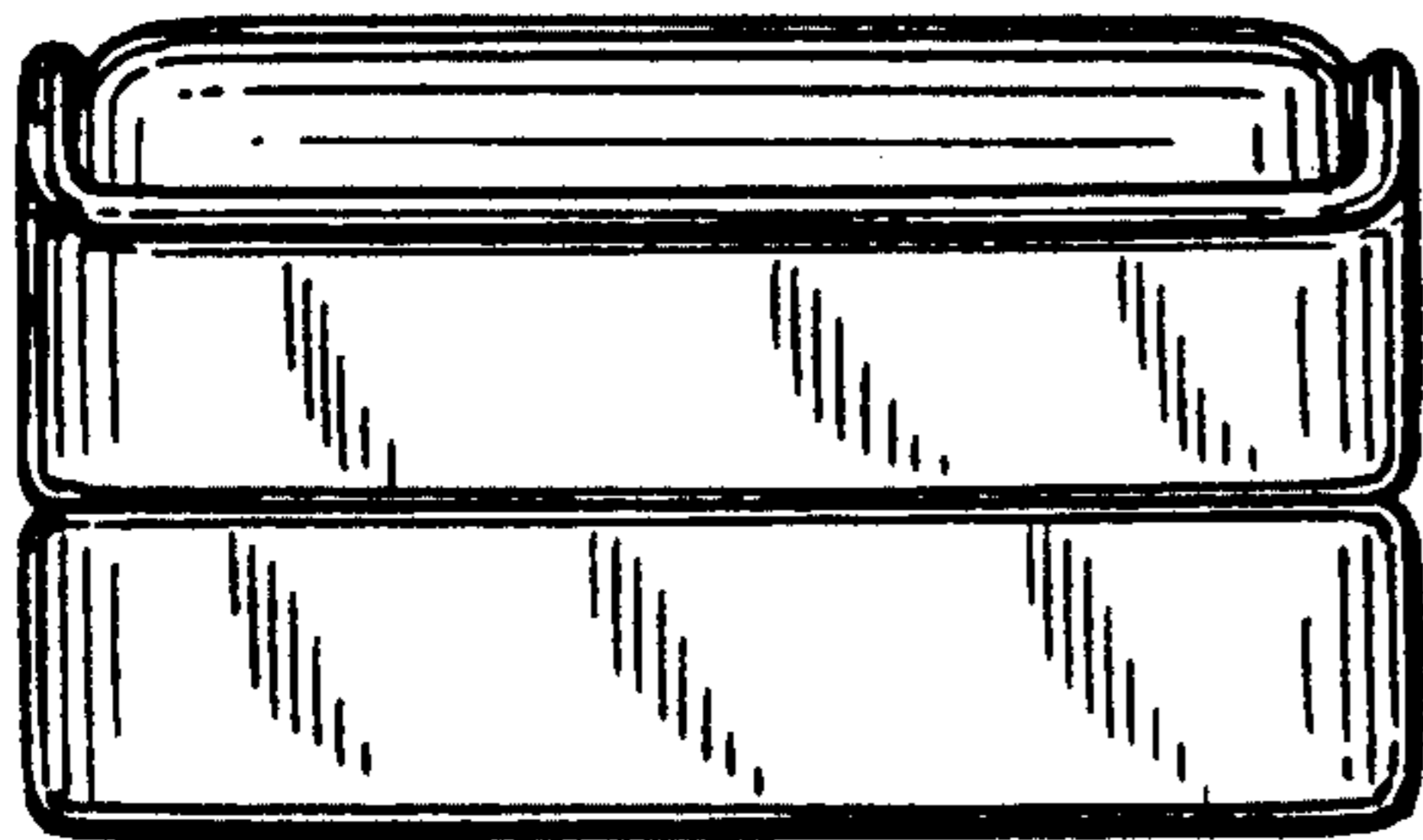


FIG. 3




FIG. 4

FIG. 5

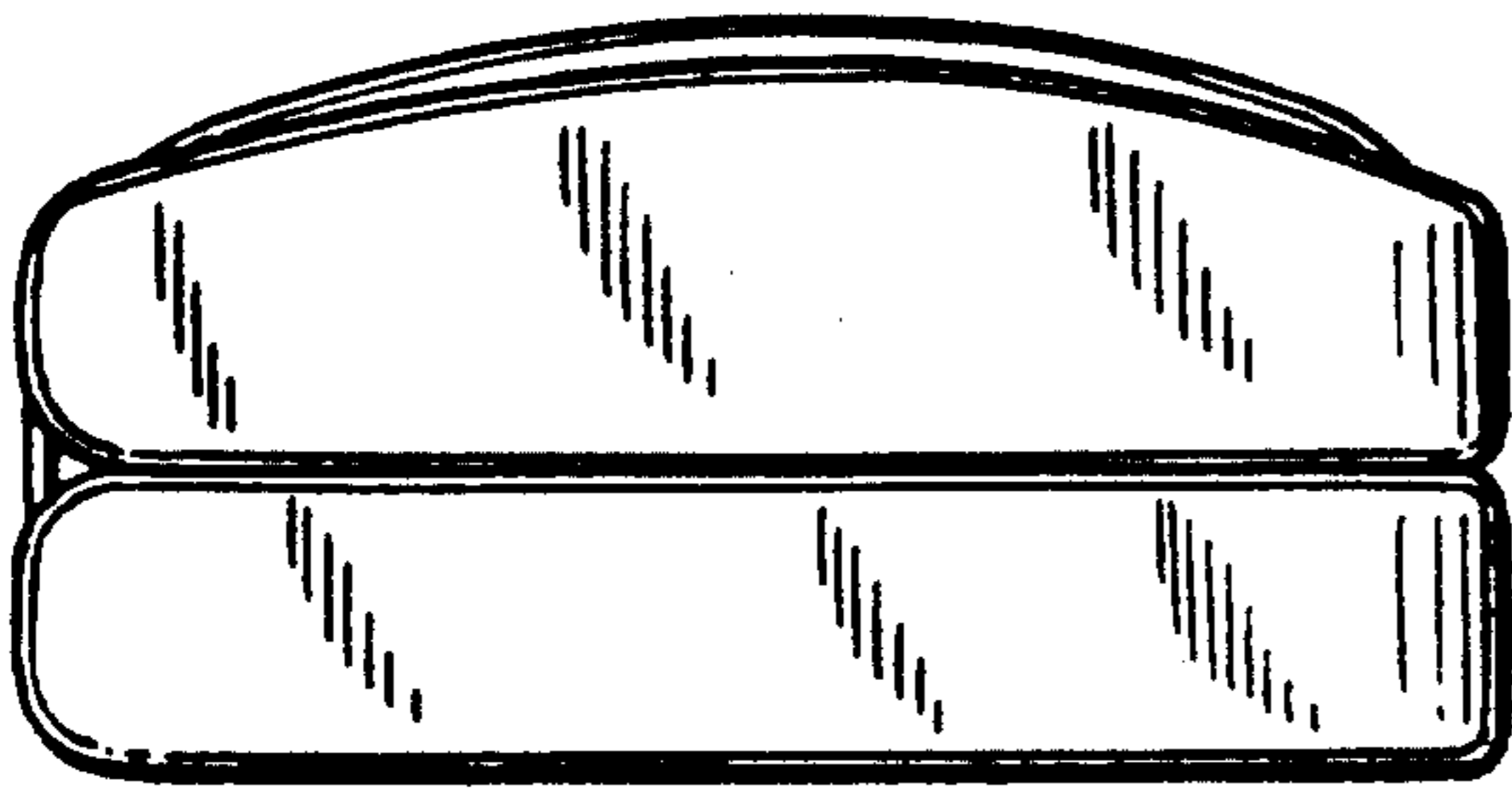


FIG. 6




FIG. 7

