



US00D333253S

United States Patent [19]

[11] Patent Number: **Des. 333,253**

Pogue

[45] Date of Patent: **** Feb. 16, 1993**

[54] HANDLE FOR A FOLDING KNIFE

[75] Inventor: **Lonnie C. Pogue, San Diego, Calif.**

[73] Assignee: **Buck Knives, Inc., El Cajon, Calif.**

[**] Term: **14 Years**

[21] Appl. No.: **735,477**

[22] Filed: **Jul. 25, 1991**

[52] U.S. Cl. **D8/99; D8/107**

[58] Field of Search **D8/98, 99; 30/151, 153, 30/155, 158, 159, 160, 161, 340**

[56] References Cited

U.S. PATENT DOCUMENTS

| | | | |
|------------|---------|------------------|--------|
| D. 256,983 | 9/1980 | Fogle | D8/99 |
| D. 280,178 | 8/1985 | Lang | D8/99 |
| D. 280,287 | 8/1985 | Collins | D8/99 |
| D. 302,934 | 8/1989 | Finn | D8/99 |
| D. 303,210 | 9/1989 | Thompson | D8/99 |
| D. 303,921 | 10/1989 | Blochinger | D8/107 |
| D. 306,393 | 3/1990 | Malochet | D8/99 |

OTHER PUBLICATIONS

Blade Magazine, 1989, pp. 4 and 5, Knives.

Primary Examiner—Bernard Ansher

Assistant Examiner—Philip Hyder

Attorney, Agent, or Firm—Philip D. Junkins

[57] CLAIM

The ornamental design for a handle for a folding blade knife, as shown and described.

DESCRIPTION

FIG. 1 is a front elevational view of a handle for a folding blade knife, showing my new design;

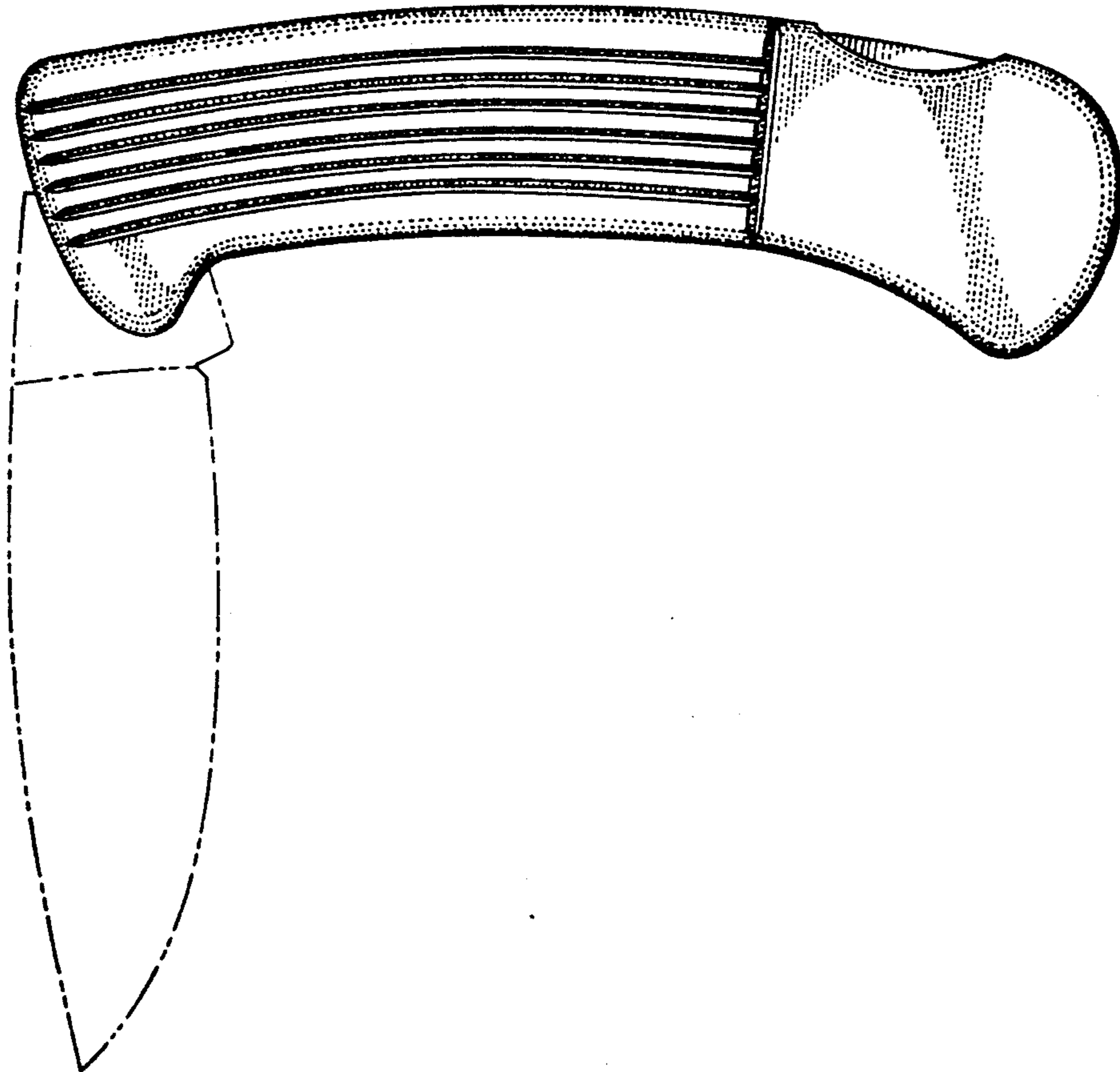
FIG. 2 is a top plan view thereof;

FIG. 3 is a bottom plan view thereof;

FIG. 4 is a right side elevational view thereof; and,

FIG. 5 is a left side elevational view thereof.

The broken line showing of the blade in FIGS. 1, 4 and 5 is for illustrative purposes only and forms no part of the claimed design.



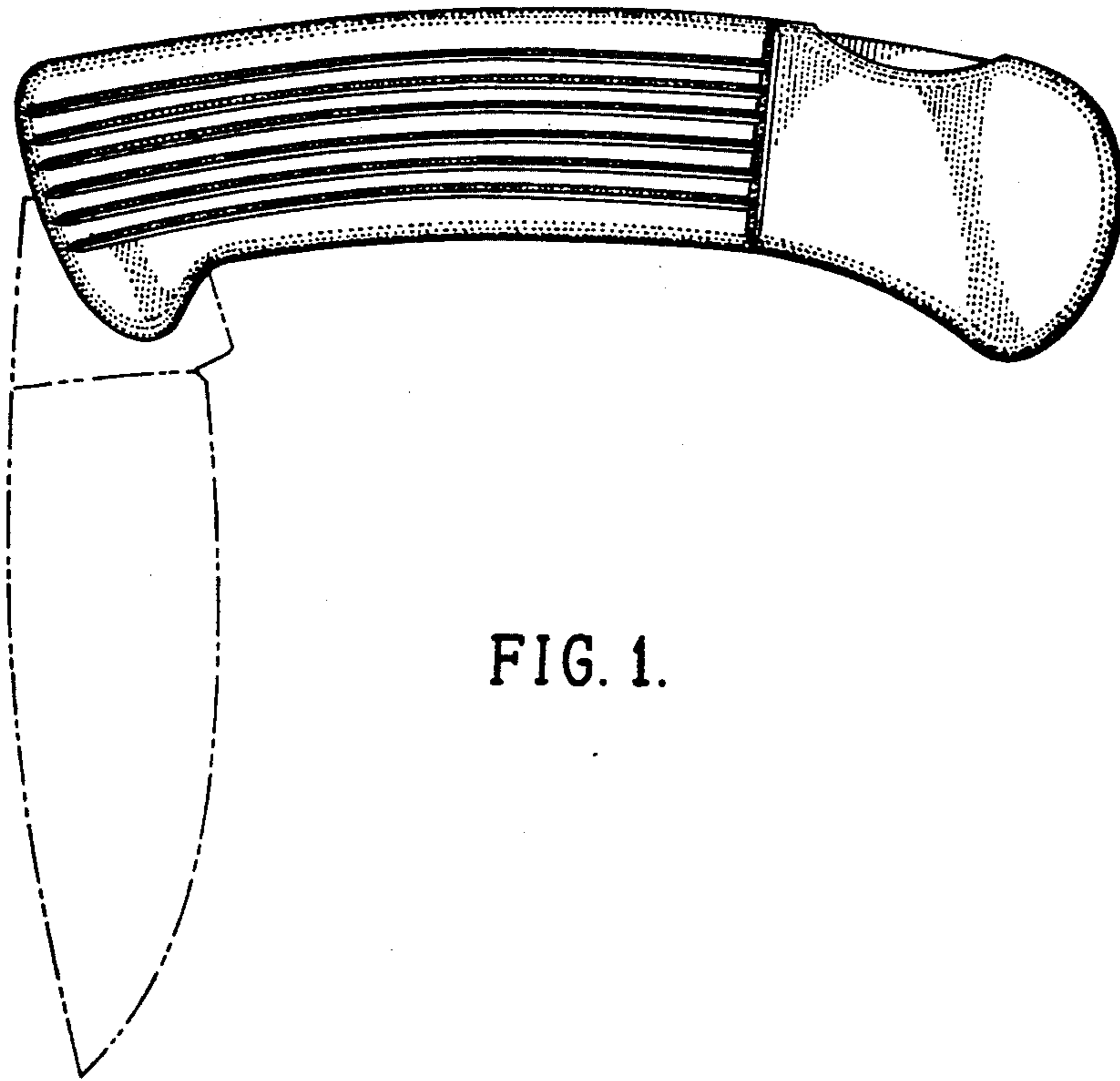


FIG. 1.




FIG. 4.

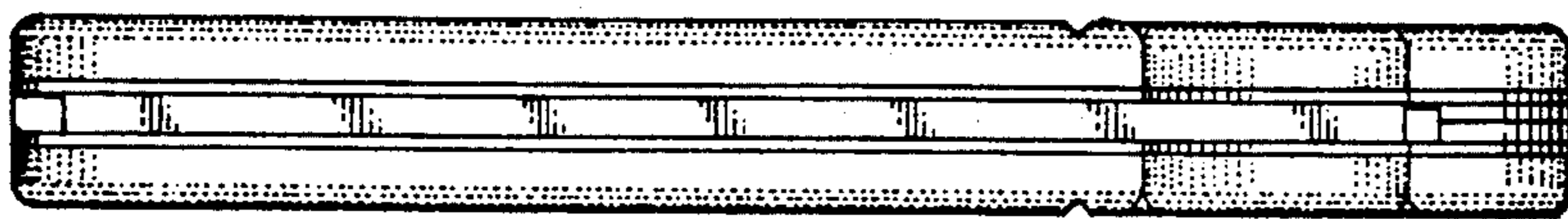


FIG. 2.




FIG. 3.

FIG. 5.

