



US00D333251S

United States Patent [19]

[11] Patent Number: **Des. 333,251**

Glesser

[45] Date of Patent: **** Feb. 16, 1993**

[54] **KNIFE HANDLE**

[76] Inventor: **Louis Glesser, P.O. Box 800, Golden, Colo. 80402-0800**

[**] Term: **14 Years**

[21] Appl. No.: **591,025**

[22] Filed: **Oct. 1, 1990**

[52] U.S. Cl. **D8/99; D22/118**

[58] Field of Search **D8/99, 98; D7/649-652; D22/118; D25/138, 149, 156-159, 163; 30/293, 294, 155-161, 299, 286**

[56] **References Cited**

U.S. PATENT DOCUMENTS

- D. 277,536 2/1985 Baer D7/649
- D. 310,621 9/1990 Thompson D8/99
- 4,347,665 9/1982 Glesser 30/161

FOREIGN PATENT DOCUMENTS

- 557031 5/1957 Belgium D25/138

OTHER PUBLICATIONS

Knives Illustrated, Summer 1989, p. 24, Spyderco Police Model Clipit.

Knives Illustrated, Fall, 1989, p. 17, Spyderco Executive.

Cutlery Shoppe, ©1989, p. 7, Spyderco Clipits.

Primary Examiner—A. Hugo Word

Assistant Examiner—Doris V. Coles

Attorney, Agent, or Firm—Roger A. Marrs

[57] **CLAIM**

The ornamental design for a knife handle, as shown.

DESCRIPTION

FIG. 1 is a front elevational view of a knife handle showing my new design;

FIG. 2 is a rear elevational view thereof;

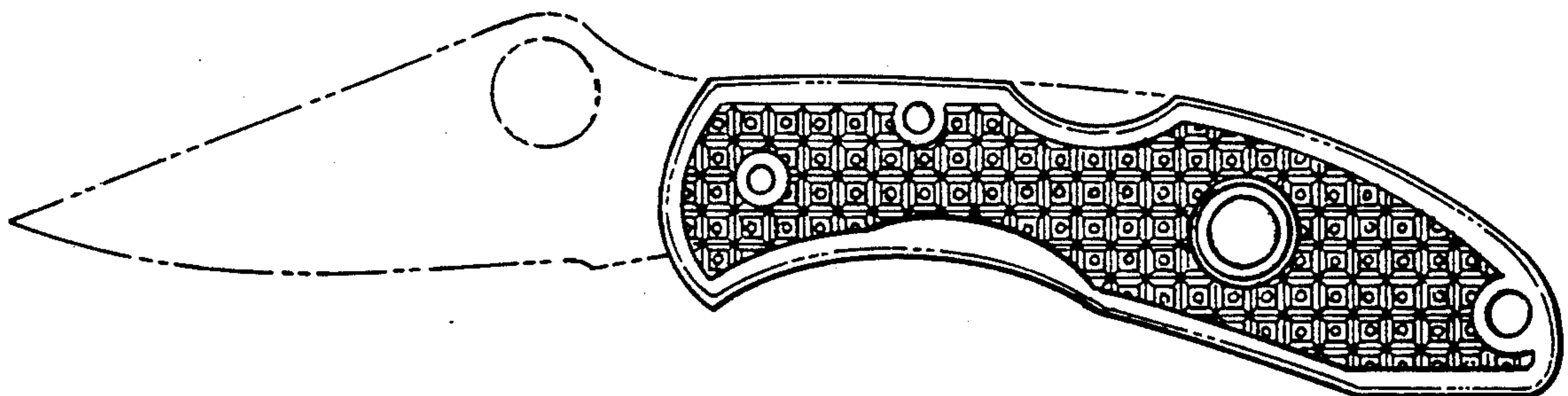
FIG. 3 is a top plan view thereof;

FIG. 4 is a bottom plan view thereof;

FIG. 5 is a left side elevational view thereof; and,

FIG. 6 is a right side elevational view thereof.

The broken line showing of environment is for illustrative purposes only and forms no part of the claimed design.



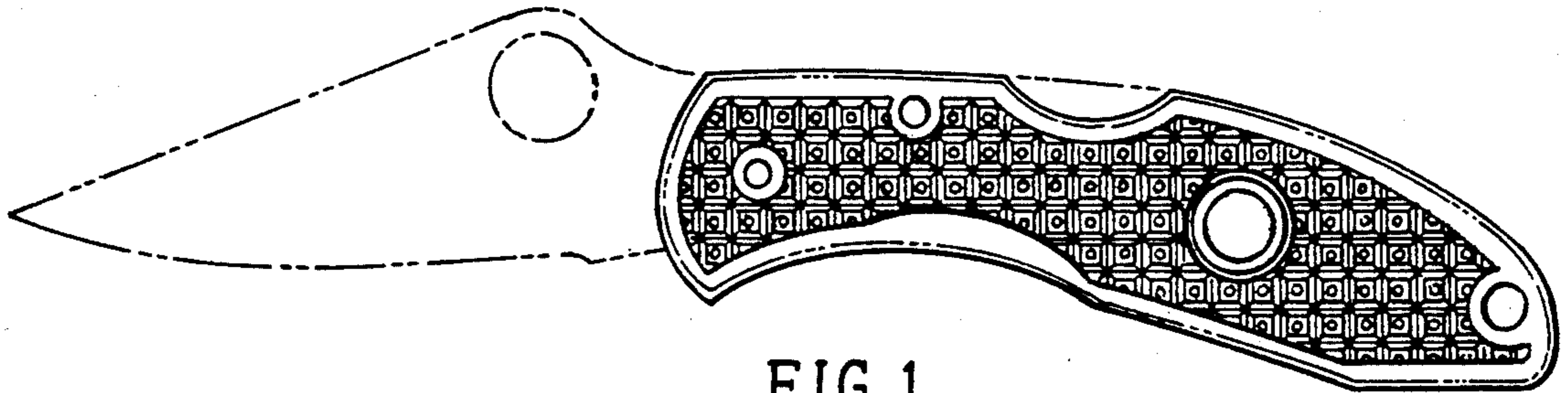


FIG. 1.

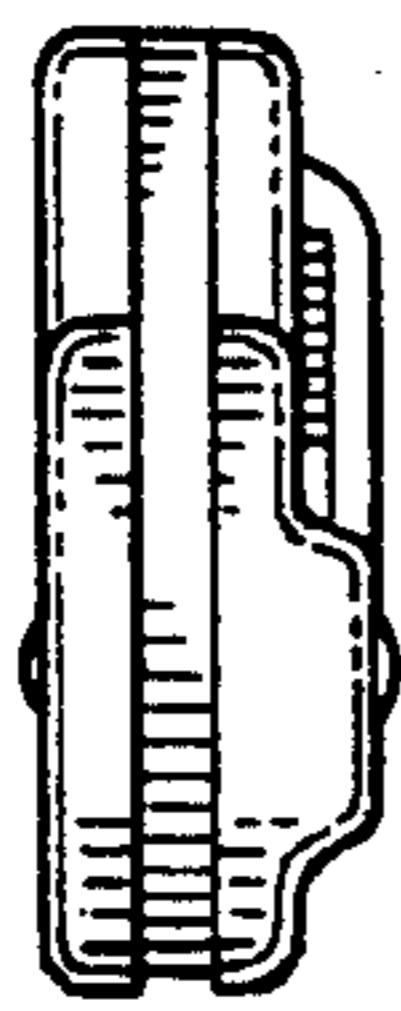


FIG. 5.

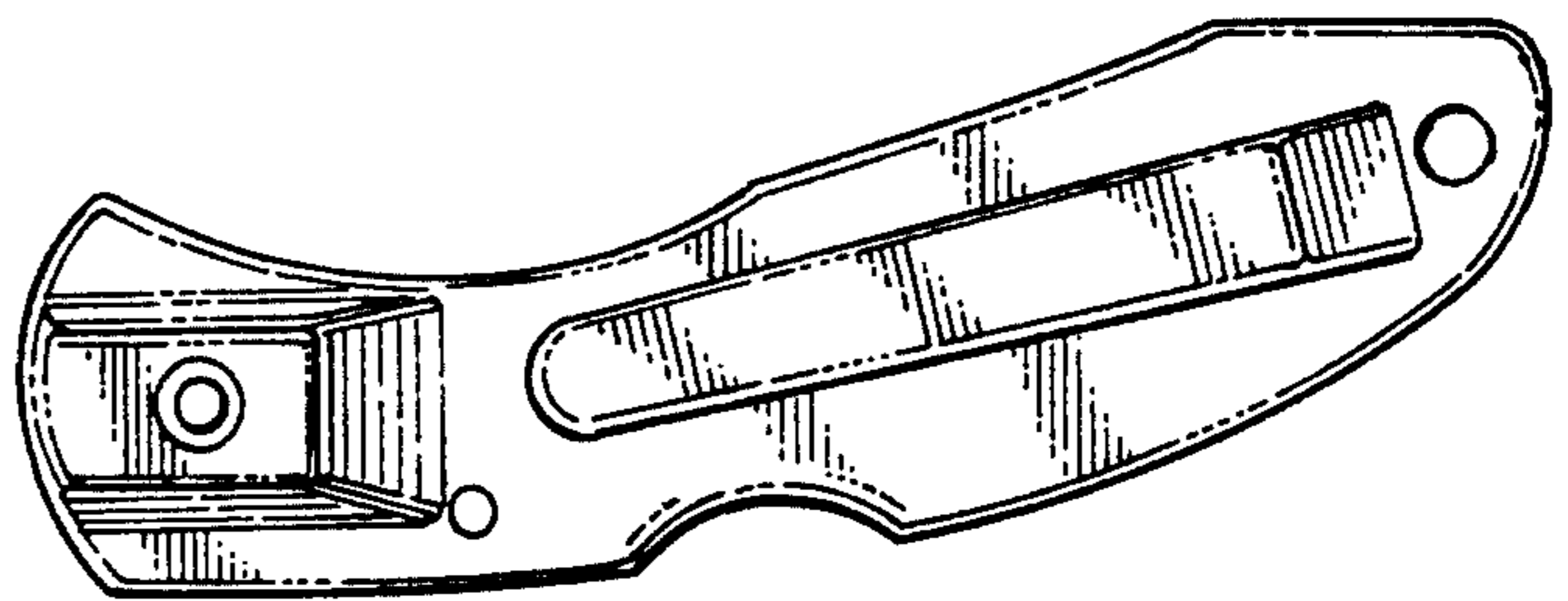


FIG. 2.

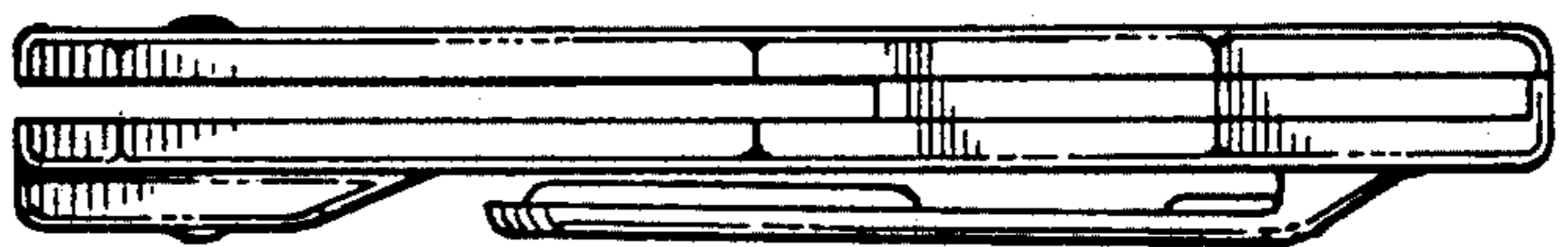


FIG. 3.

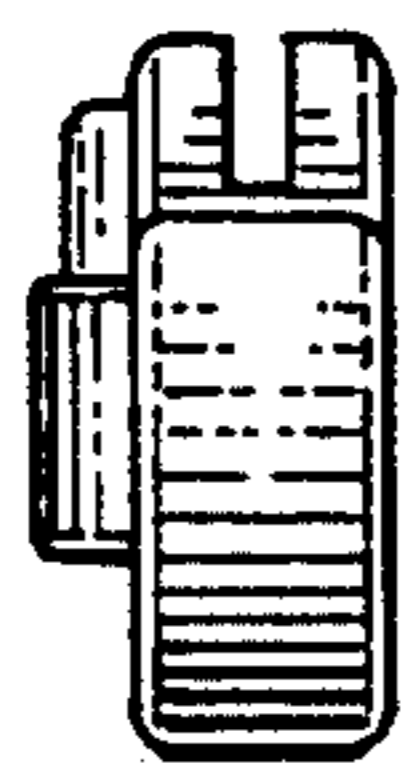


FIG. 6.




FIG. 4.