



US00D333242S

United States Patent [19]

Gonzales

[11] Patent Number: **Des. 333,242**

[45] Date of Patent: **** Feb. 16, 1993**

[54] CARPET AND VINYL GLUE GUN

[76] Inventor: **Robert H. Gonzales, 704 E. Juarez Ave., Odessa, Tex. 79763**

[**] Term: **14 Years**

[21] Appl. No.: **669,236**

[22] Filed: **Mar. 14, 1991**

[52] U.S. Cl. **D8/14.1; D8/30**

[58] Field of Search **D8/29.1, 30, 14.1; 222/146.2, 146.5, 113, 146.1, 529, 256**

[56] **References Cited**

U.S. PATENT DOCUMENTS

D. 133,007	3/1941	Hawkins	D8/14.1
D. 295,599	5/1988	Shew	D8/14.1
D. 316,019	4/1991	Belanger	D8/30
D. 316,215	4/1991	Belanger	D8/30
D. 316,506	4/1991	Nüsse et al.	D8/30

D. 325,154	4/1992	King, III et al.	D8/30
4,535,916	8/1985	Mächerle et al.	222/113
4,795,064	1/1989	Sheu	222/146.2

Primary Examiner—Alan P. Douglas

Assistant Examiner—J. H. Musgrove

Attorney, Agent, or Firm—Leon Gilden

[57] **CLAIM**

The ornamental design for a carpet and vinyl glue gun, as shown and described.

DESCRIPTION

FIG. 1 is a front elevational view of the carpet and vinyl glue gun showing my new design; FIG. 2 is a rear elevational view thereof; FIG. 3 is a left side elevational view thereof; FIG. 4 is a right side elevational view thereof; FIG. 5 is a top plan view thereof; and, FIG. 6 is a bottom plan view thereof.

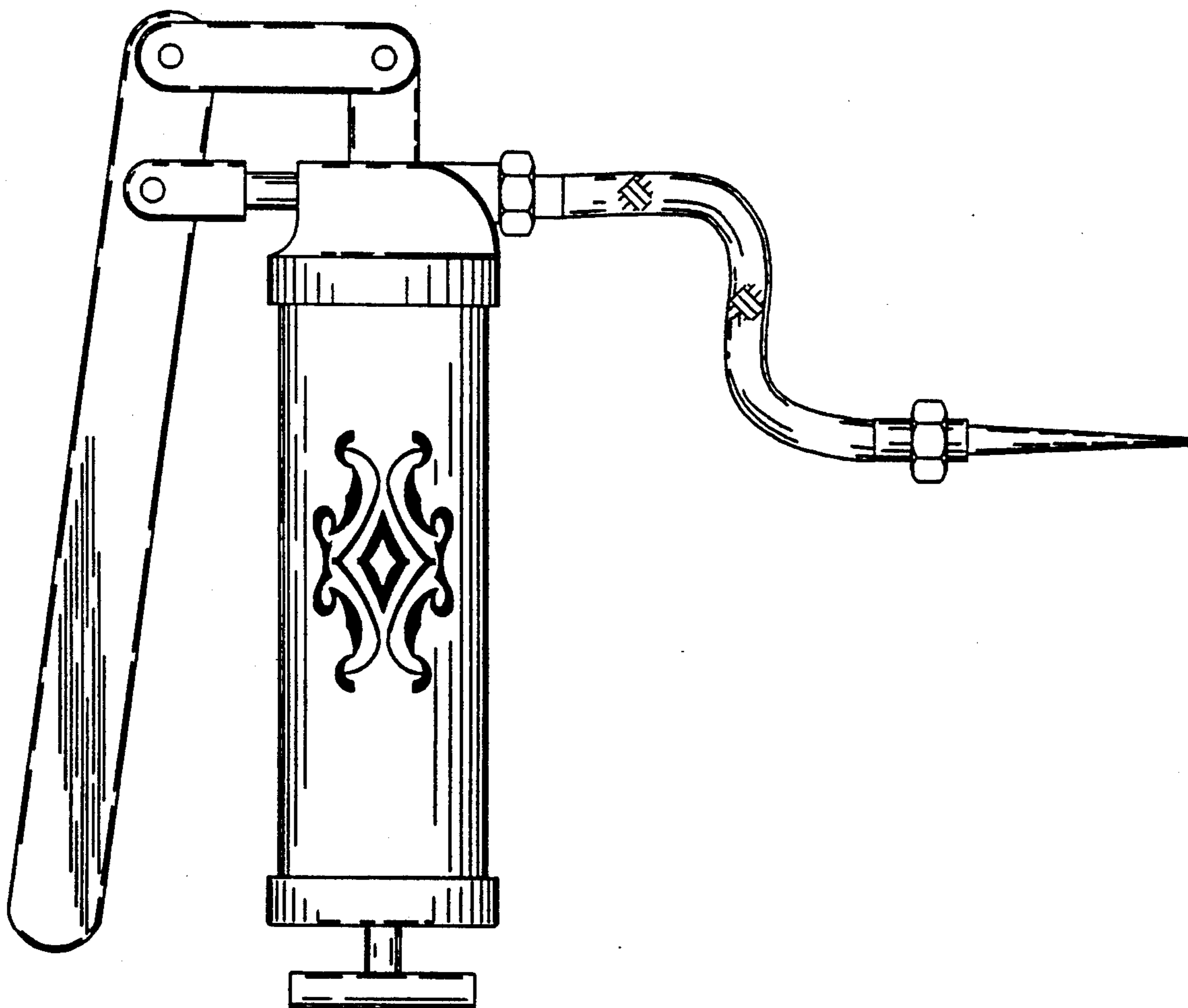


FIG. 1

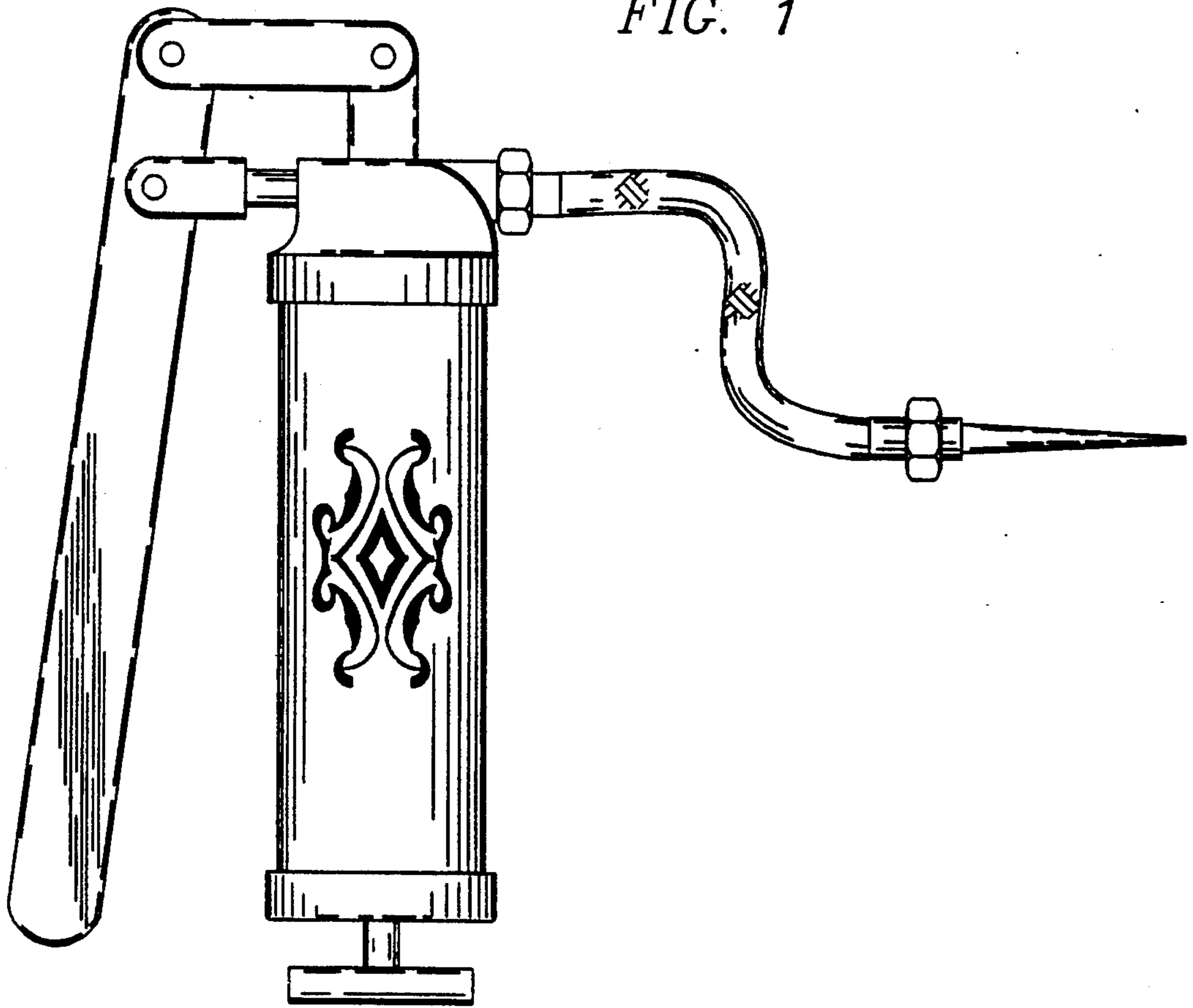


FIG. 2

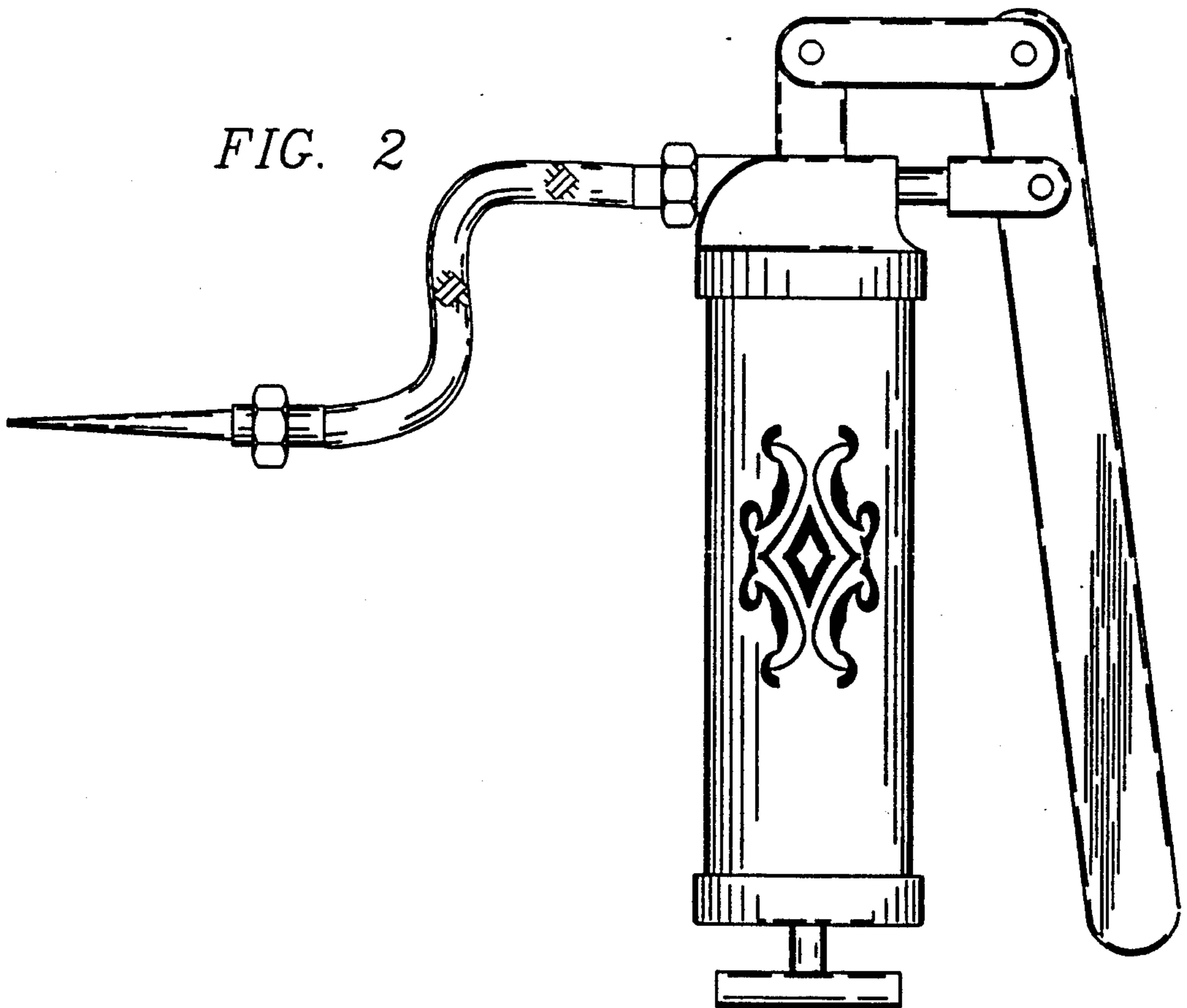


FIG. 3




FIG. 4




FIG. 5




FIG. 6

