



US00D333229S

United States Patent [19]

[11] Patent Number: **Des. 333,229**

Bareiss

[45] Date of Patent: **** Feb. 16, 1993**

[54] **PEDESTAL OR SIMILAR ARTICLE**

[76] Inventor: **Raymond E. Bareiss**, 1033 Stillman Rd., Eugene, Oreg. 97404

[**] Term: **14 Years**

[21] Appl. No.: **482,992**

[22] Filed: **Feb. 22, 1990**

[52] U.S. Cl. **D6/495; D6/482; D6/486**

[58] Field of Search **D6/480, 482-486, D6/495; D11/131, 164; 108/150**

[56] **References Cited**

U.S. PATENT DOCUMENTS

- D. 183,198 7/1958 Dodge D11/164
- D. 189,480 12/1960 Albanese D11/131
- D. 209,757 1/1968 Wrinkles, Jr. et al. D6/419
- D. 247,694 4/1978 Mueh et al. D6/449
- D. 253,528 11/1979 Sun D11/131
- D. 279,059 6/1985 Tekel D6/482
- D. 296,635 7/1988 Kelley et al. D6/495

OTHER PUBLICATIONS

Artec-Planar Table Desk ©Kimball Interntl. 1983 table pedestal.

Engineering Graphics Fundamentals ©1985, p. 128—frustum shape, 3rd fltop & 2nd from right.

Design Inst. of America—Dec. 31, 1980, p. 43, “Segments” Pedestals 6020-12, and from right & top.

Primary Examiner—Nelson C. Holtje

Assistant Examiner—Janice E. Seeger

[57] **CLAIM**

The ornamental design for a pedestal or similar article, as shown and described.

DESCRIPTION

- FIG. 1 is a front and right perspective view of a pedestal or similar article, showing my new design;
- FIG. 2 is a rear and right perspective view;
- FIG. 3 is a top plan view;
- FIG. 4 is a bottom plan view;
- FIG. 5 is a front elevational view;
- FIG. 6 is a front and right side elevational view;
- FIG. 7 is a right side elevational view;
- FIG. 8 is a rear and right side elevational view;
- FIG. 9 is a rear elevational view;
- FIG. 10 is a rear and left side elevational view;
- FIG. 11 is a left side elevational view;
- FIG. 12 is a front and left side elevational view; and,
- FIG. 13 is a front and left perspective view thereof.

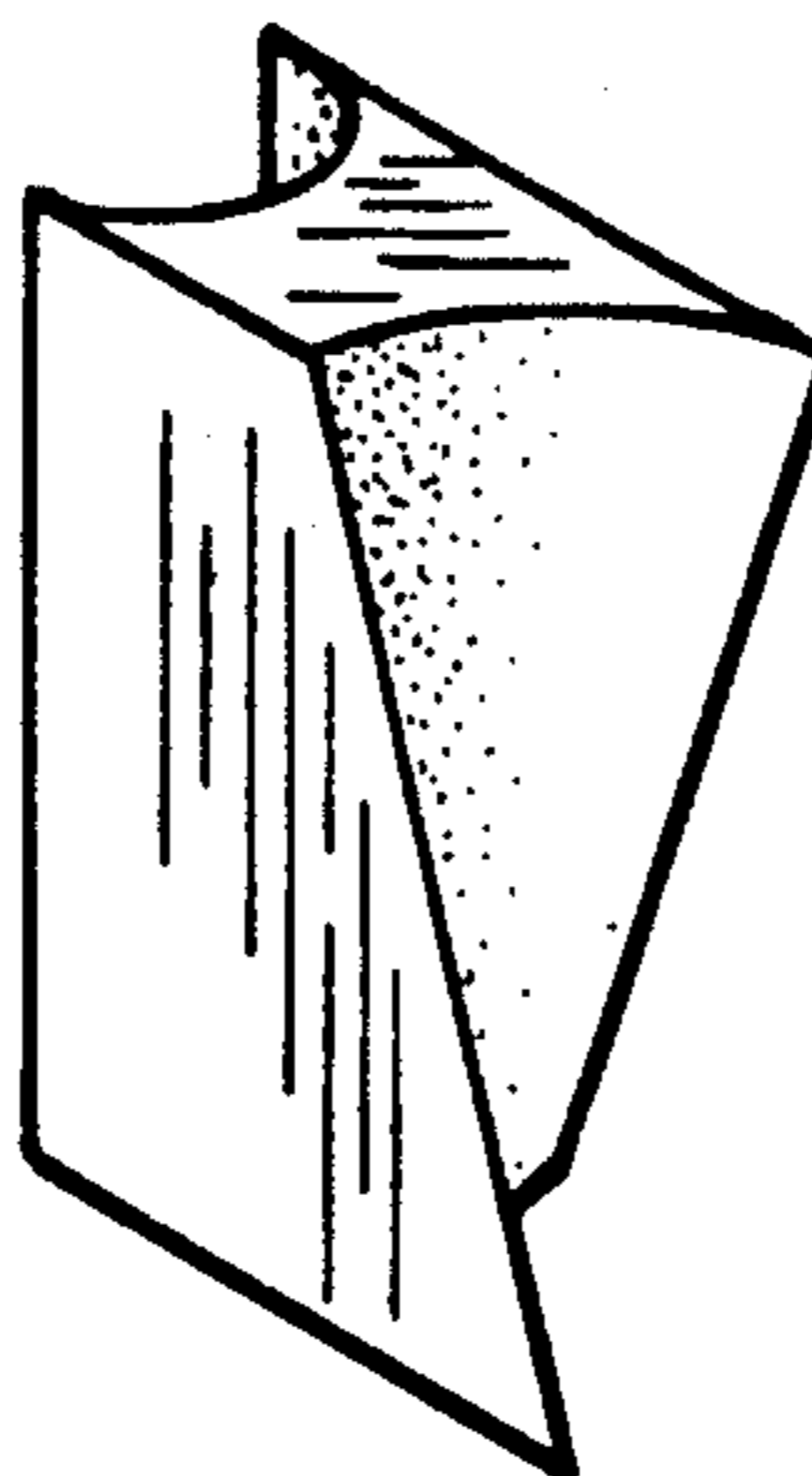


FIG. 3

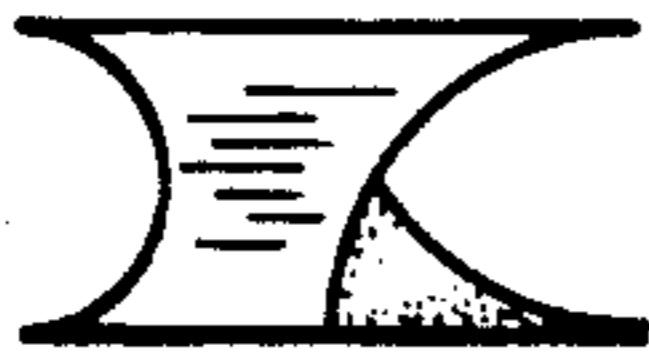


FIG. 4



FIG. 1

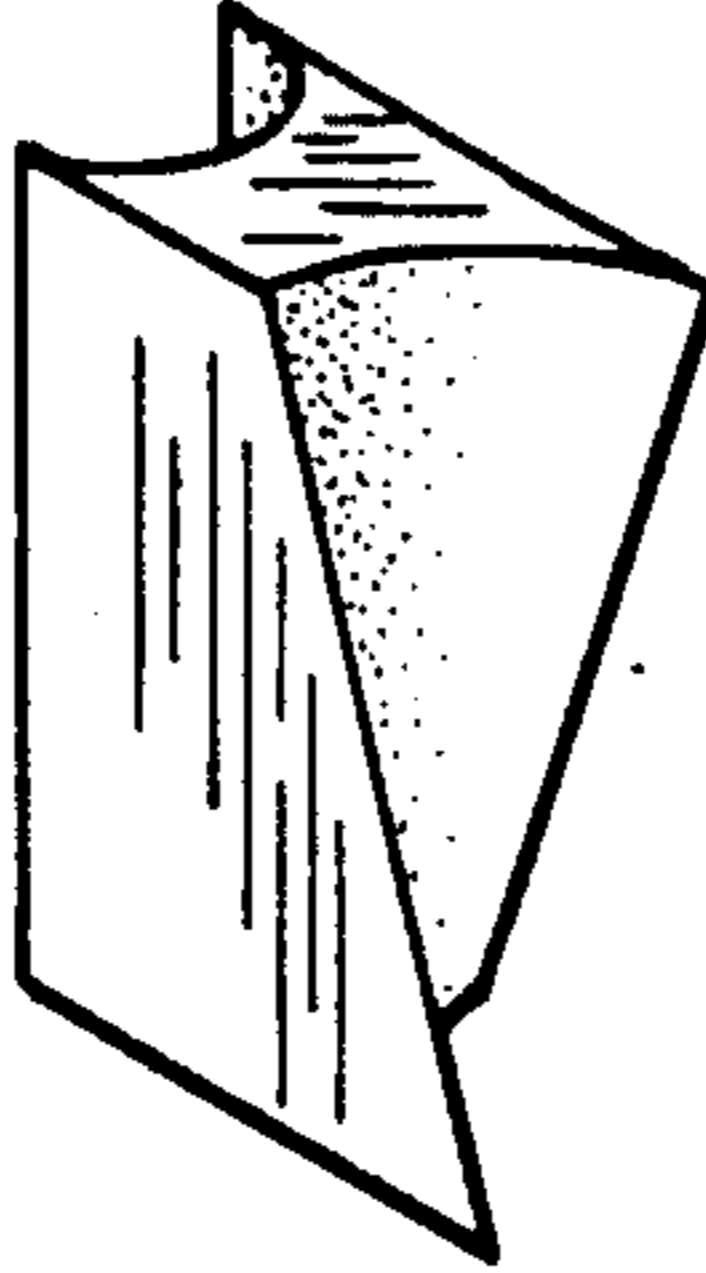


FIG. 2

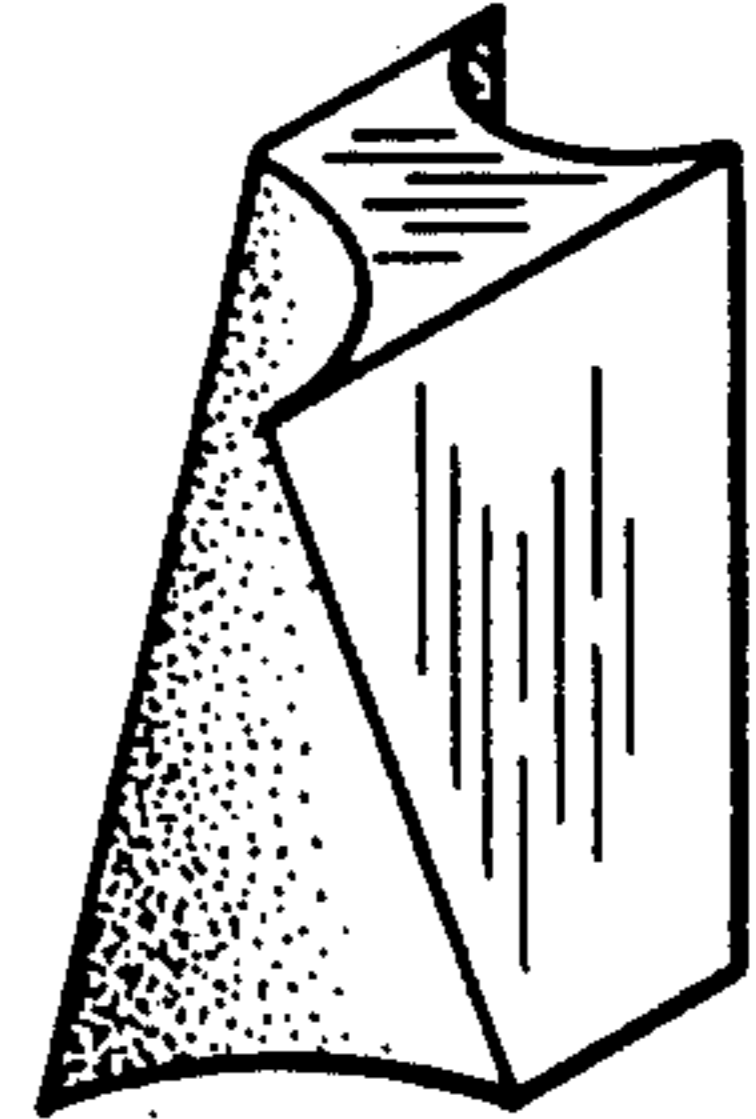


FIG. 5




FIG. 6

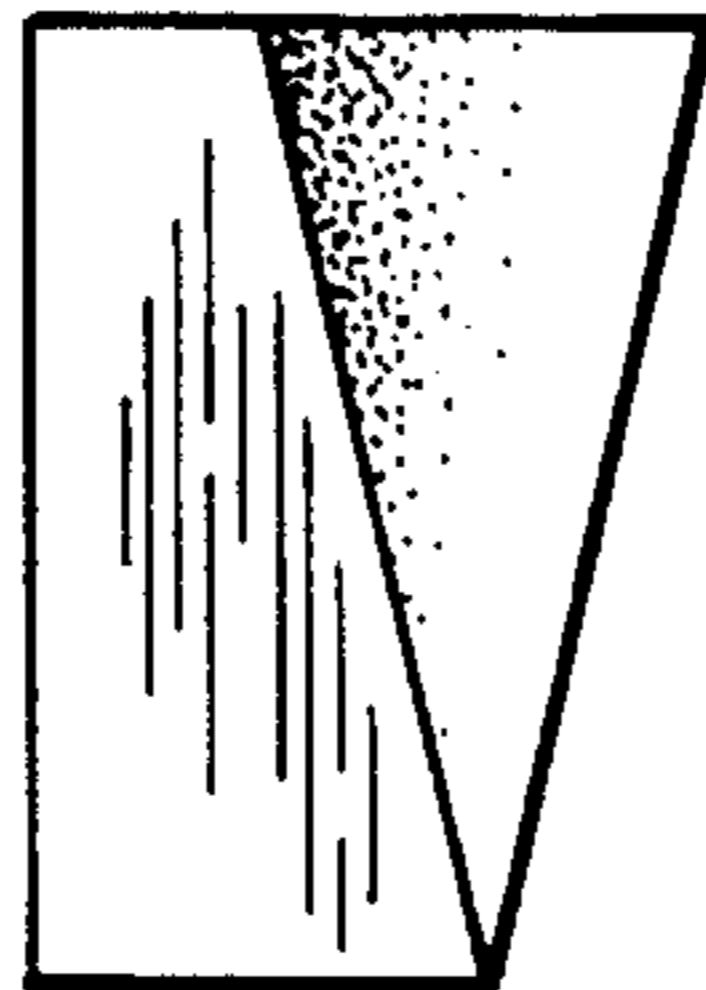


FIG. 7

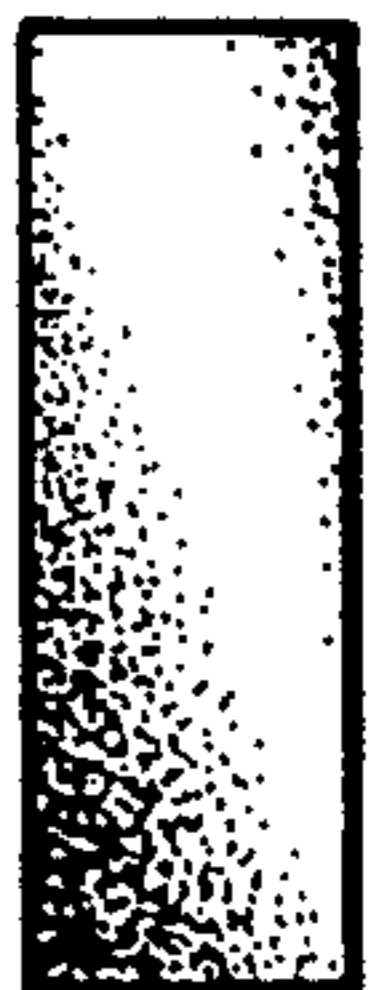


FIG. 8




FIG. 9



FIG. 10

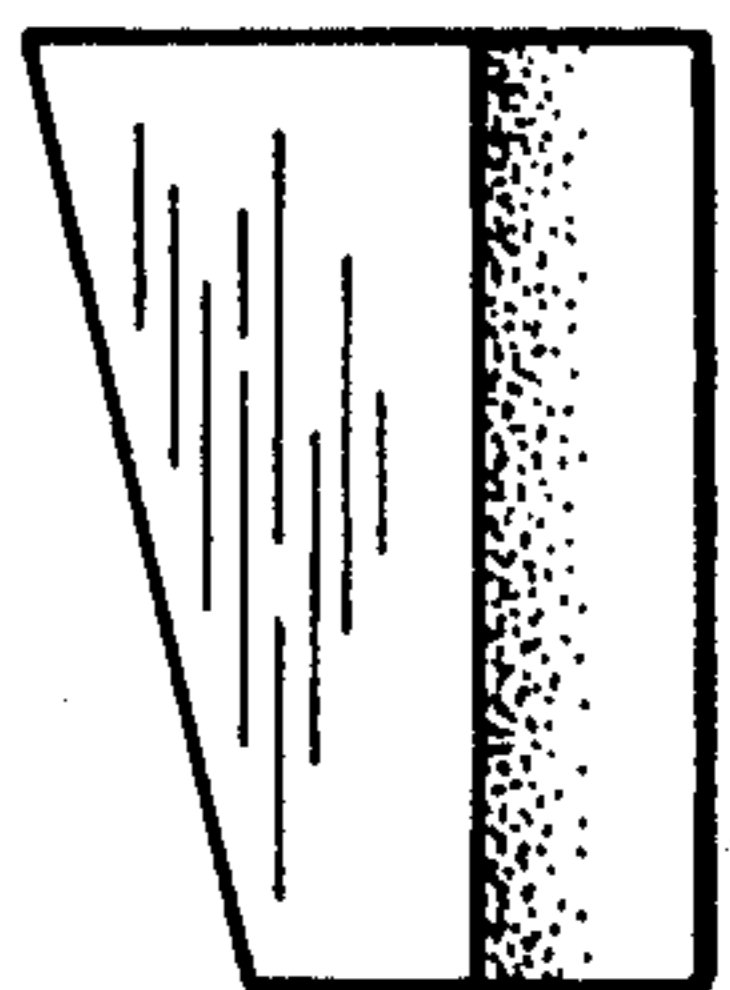


FIG. 11




FIG. 12




FIG. 13

