



US00D333226S

# United States Patent [19]

[11] Patent Number: **Des. 333,226**

Morris

[45] Date of Patent: **\*\* Feb. 16, 1993**

[54] **COMBINED TOY HOLDER AND PLAY AREA MODULE**

D. 322,495 12/1991 Klok ..... D6/466 X

[75] Inventor: **Donald L. Morris**, Mountain View, Calif.

*Primary Examiner*—Alan P. Douglas  
*Assistant Examiner*—Jeffren Asch  
*Attorney, Agent, or Firm*—Edward J. Radlo

[73] Assignee: **Magic Edge, Inc.**, Mountain View, Calif.

[57] **CLAIM**

The ornamental design for a combined toy holder and play area module, as shown and described.

[\*\*] Term: **14 Years**

**DESCRIPTION**

[21] Appl. No.: **538,193**

FIG. 1 is a perspective view of a combined toy holder and play area module showing my new design;

[22] Filed: **Jun. 14, 1990**

FIG. 2 is a top plan view;

[52] U.S. Cl. .... **D6/466; D3/30.1**

FIG. 3 is a right side elevational view, the left side being a mirror image thereof;

[58] Field of Search ..... **D6/449, 396, 466, 467, D6/475, 476, 397; D3/30.1, 73, 74; 211/13; 206/562, 564**

FIG. 4 is a front elevational view;

FIG. 5 is a rear elevational view;

[56] **References Cited**

**U.S. PATENT DOCUMENTS**

- D. 248,199 6/1978 Watley et al. .... D6/467
- D. 310,731 9/1990 Lieptz ..... D3/30.1
- D. 314,866 2/1991 Scott ..... D3/30.1 X
- D. 321,283 11/1991 Melk ..... D3/73 X

FIG. 6 is a bottom plan view; and,

FIG. 7 is a reduced top plan view thereof, the broken line showings of additional modules being for illustrative purposes only and forming no part of the claimed design.

FIGS. 2-6 have been shown on an enlarged scale with respect to FIG. 1.




FIG. 1




FIG. 2

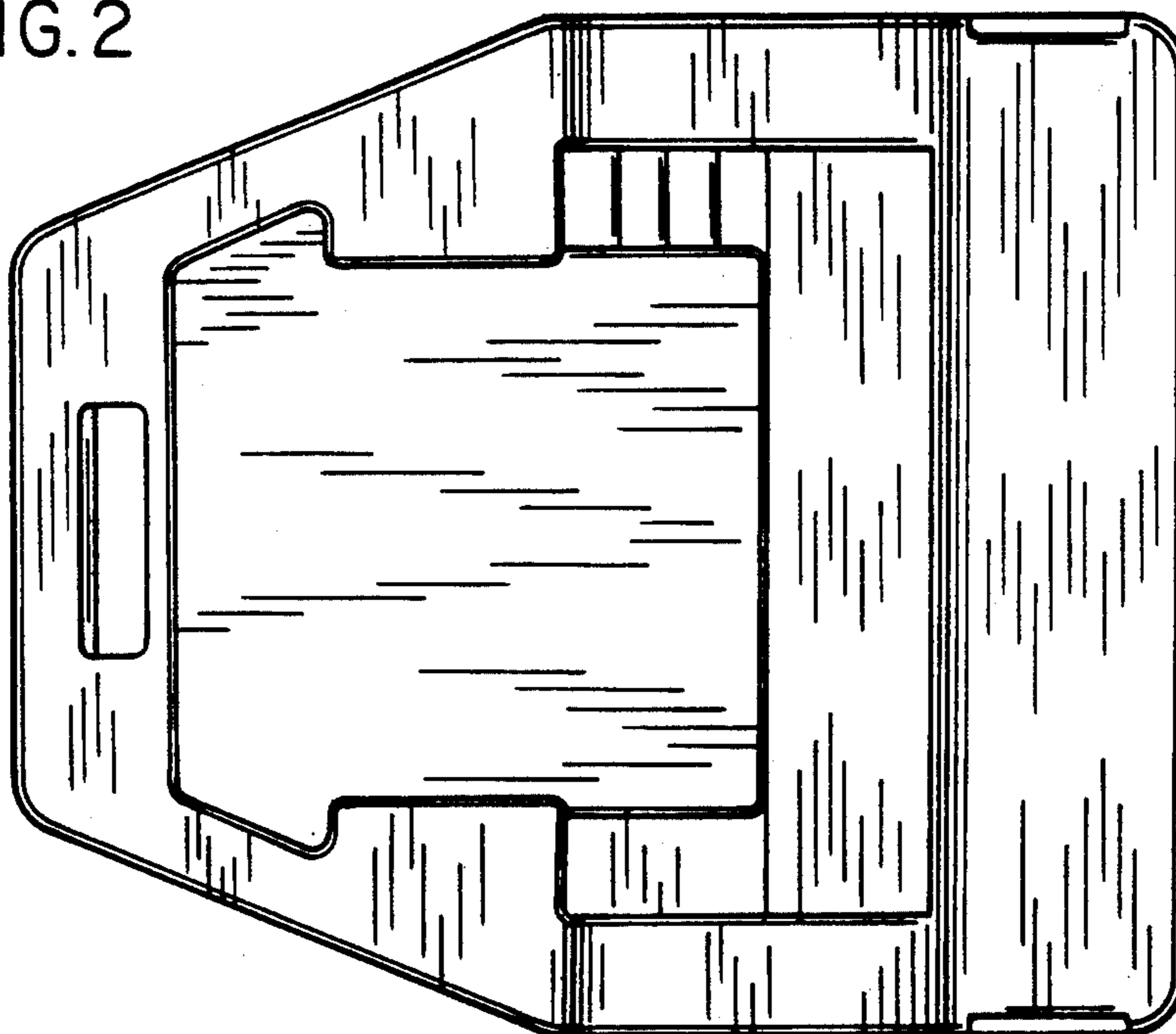


FIG. 3




FIG. 4

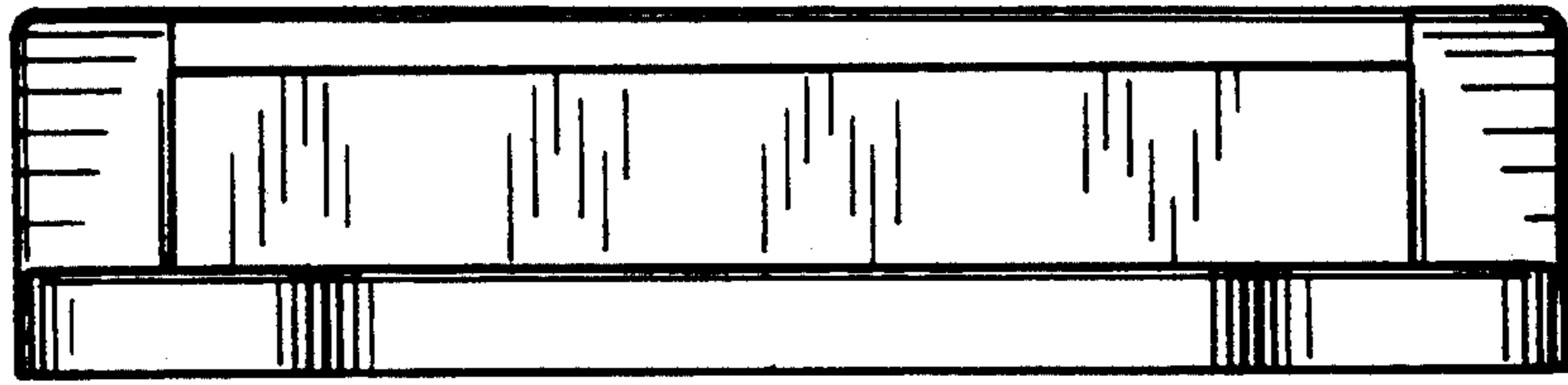


FIG. 5



FIG. 6

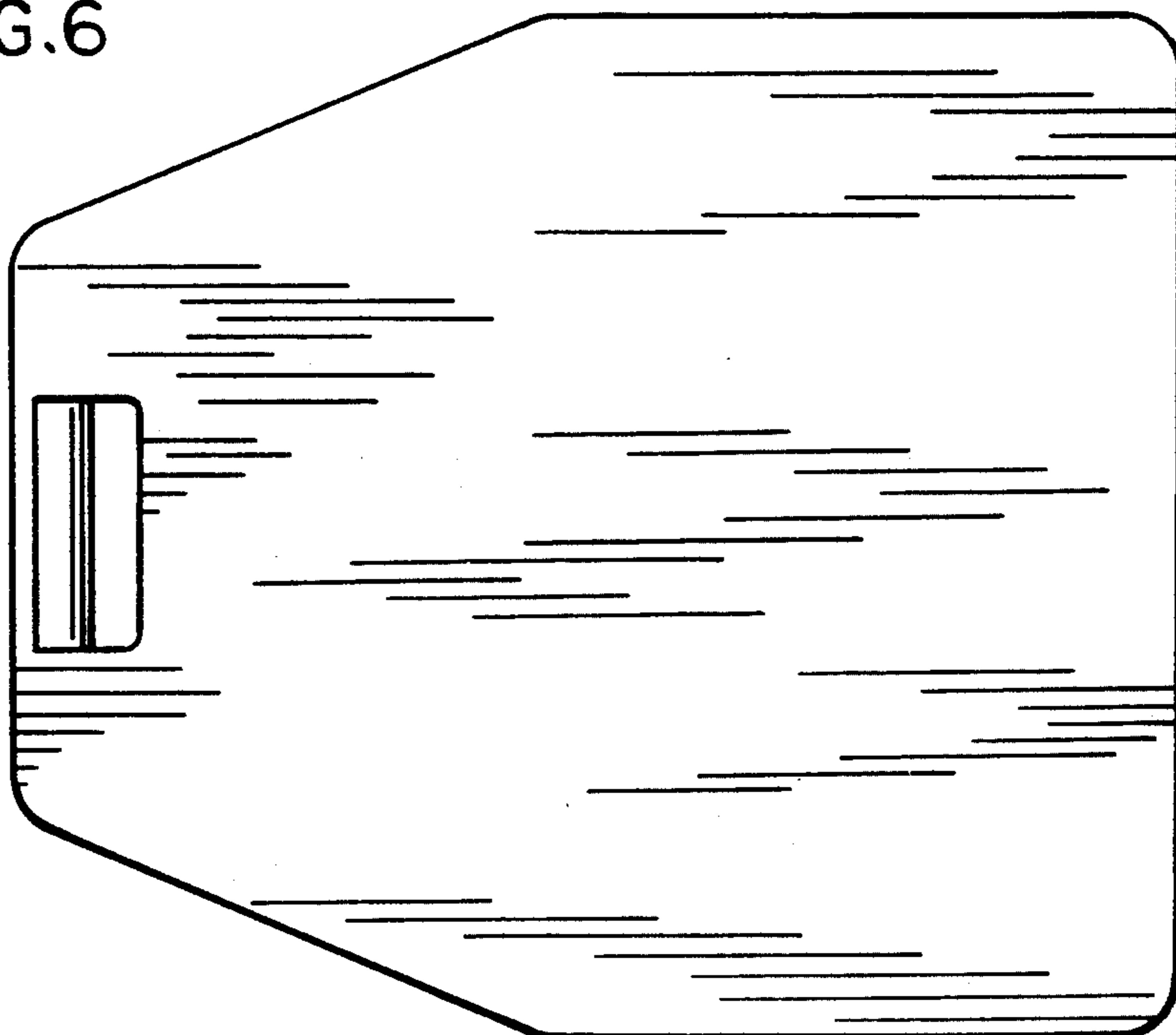


FIG. 7

