



US00D333218S

# United States Patent [19]

[11] Patent Number: **Des. 333,218**

**Murry**

[45] Date of Patent: **\*\* Feb. 16, 1993**

[54] CHAIR

D. 304,885 12/1989 Wilson ..... D6/379  
D. 320,895 10/1991 Frinier ..... D6/379  
4,545,615 10/1985 Kane ..... 297/418 X

[75] Inventor: **Edsel E. Murry, Coldwater, Miss.**

[73] Assignee: **Chromcraft Furniture Corporation, Senatobia, Miss.**

*Primary Examiner*—Alan P. Douglas  
*Assistant Examiner*—Monica A. Hannon  
*Attorney, Agent, or Firm*—Wolf, Greenfield & Sacks

[\*\*] Term: **14 Years**

[21] Appl. No.: **529,523**

[57] **CLAIM**

[22] Filed: **May 29, 1990**

The ornamental design for a chair, as shown and described

[52] U.S. Cl. .... **D6/366**

[58] Field of Search ..... **D6/334, 366, 379; 297/418**

**DESCRIPTION**


[56] **References Cited**


**U.S. PATENT DOCUMENTS**

D. 193,889 10/1962 Buzzitta ..... D6/334  
D. 236,304 8/1975 Fisher ..... D6/334  
D. 237,769 11/1975 Curtis et al. .... D6/379  
D. 295,002 4/1988 Murry ..... D6/366

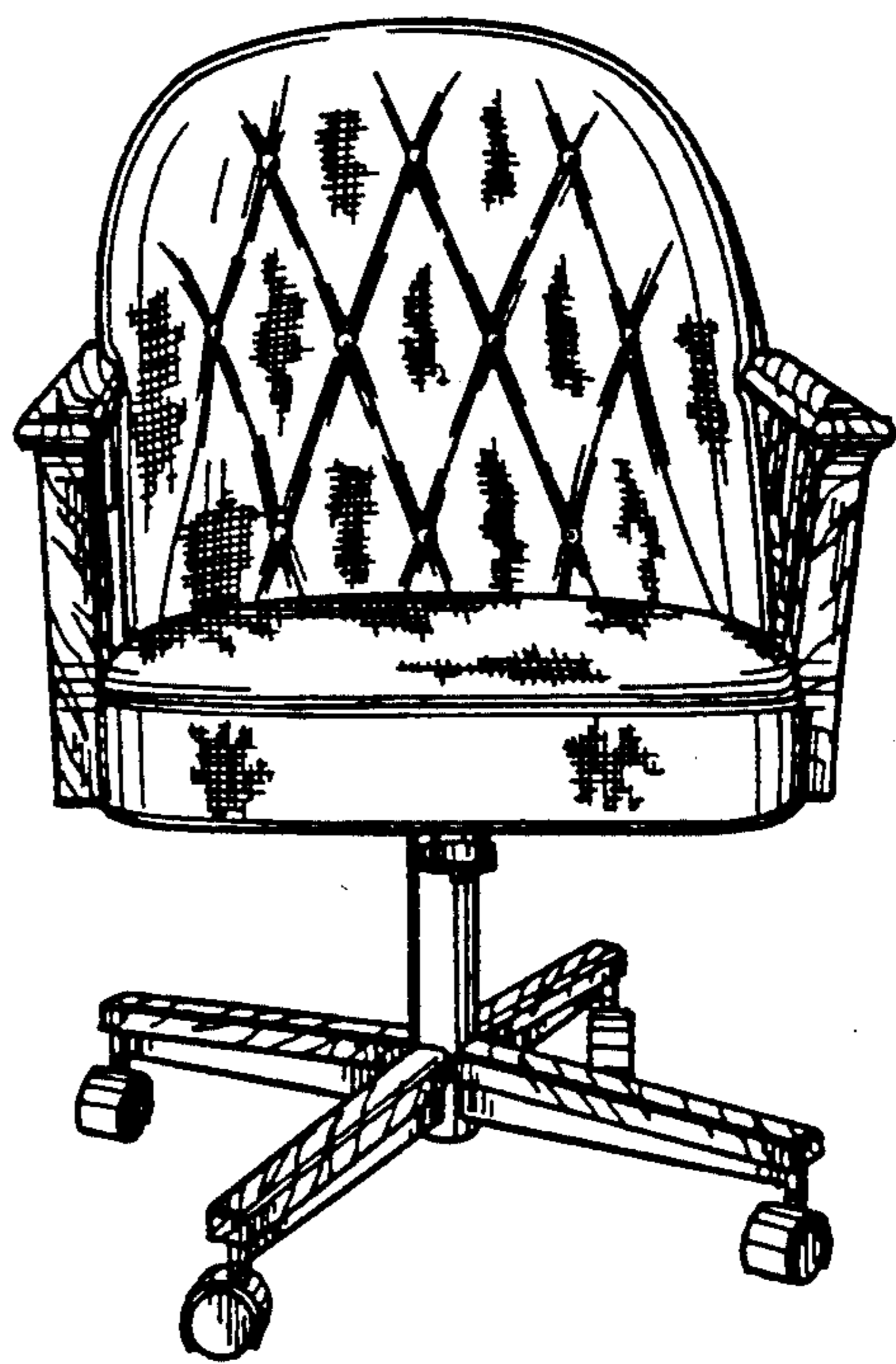
FIG. 1 is a right side perspective view of a chair showing my new design;  
FIG. 2 is a front perspective view thereof;  
FIG. 3 is a rear perspective view thereof; and,  
FIG. 4 is an alternate right side perspective view thereof.

Neither the pattern of the fabric nor the pedestal base forms part of the invention.

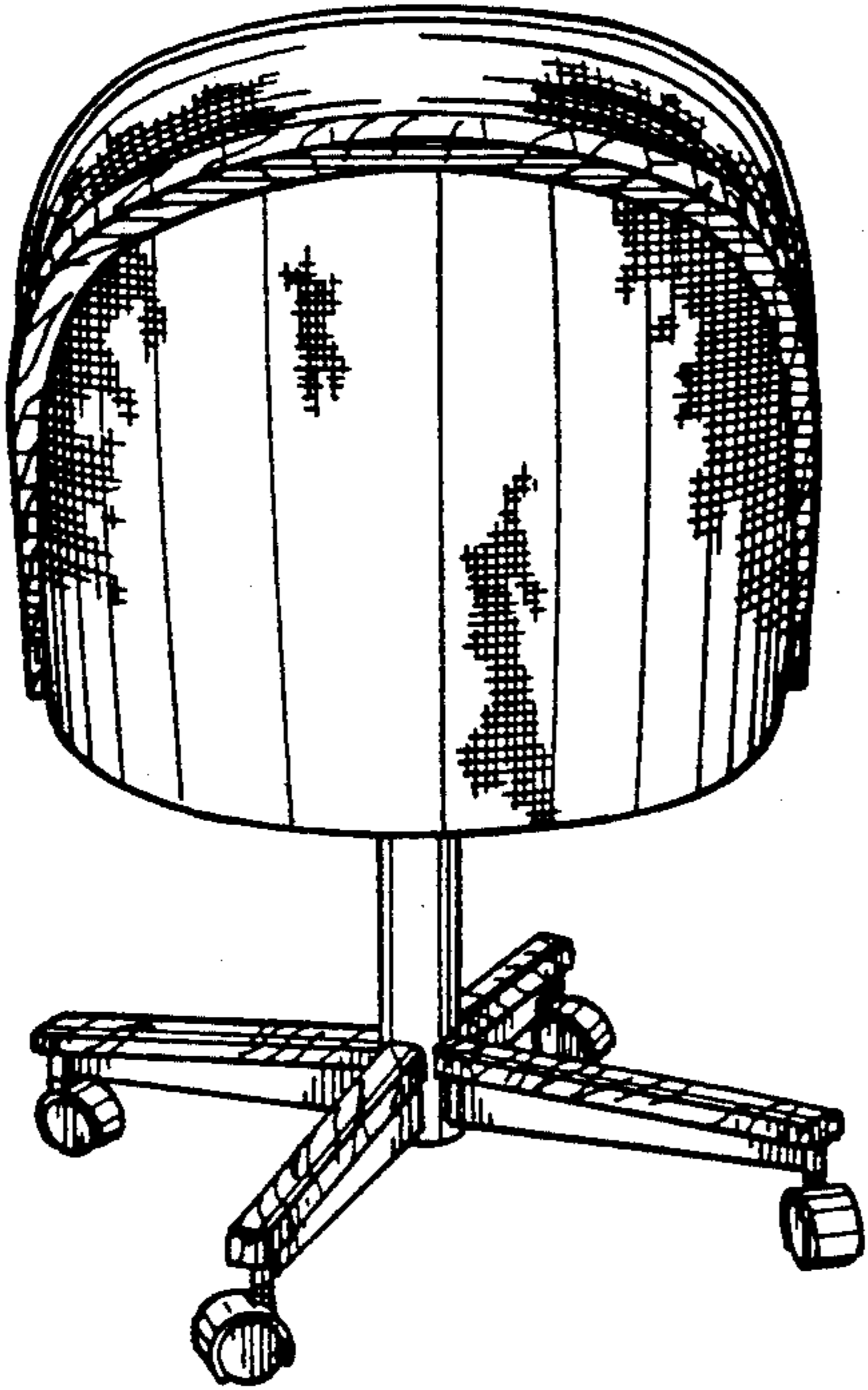




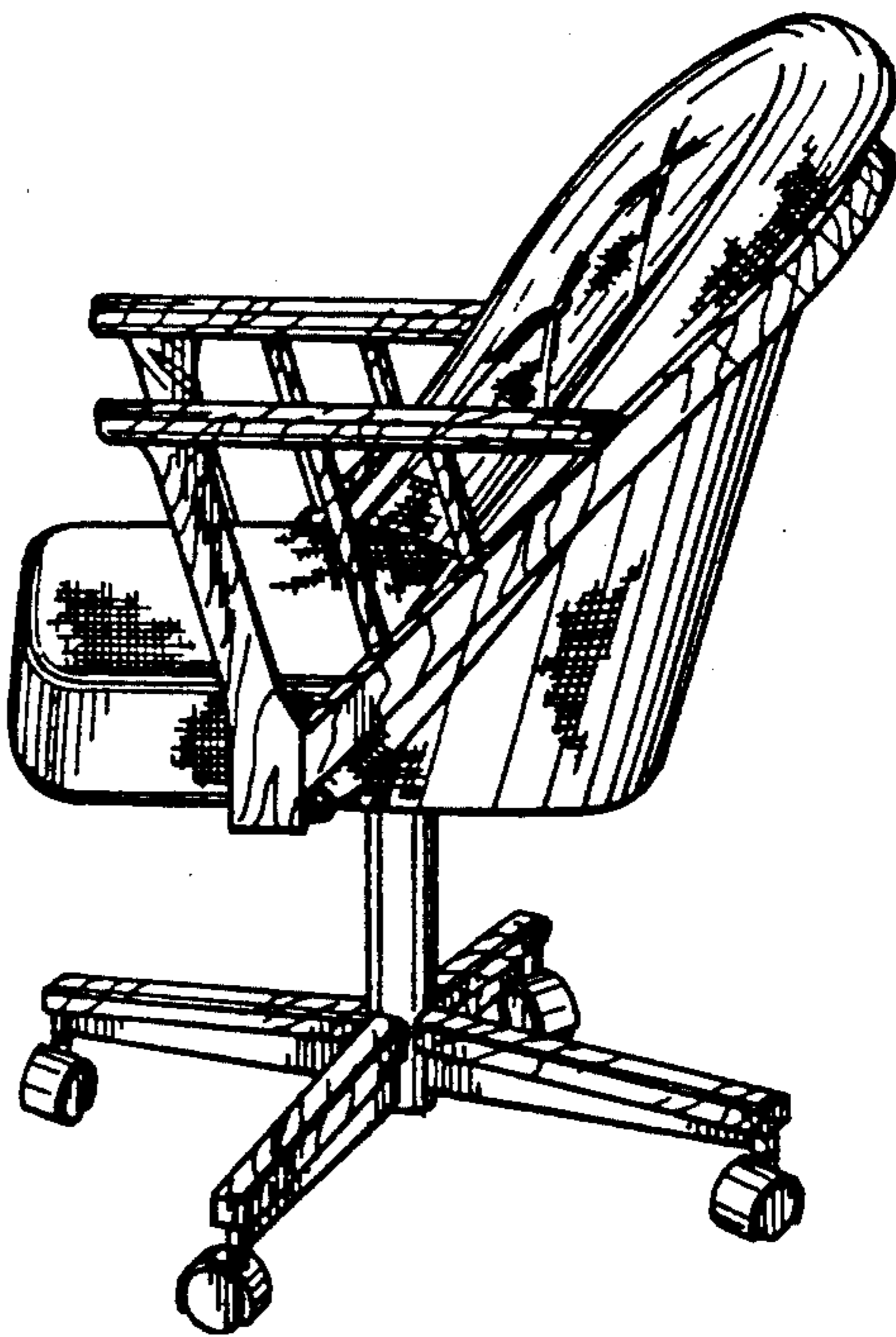
*Fig. 1*



*Fig. 2*



*Fig. 3*



*Fig. 4*