



US00D333208S

# United States Patent [19]

[11] Patent Number: Des. 333,208

Lucas

[45] Date of Patent: \*\* Feb. 16, 1993

[54] **SHOE MIDSOLE PERIPHERY**

[75] Inventor: Robert J. Lucas, Portland, Oreg.

[73] Assignee: Nike, Inc., Beaverton, Oreg.

[\*\*] Term: 14 Years

[21] Appl. No.: 840,987

[22] Filed: Feb. 25, 1992

[52] U.S. Cl. .... D2/314; D2/318

[58] Field of Search ..... D2/264, 265, 271, 277,  
D2/314, 317-321; 36/25 R, 28, 29, 32 R, 43-45,  
83, 84, 89, 101-107, 114, 132, 136

[56] **References Cited**

**U.S. PATENT DOCUMENTS**

D. 316,324	4/1991	Rogers	.....	D2/320
D. 321,585	11/1991	Rogers	.....	D2/314
D. 322,711	12/1991	Hatfield	.....	D2/314
D. 325,464	4/1992	Smith	.....	D2/314

**OTHER PUBLICATIONS**

Nike 1992 Fall Catalog, Published Dec., 1991, pp. 10 and 32.

Nike 1991 Fall Catalog, Published Dec. 1990, pp. 8 and 38.

*Primary Examiner*—Louis S. Zarfes

*Attorney, Agent, or Firm*—Banner, Birch, McKie & Beckett

[57] **CLAIM**

The ornamental design for a shoe midsole periphery, as shown and described.

**DESCRIPTION**

FIG. 1 is an elevational view of one side of a shoe midsole periphery showing my new design;

FIG. 2 is a cross-section taken along line 2—2 of FIG. 1;

FIG. 3 is an elevational view of the other side of the shoe midsole shown in FIG. 1;

FIG. 4 is a cross-sectional view taken along line 4—4 of FIG. 3;

FIG. 5 is a cross-section taken along line 5—5 of FIG. 3;

FIG. 6 is a cross-section taken along line 6—6 of FIG. 3;

FIG. 7 is an elevational view of the rear of the shoe midsole shown in FIG. 1;

FIG. 8 is an elevational view of the front of the shoe midsole shown in FIG. 1; and,

FIG. 9 is a cross-section taken along line 9—9 of FIG. 1.

The broken line showing of a shoe upper and outsole in FIGS. 1, 3, 7 and 8 is for illustrative purposes only and forms no part of the claimed design.


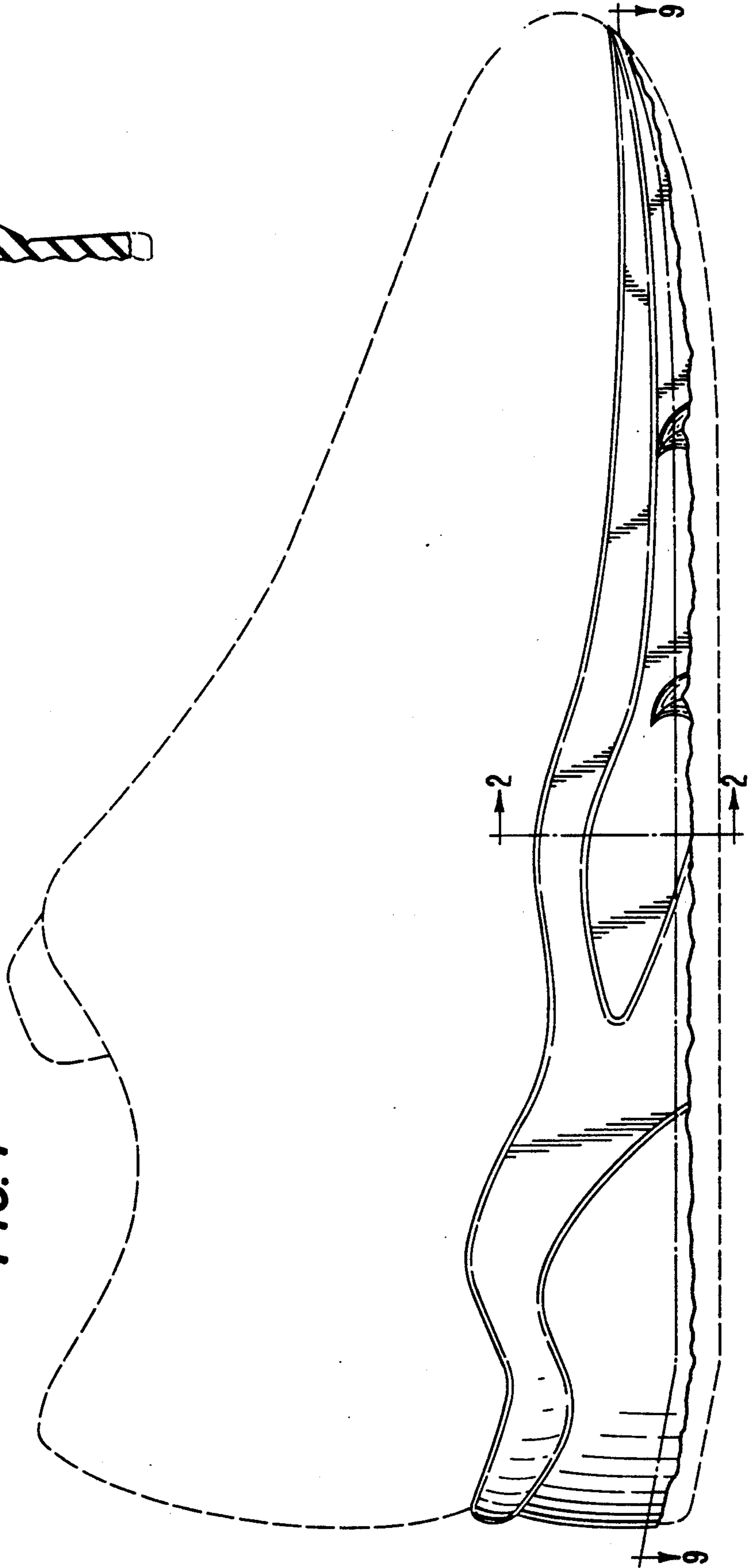
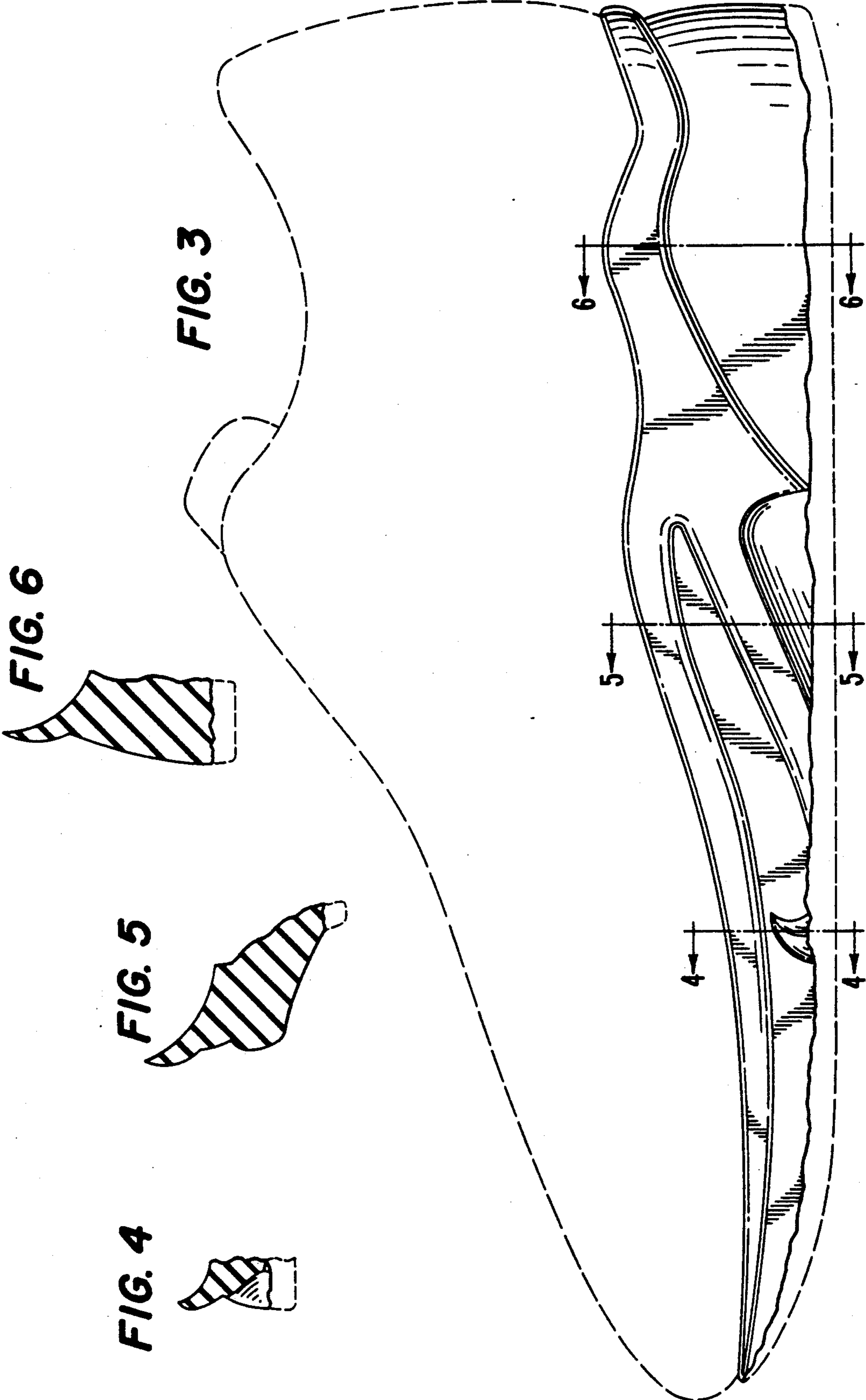


FIG. 2

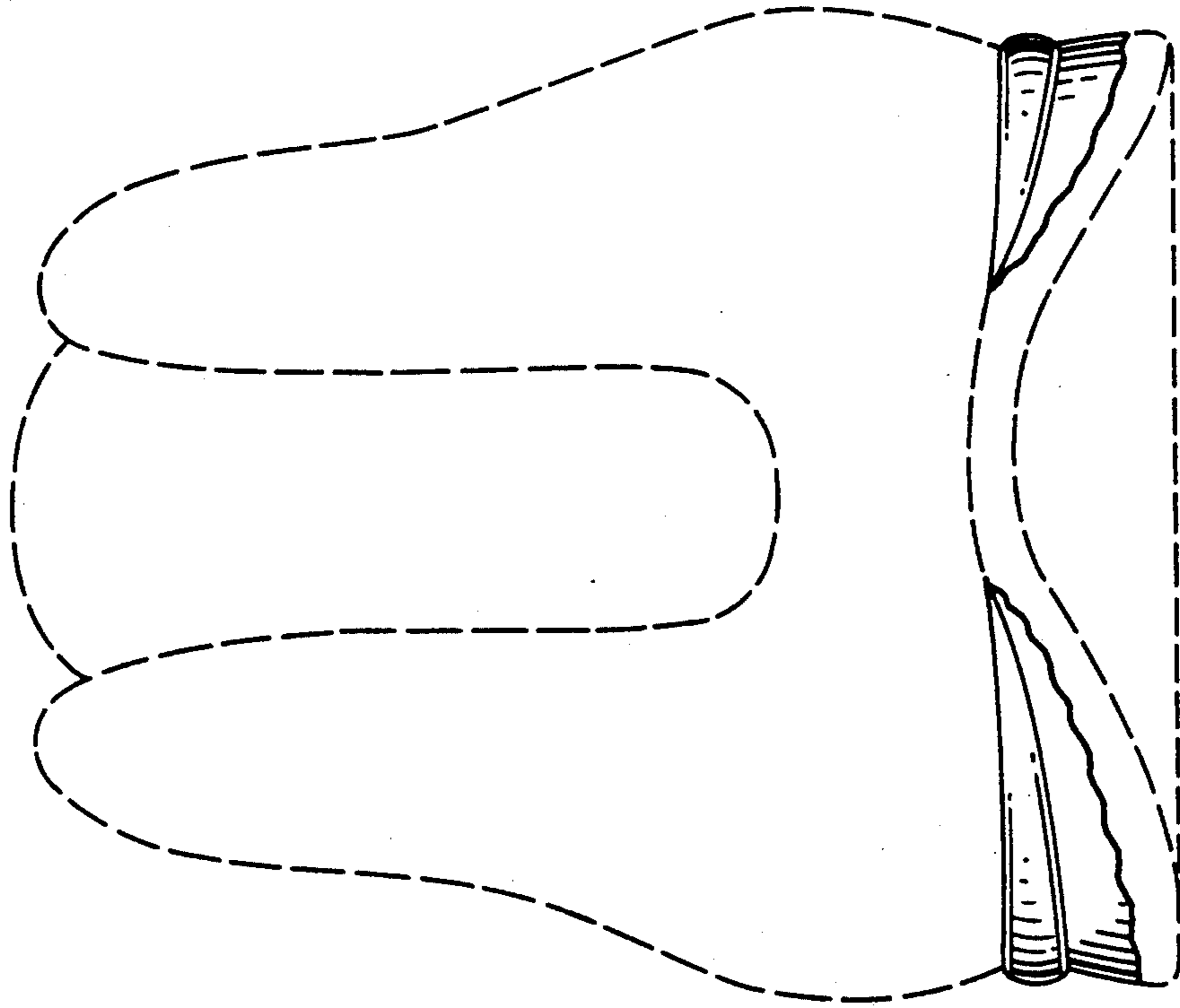


FIG. 1





**FIG. 8**



**FIG. 7**

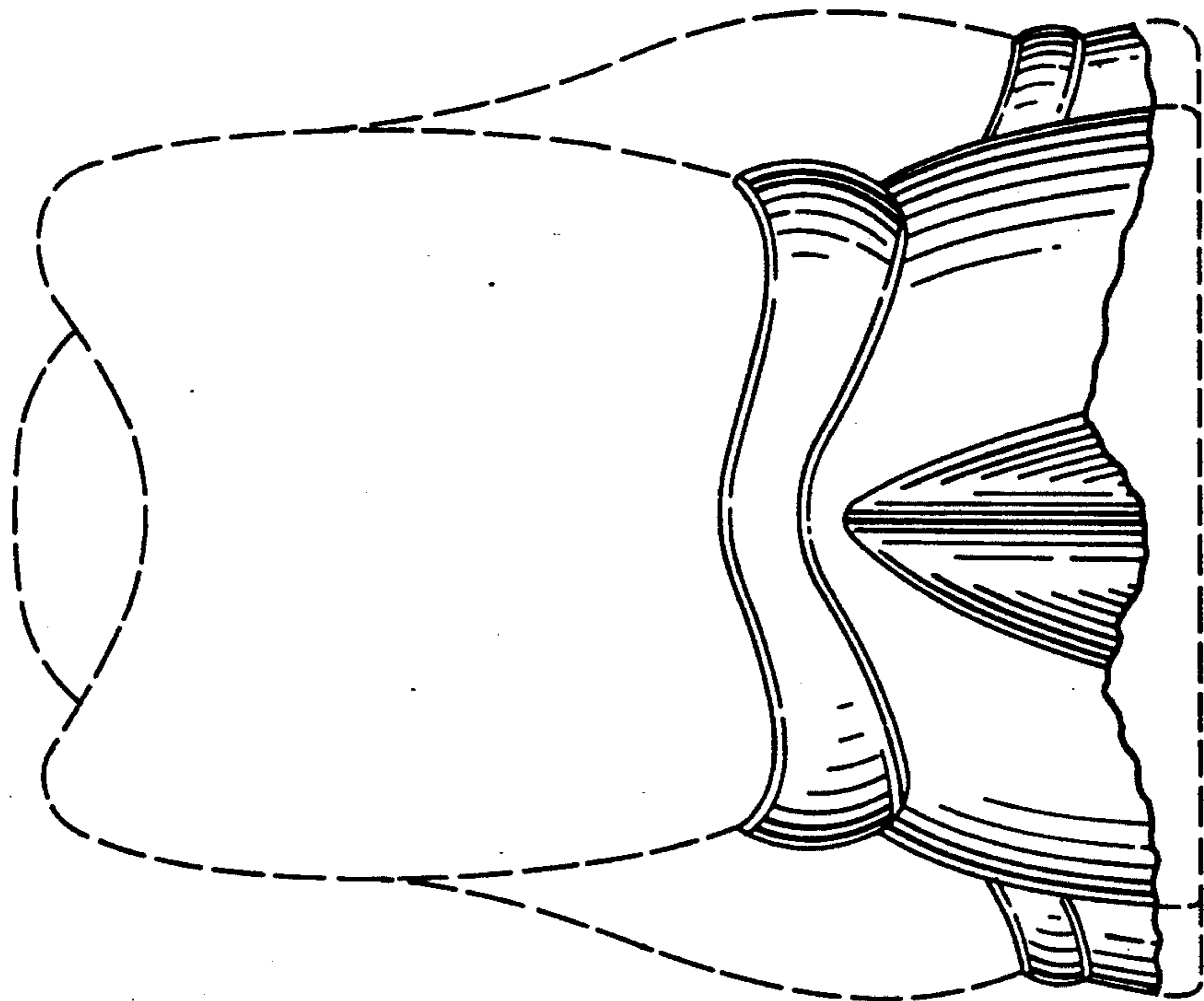


FIG. 9

