



US00D333194S

United States Patent [19]

Moreau et al.

[11] Patent Number: **Des. 333,194**

[45] Date of Patent: **** Feb. 9, 1993**

[54] TIE STALL DIVIDER

[75] Inventors: **Joseph R. Moreau, New Hartford;
John J. Dyer, Westmoreland, both of
N.Y.**

[73] Assignee: **Norbco, Inc., Westmoreland, N.Y.**

[*] Notice: The portion of the term of this patent subsequent to Oct. 27, 2006 has been disclaimed.

[**] Term: **14 Years**

[21] Appl. No.: **617,539**

[22] Filed: **Nov. 23, 1990**

[52] U.S. Cl. **D30/119**

[58] Field of Search 119/27, 15, 147.1, 148,
119/149, 150, 99; D30/119, 114; D21/249;
D25/111, 50-51, 63

[56] **References Cited**

U.S. PATENT DOCUMENTS

D. 187,523	3/1960	Baker	D25/41
D. 203,974	3/1966	Berg	D25/41
D. 273,903	5/1984	Wilcenski et al.	119/27
2,642,037	6/1953	Merrill	119/27
2,974,746	3/1961	Baker	D25/41
3,392,709	7/1968	Janson et al.	119/27

4,217,860	8/1980	Glogler	119/27
4,343,263	8/1982	Glögler	119/27
4,936,258	6/1990	Spinder	119/27
5,069,163	12/1991	Moreau et al.	119/27

FOREIGN PATENT DOCUMENTS

3317450	11/1984	Fed. Rep. of Germany	119/27
8203681	4/1984	Netherlands	119/27

Primary Examiner—A. Hugo Word
Assistant Examiner—CathyAnne MacCormac
Attorney, Agent, or Firm—Wall and Roehrig

[57] **CLAIM**

The ornamental design for a tie stall divider, as shown and described.

DESCRIPTION

FIG. 1 is a left side elevational view of a tie stall divider showing our new design, the right side being a mirror image of the left side shown.
FIG. 2 is a front elevational view thereof;
FIG. 3 is a rear elevational view thereof;
FIG. 4 is a top plan view thereof;
FIG. 5 is a bottom plan view thereof; and,
FIG. 6 is a perspective view thereof.
The broken-line representation of a cow stall in FIG. 1 is for illustrative purposes only, and forms no part of the claimed design.

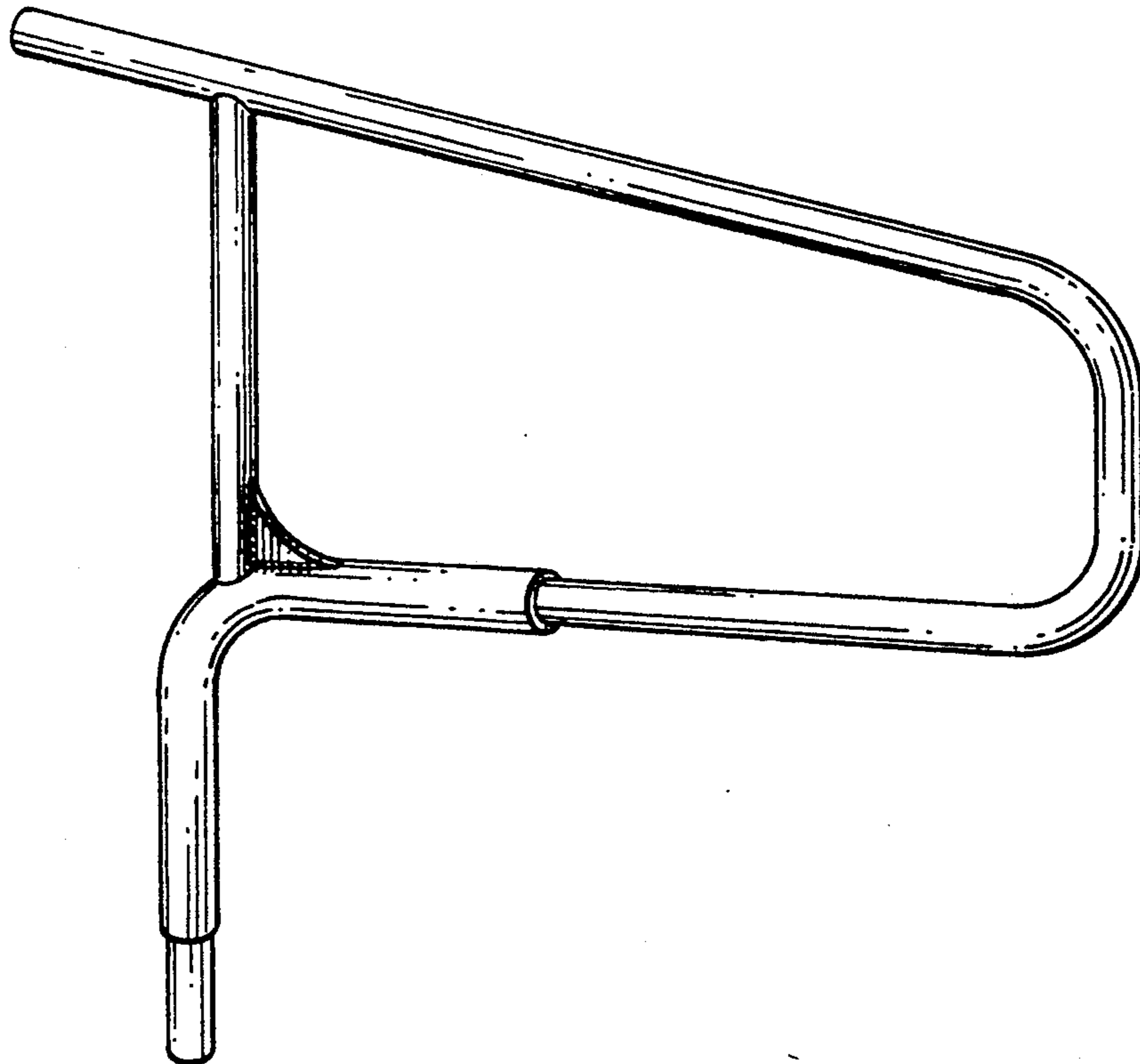




FIG. 4

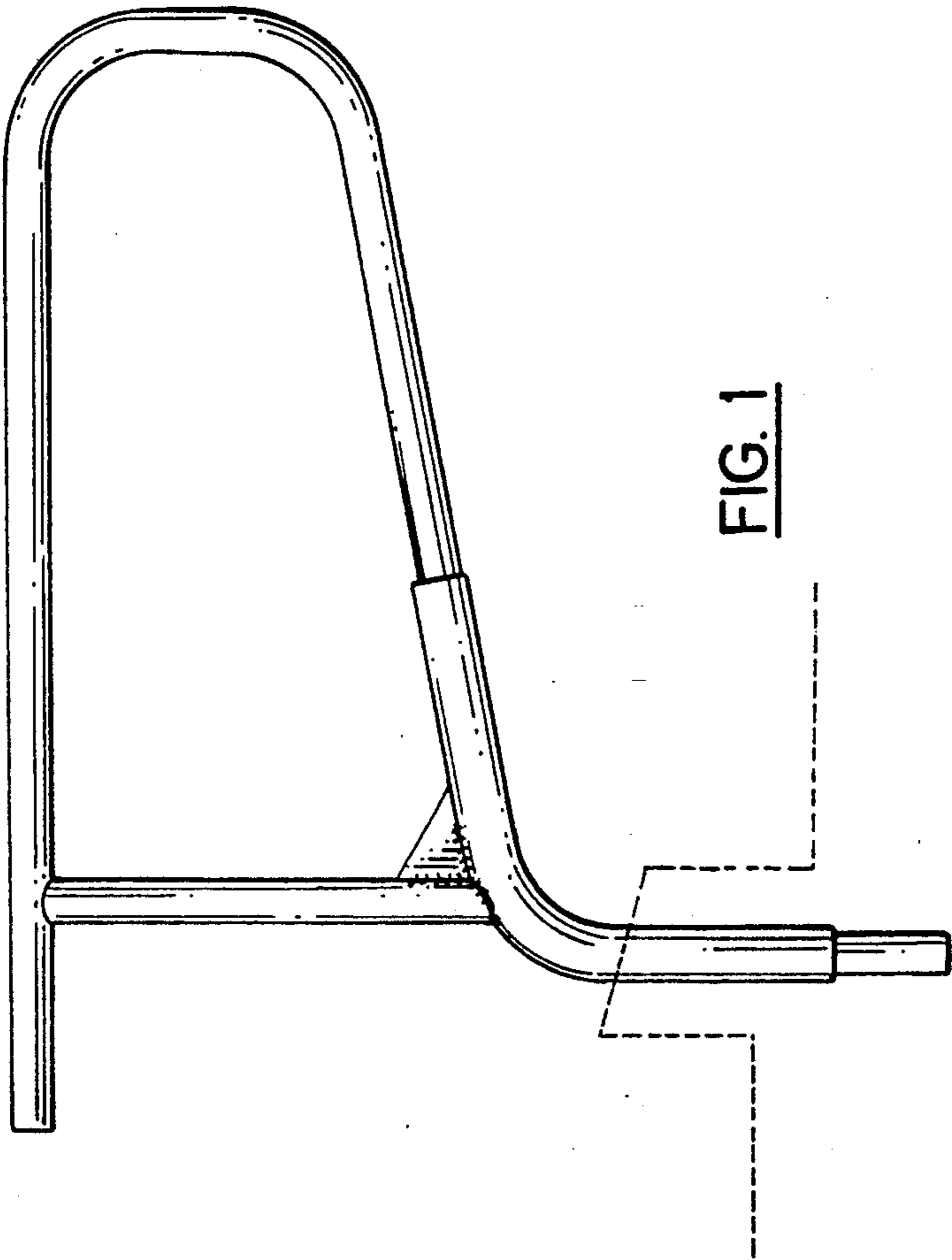


FIG. 1



FIG. 2



FIG. 3



FIG. 5

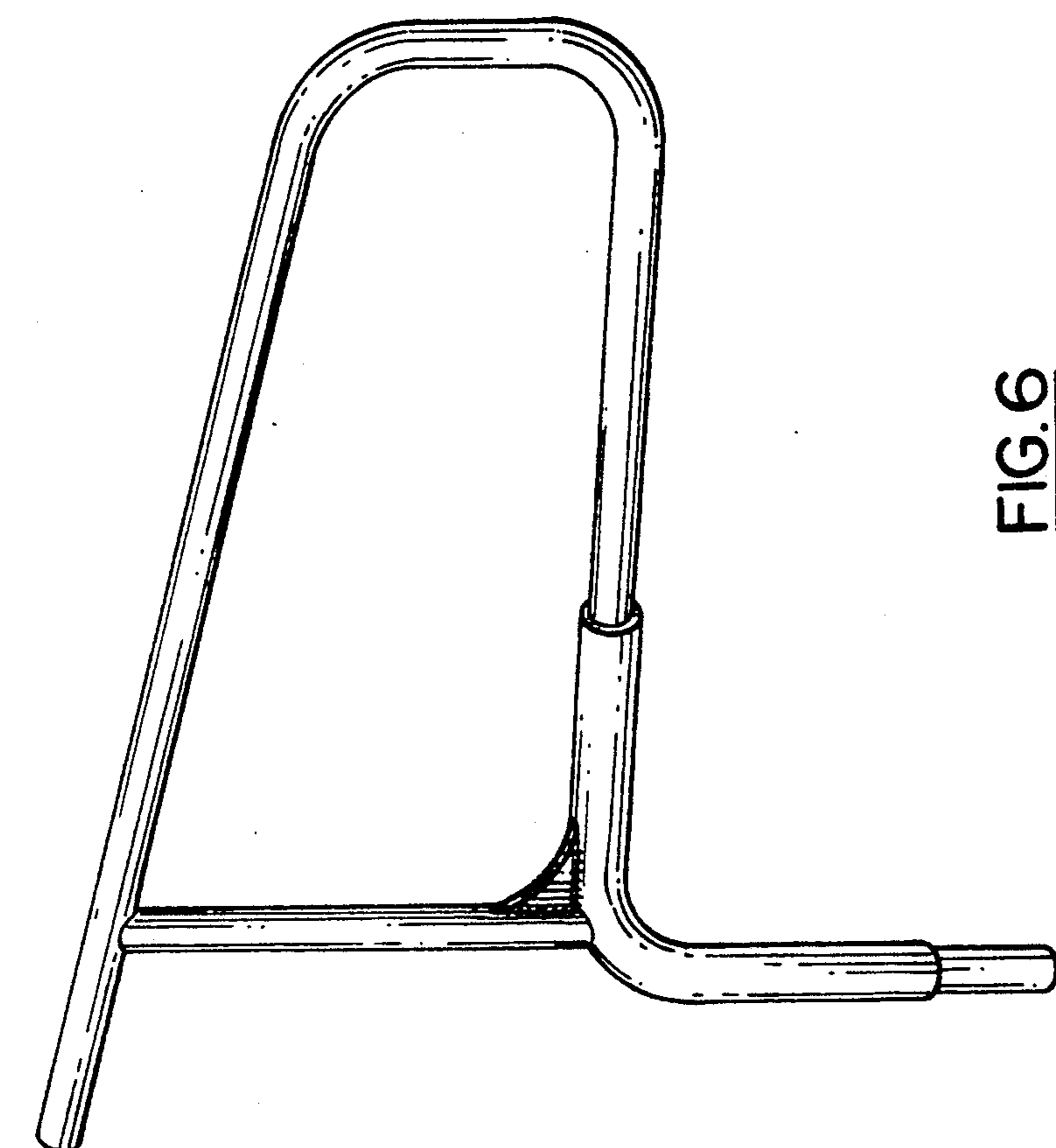


FIG. 6