



US00D333159S

United States Patent [19]

[11] Patent Number: **Des. 333,159**

Peersmann

[45] Date of Patent: **** Feb. 9, 1993**

[54] **COMBINED DESK ACCESSORY HOLDER, CLOCK AND CALCULATOR**

[75] Inventor: **Richard F. M. Peersmann, ET**
Scheveningen, Netherlands

[73] Assignee: **Pollyflame International B.V.,**
Netherlands

[**] Term: **14 Years**

[21] Appl. No.: **541,348**

[22] Filed: **Jun. 21, 1990**

[30] **Foreign Application Priority Data**

Jan. 9, 1990 [IB] Int'l Pat. Institute **DM/015560**

[52] U.S. Cl. **D19/78; D19/83;**
D19/92; D10/2; D18/2

[58] Field of Search **D10/2; D18/7; D19/65,**
D19/75, 77, 78, 81-85, 95, 99, 100; 206/214,
371, 224; 211/69.1-69.9

[56] **References Cited**

U.S. PATENT DOCUMENTS

- D. 112,183 11/1938 Silvers D19/85 X
- D. 139,150 10/1944 Hoffmann D19/84 X
- D. 151,959 12/1948 Bowers D19/85 X

- D. 180,320 5/1957 Doman D19/85
- D. 186,702 11/1959 Bunn D19/84
- D. 255,695 7/1980 Yu D10/2 X
- D. 259,123 5/1981 Macowski D19/84 X
- D. 264,821 6/1982 Henkels D19/85 X
- D. 285,094 8/1986 Li D10/2 X
- D. 286,161 10/1986 Wong D10/2 X
- D. 303,398 9/1989 Lowinger D19/85 X

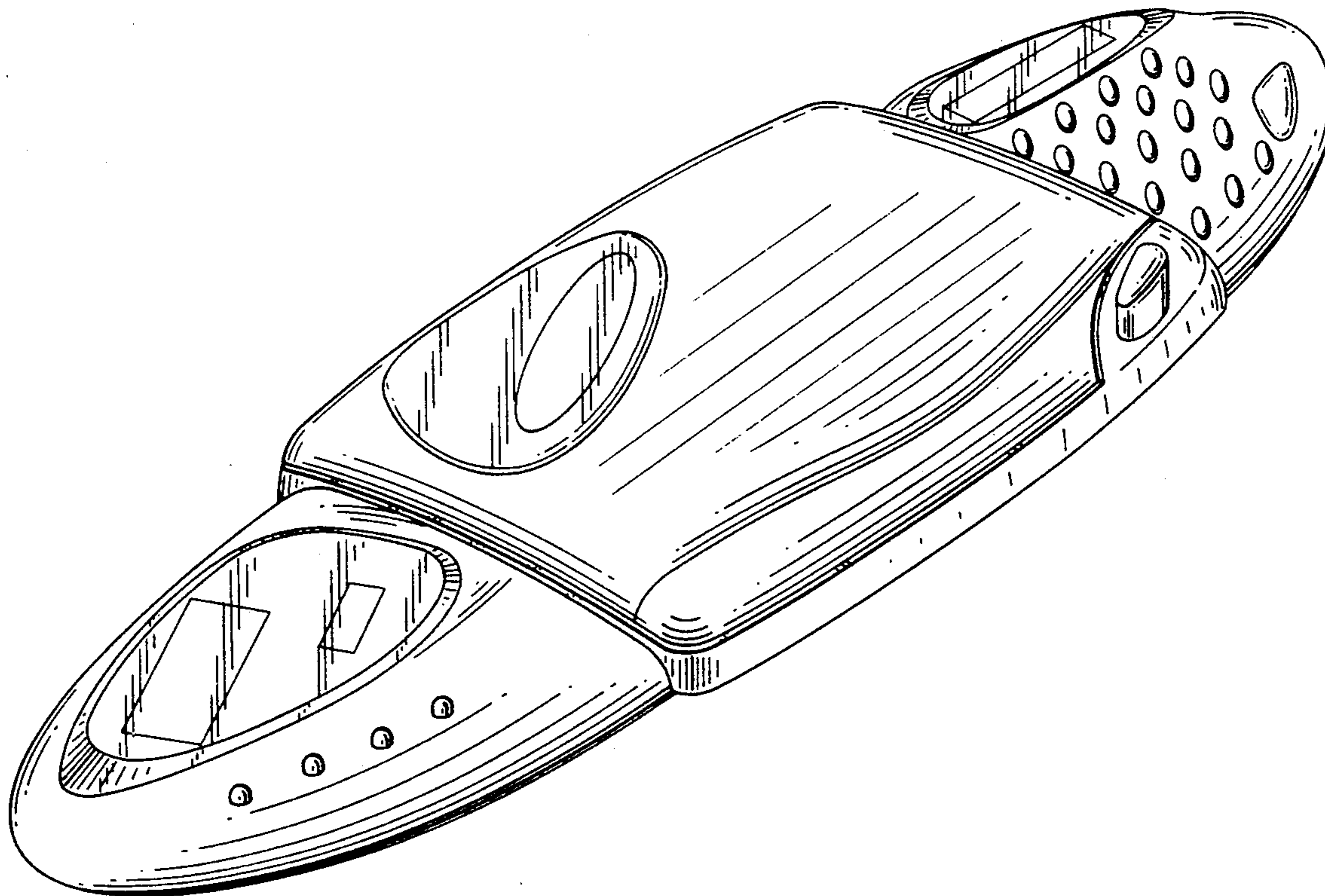
Primary Examiner—Alan P. Douglas
Assistant Examiner—Martha Thompson
Attorney, Agent, or Firm—Burns, Doane, Swecker & Mathis

[57] **CLAIM**

The ornamental design for a combined desk accessory holder, clock and calculator, as shown and described.

DESCRIPTION

FIG. 1 is a top plan view of a combined desk accessory holder, clock and calculator showing my new design; FIG. 2 is a bottom plan view; FIG. 3 is a front elevational view; FIG. 4 is a rear elevational view; FIG. 5 is a right side elevational view; FIG. 6 is a left side elevational view; and, FIG. 7 is a top, left front perspective view thereof.



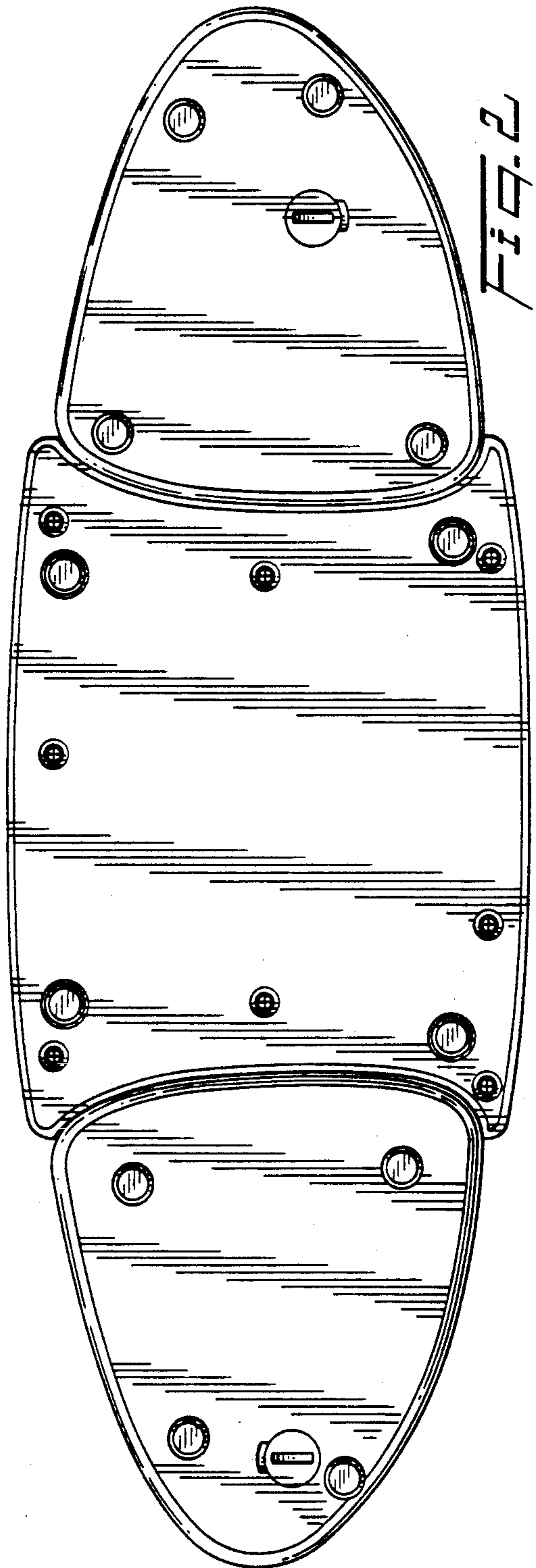
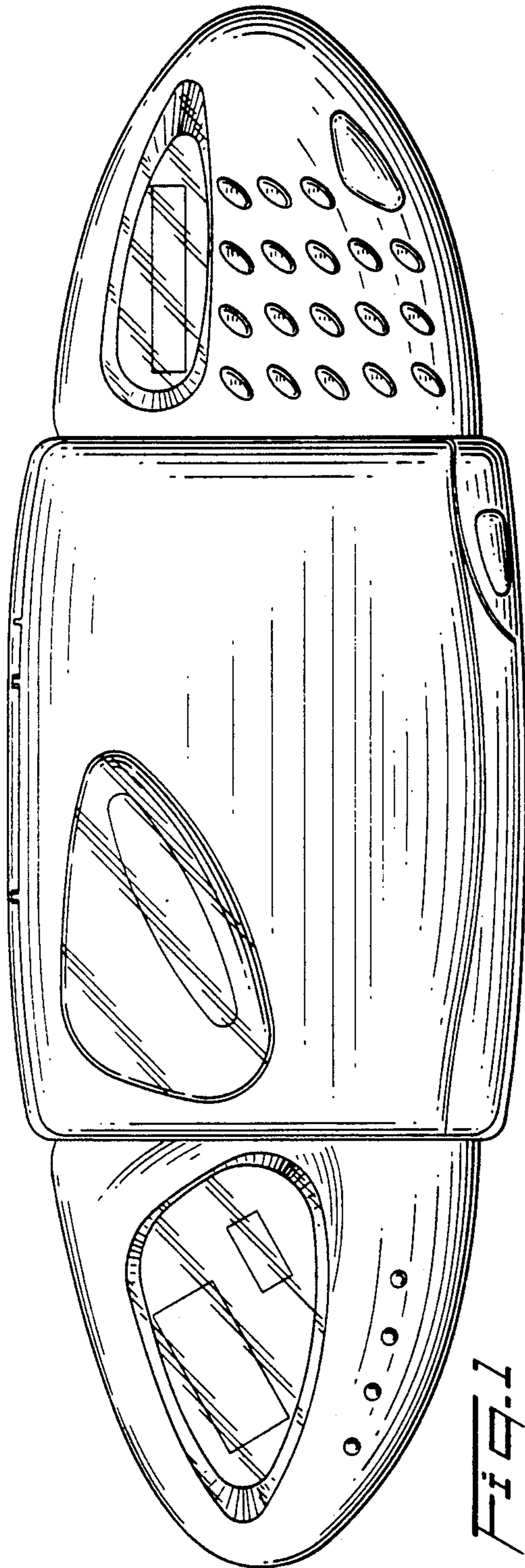


Fig. 3

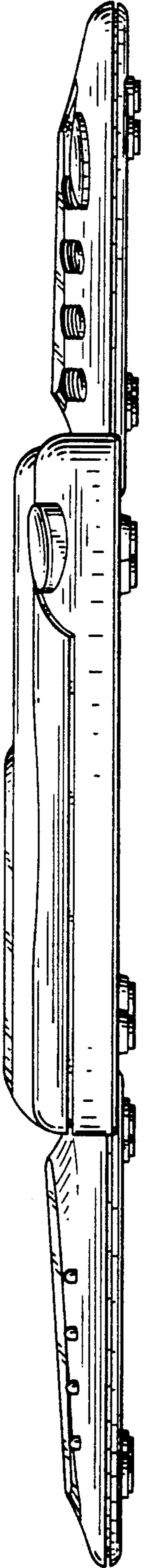


Fig. 4

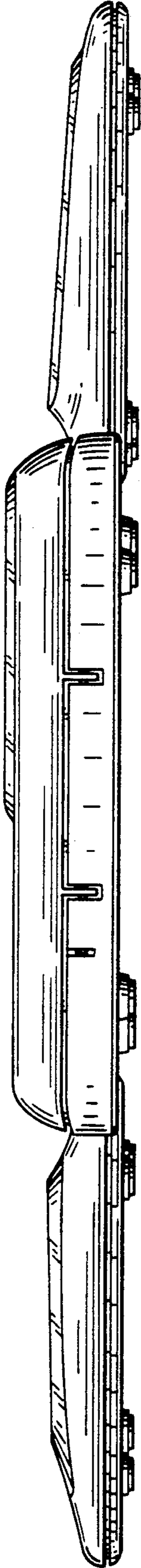


Fig. 5

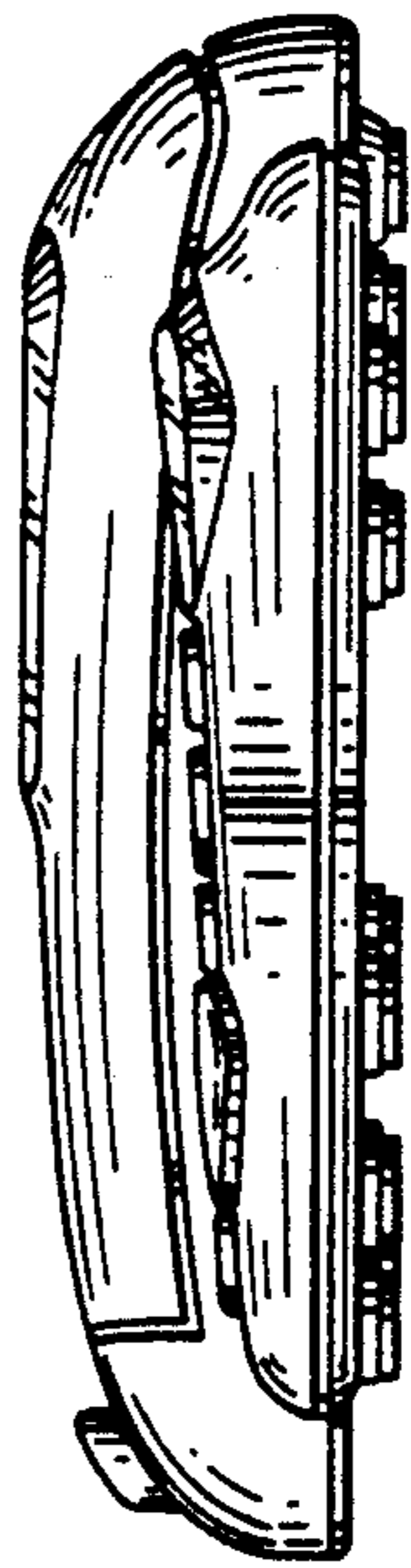


Fig. 6



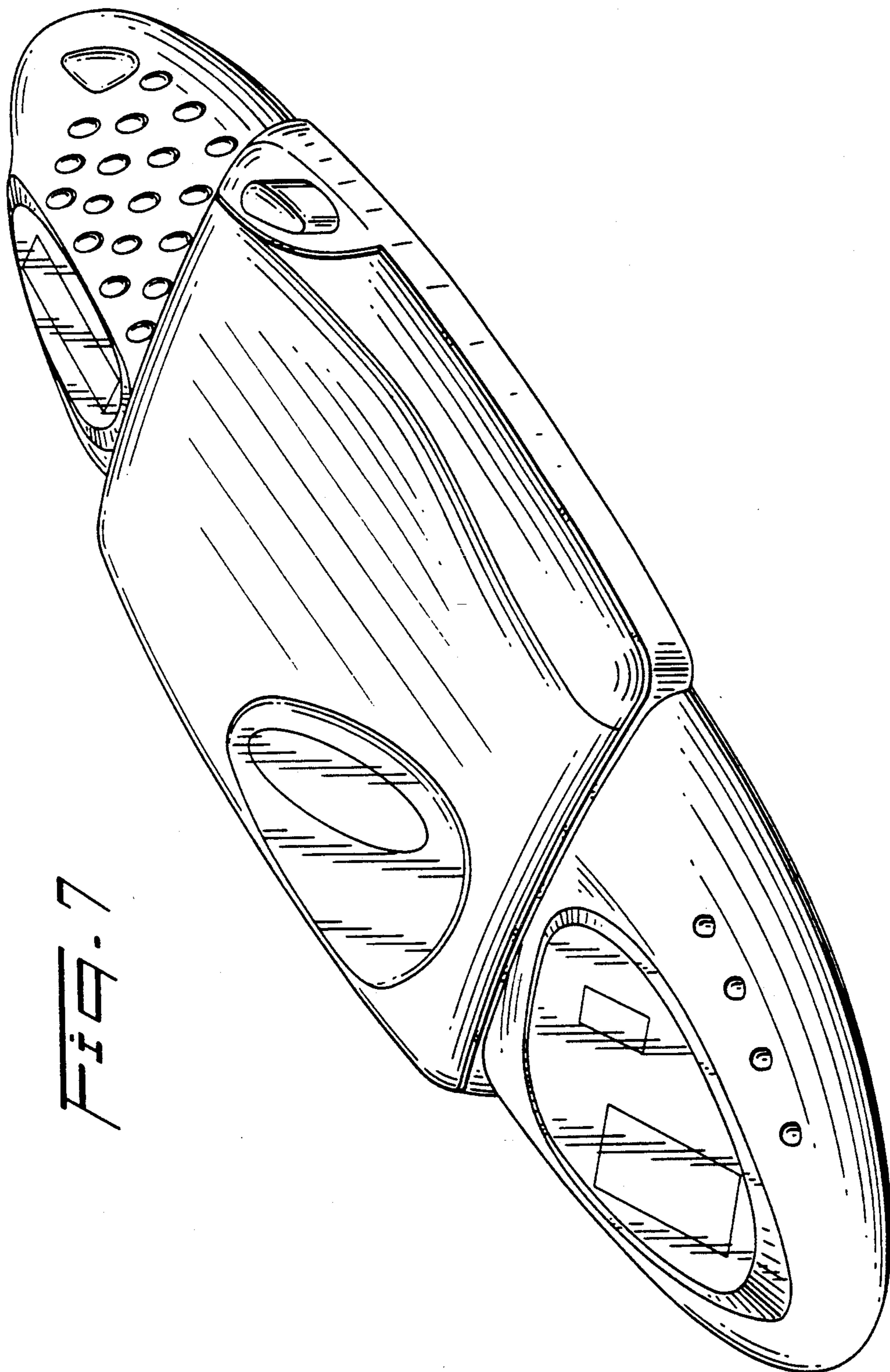


FIG. 7