



US00D333130S

United States Patent [19]

[11] Patent Number: **Des. 333,130**

Amber et al.

[45] Date of Patent: **** Feb. 9, 1993**

[54] **PORTABLE COMPUTER**

D. 310,517 9/1990 Hara et al. D14/106
D. 311,527 10/1990 Fujii et al. D14/106
D. 316,706 5/1991 Imamura et al. D14/106

[75] Inventors: **John M. Amber, Menlo Park;
Michael R. Barry, Palo Alto; Teck
Yong, Mountain View, all of Calif.**

Primary Examiner—Wallace R. Burke
Assistant Examiner—Freda S. Nunn
Attorney, Agent, or Firm—Skjerven, Morrill,
MacPherson, Franklin & Friel

[73] Assignee: **Beaver Computer Corporation, San
Jose, Calif.**

[**] Term: **14 Years**

[57] **CLAIM**

[21] Appl. No.: **660,599**

The ornamental design for a portable computer, as shown and described.

[22] Filed: **Feb. 25, 1991**

[52] U.S. Cl. **D14/106**

DESCRIPTION


[58] Field of Search D14/100, 101, 106, 113,
D14/115; D18/1, 7, 11, 12; 235/145 A, 145 R;
340/700, 706; 341/22, 23; 364/708, 709.04;
361/390, 394

FIG. 1 is a perspective view of a portable computer showing our new design;
FIG. 2 is a top plan view thereof;
FIG. 3 is a bottom plan view thereof;
FIG. 4 is a front elevational view thereof;
FIG. 5 is a left side elevational view thereof, the right side being a mirror image thereof; and,
FIG. 6 is a rear elevational view thereof.

[56] **References Cited**

U.S. PATENT DOCUMENTS

D. 309,603 7/1990 Mizusugi et al. D14/106



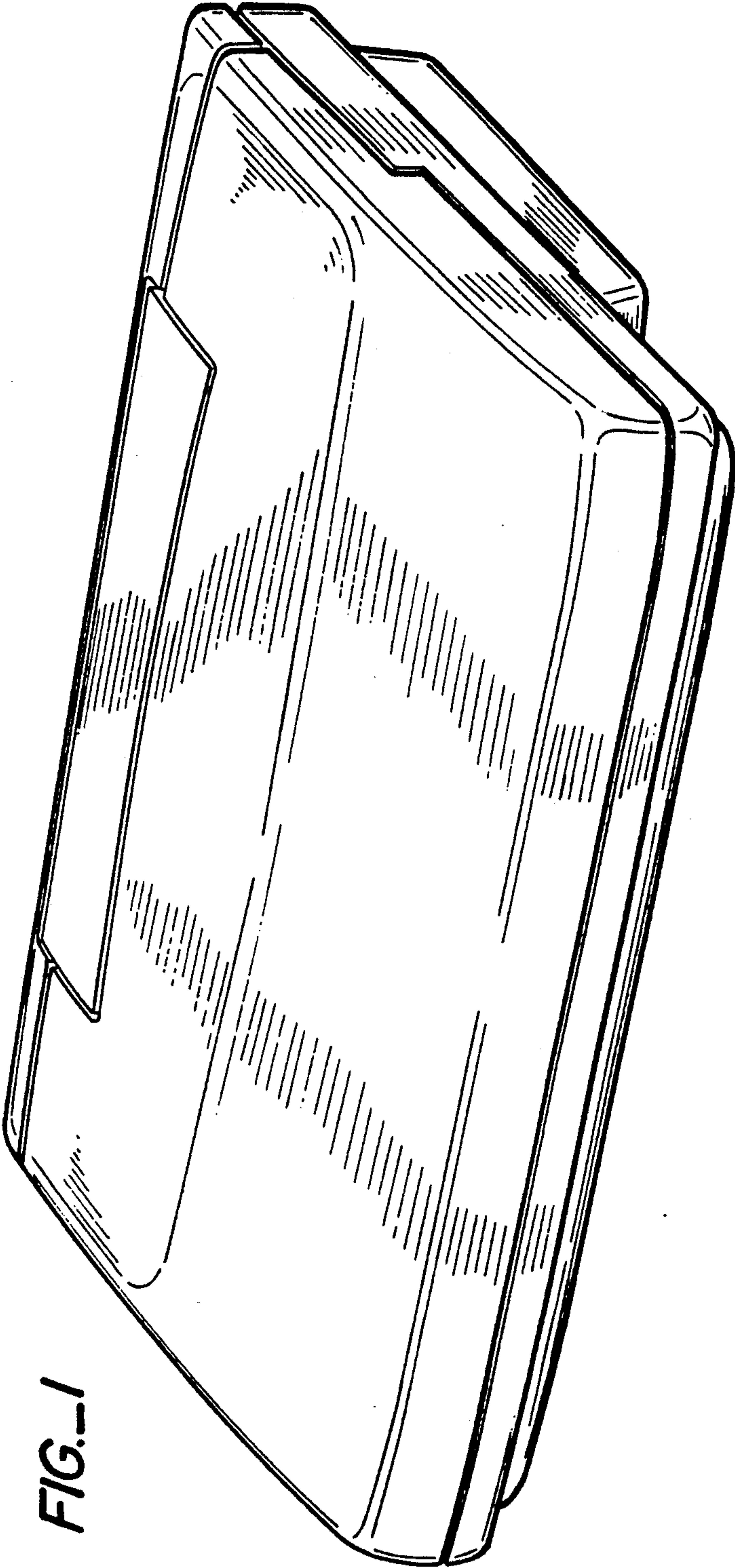


FIG. 1



FIG. 4

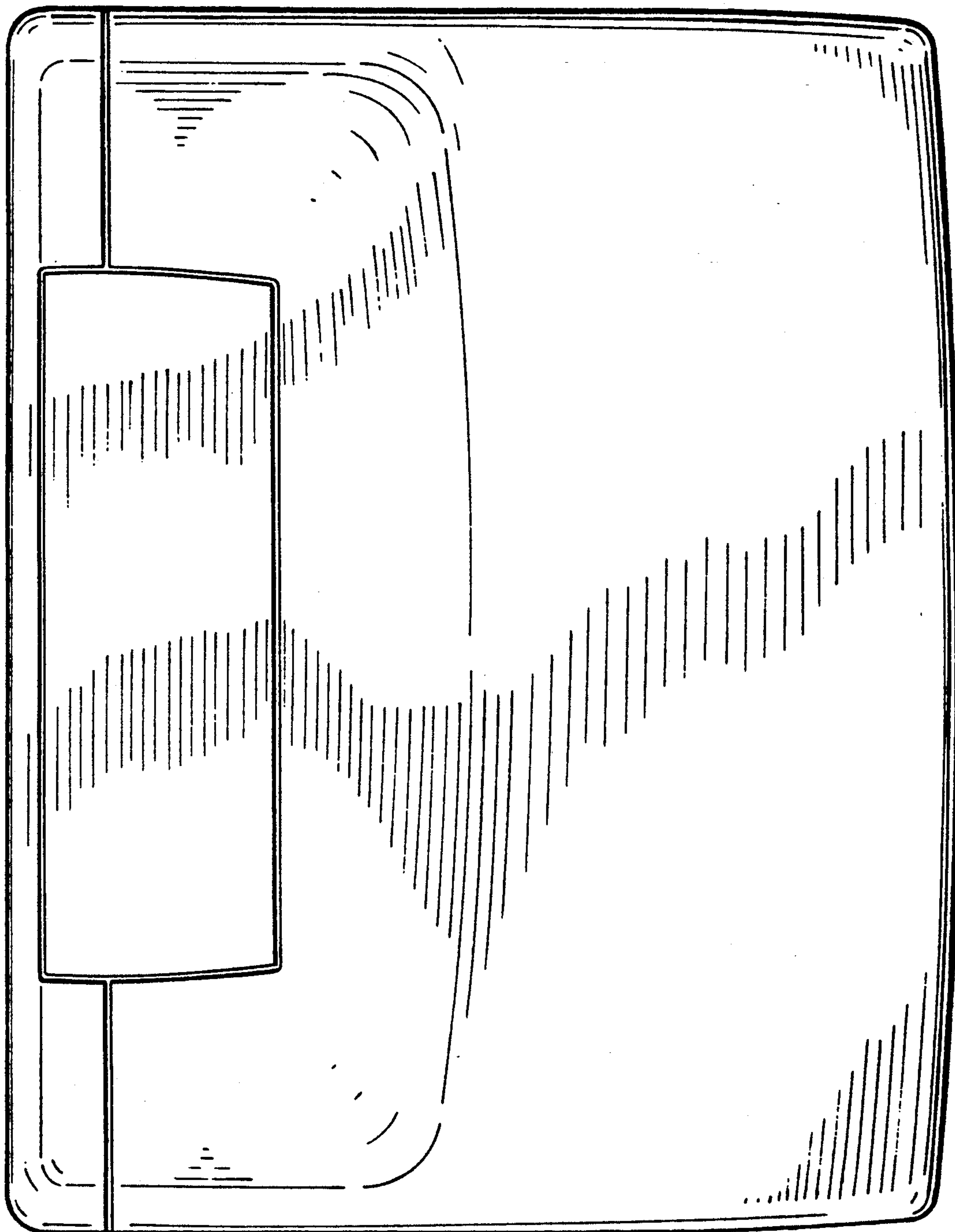


FIG.-2




FIG.-3

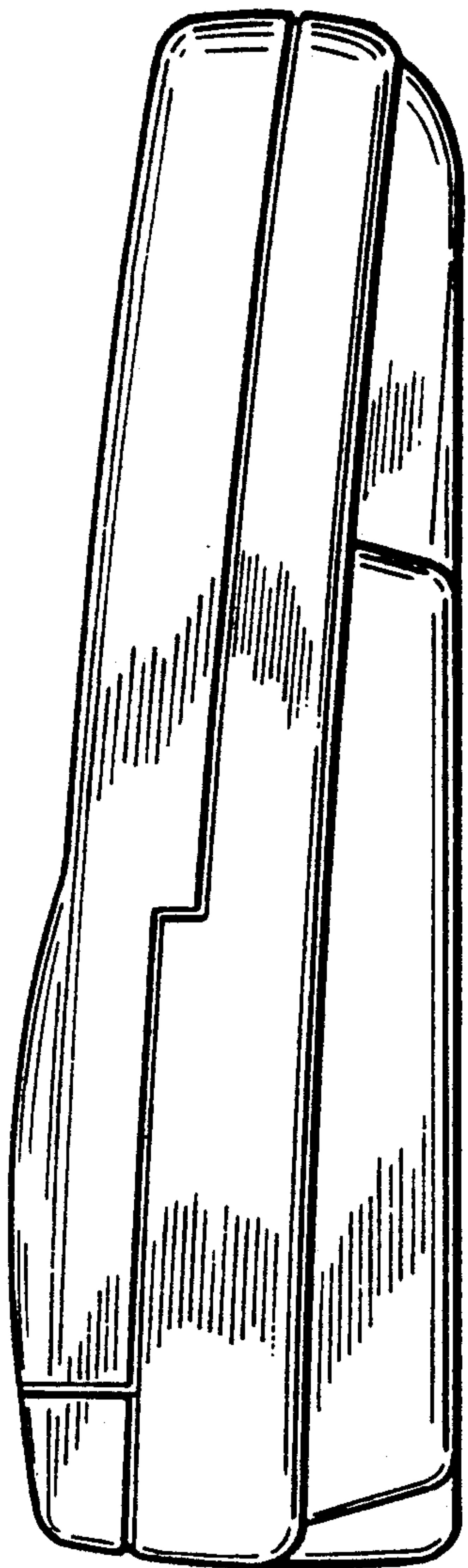


FIG.-5

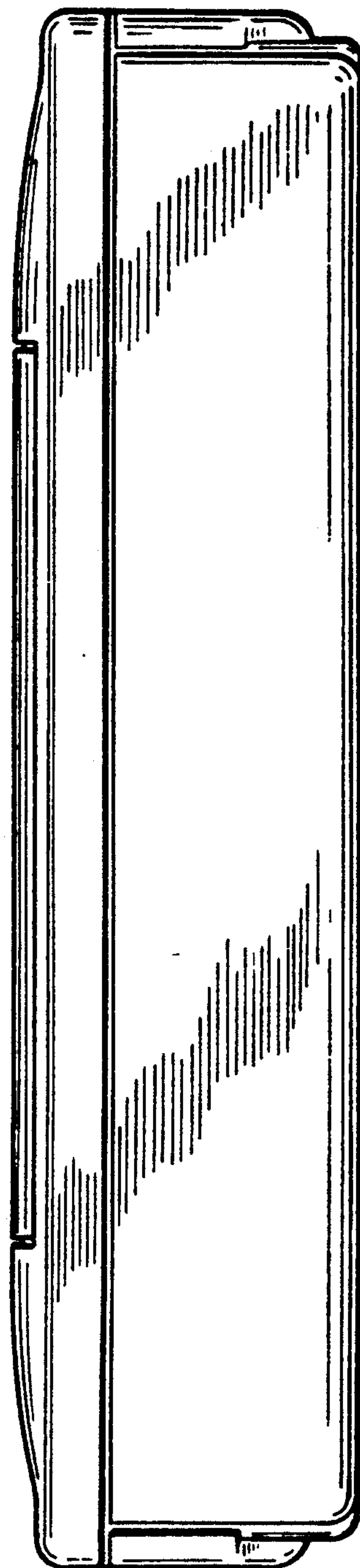


FIG.-6