



US00D333119S

United States Patent [19]

[11] Patent Number: **Des. 333,119**

Russell

[45] Date of Patent: **** Feb. 9, 1993**

[54] **LICENSE PLATE FRAME**

D. 83,841 3/1931 Kornblum D26/100
D. 219,774 1/1971 Cox D12/193
D. 311,096 10/1990 Yeh et al. D6/305

[75] Inventor: **David L. Russell, Rancho Mirage, Calif.**

OTHER PUBLICATIONS

[73] Assignee: **Russell Performance Products, Long Beach, Calif.**

J. C. Whitney Catalog No. 415D, ©1984, p. 114, Lighted License Frame, second box up from bottom center of page.

[**] Term: **14 Years**

Primary Examiner—James M. Gandy
Attorney, Agent, or Firm—Lyon & Lyon

[21] Appl. No.: **795,075**

[57] **CLAIM**

[22] Filed: **Nov. 19, 1991**

The ornamental design for a license plate frame, as shown and described.

[52] U.S. Cl. **D12/193**

[58] Field of Search D12/193, 200; D6/303, D6/305; D11/101, 136, 160; D19/34.5; D20/25, 31; D26/18, 99, 100, 126; D27/114, 149, 179; 40/200, 209, 210

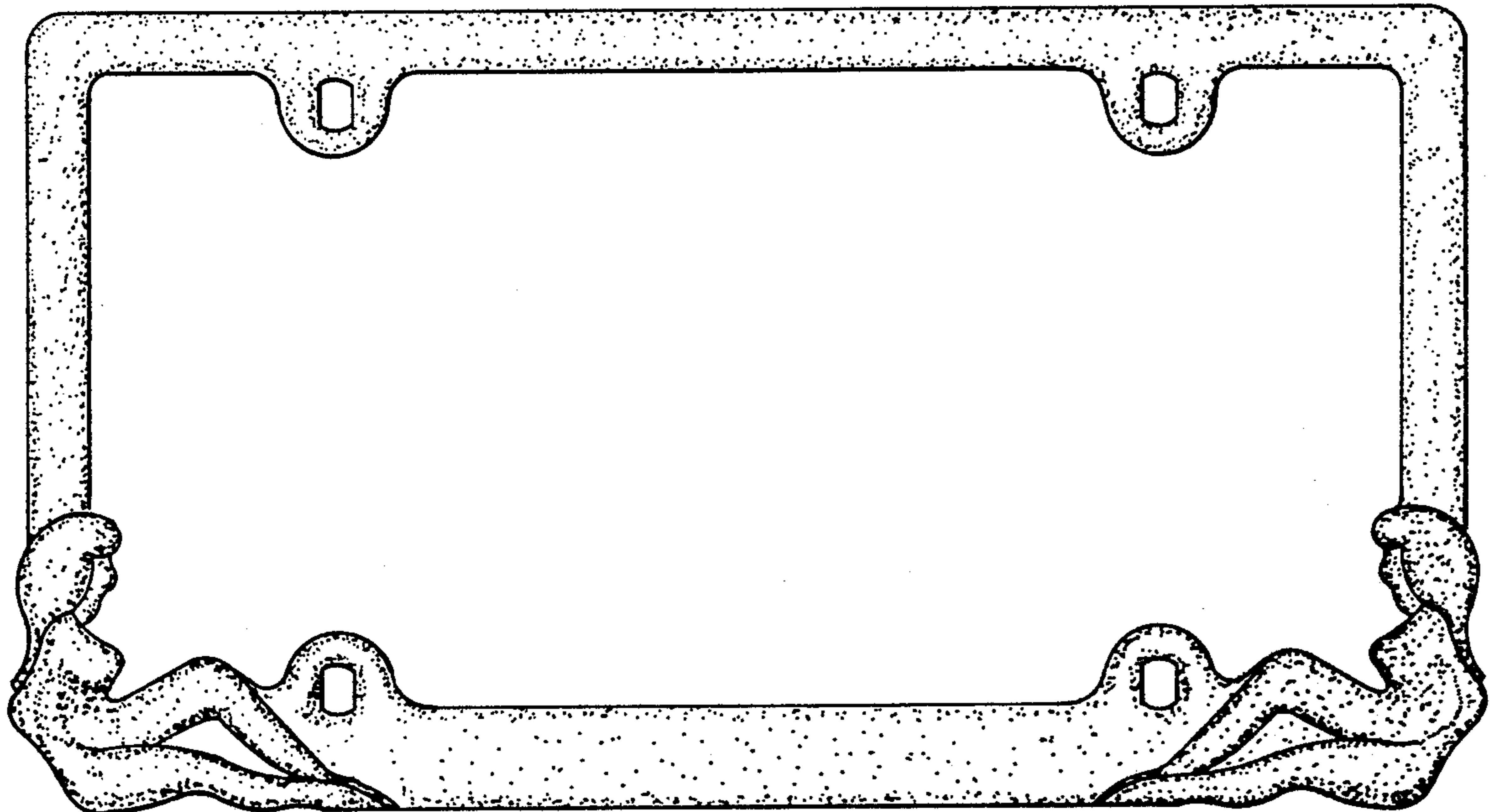
DESCRIPTION

[56] **References Cited**

U.S. PATENT DOCUMENTS

D. 37,445 5/1905 Cooper D6/305
D. 82,198 9/1930 Von Frankenberg D26/100
D. 83,080 1/1931 Von Frankenberg D27/114

FIG. 1 is a front elevation view of a license plate frame showing my new design;
FIG. 2 is a top plan view thereof;
FIG. 3 is a right side elevation view thereof, the left side being a mirror image of that shown;
FIG. 4 is a rear elevation view thereof; and,
FIG. 5 is a bottom plan view thereof.



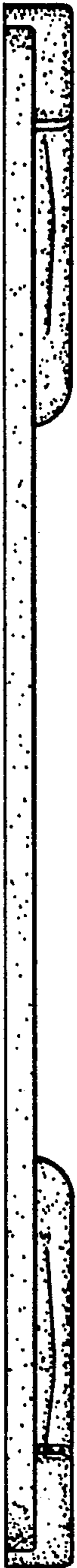


FIG. 2

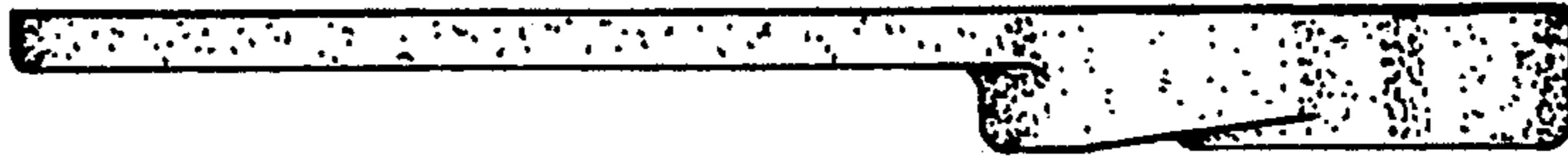


FIG. 3




FIG. 1

FIG. 4.

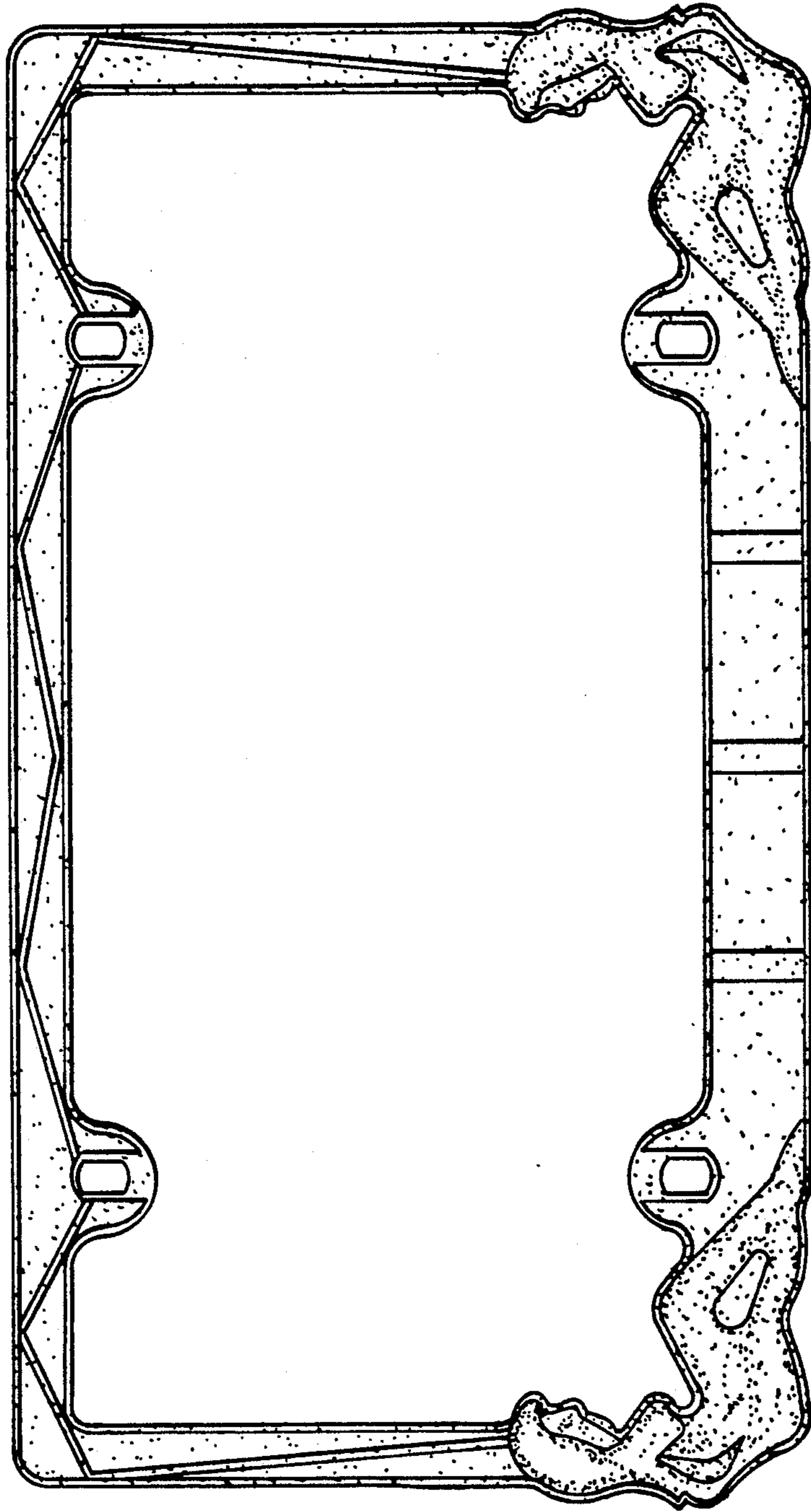


FIG. 5.

