



US00D333113S

# United States Patent [19]

[11] Patent Number: **Des. 333,113**

Nestrud

[45] Date of Patent: **\*\* Feb. 9, 1993**

[54] PEDAL

[75] Inventor: **Thomas C. Nestrud, Barrington, Ill.**

[73] Assignee: **Excel International Group, Inc., Rockford, Ill.**

[\*\*] Term: **14 Years**

[21] Appl. No.: **677,889**

[22] Filed: **Apr. 1, 1991**

[52] U.S. Cl. .... **D12/125**

[58] Field of Search ..... **D12/125; 74/594.4**

[56] **References Cited**

**U.S. PATENT DOCUMENTS**

D. 42,170	2/1912	Francis .....	D12/125
D. 299,449	1/1989	Chouan .....	D12/125
D. 302,260	7/1989	Schieferstein .....	D12/125
D. 955,957	4/1910	Francis .....	D12/125
3,807,255	4/1974	Baginski .....	74/594.4
4,648,287	3/1987	Preskitt .....	74/594.4
5,007,185	4/1991	Lazarski .....	74/594.6

**OTHER PUBLICATIONS**

American Bicyclist & Motorcyclist, Feb. 1988, pp. 48, 53, 57 the VP-802, HTI-P10 and Sr Sakae Bicycle Pedals.

American Bicyclist & Motorcyclist, Dec. 1988, p. 67, the SP888 Bicycle Pedal.

*Primary Examiner*—Wallace R. Burke

*Assistant Examiner*—Melody Brown

*Attorney, Agent, or Firm*—Lee, Mann, Smith, McWilliams, Sweeney & Ohlson

[57] **CLAIM**

The ornamental design for a pedal, as shown and described.

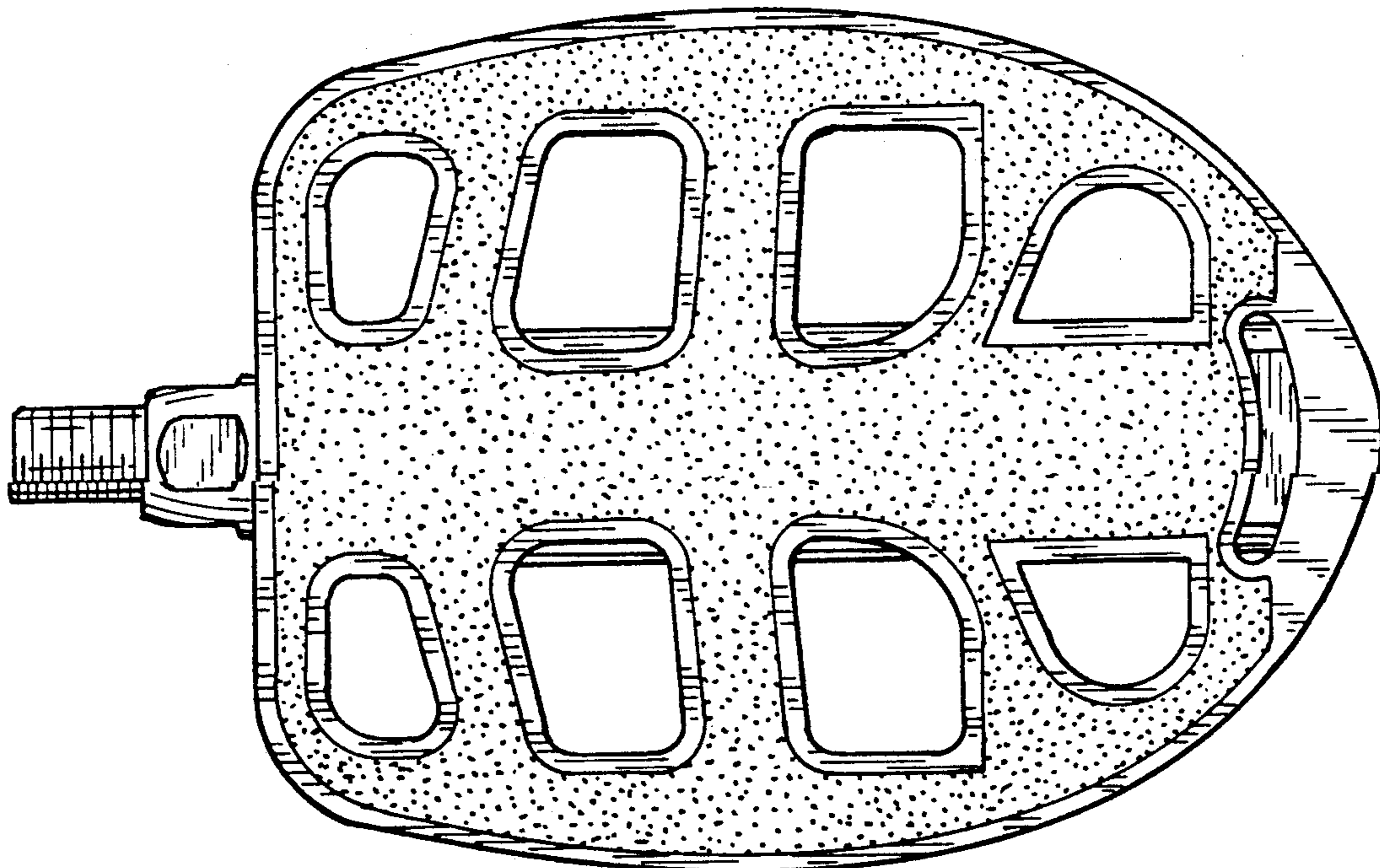
**DESCRIPTION**

FIG. 1 is a top plan view of a pedal showing my new design the bottom view being a mirror image of that shown;

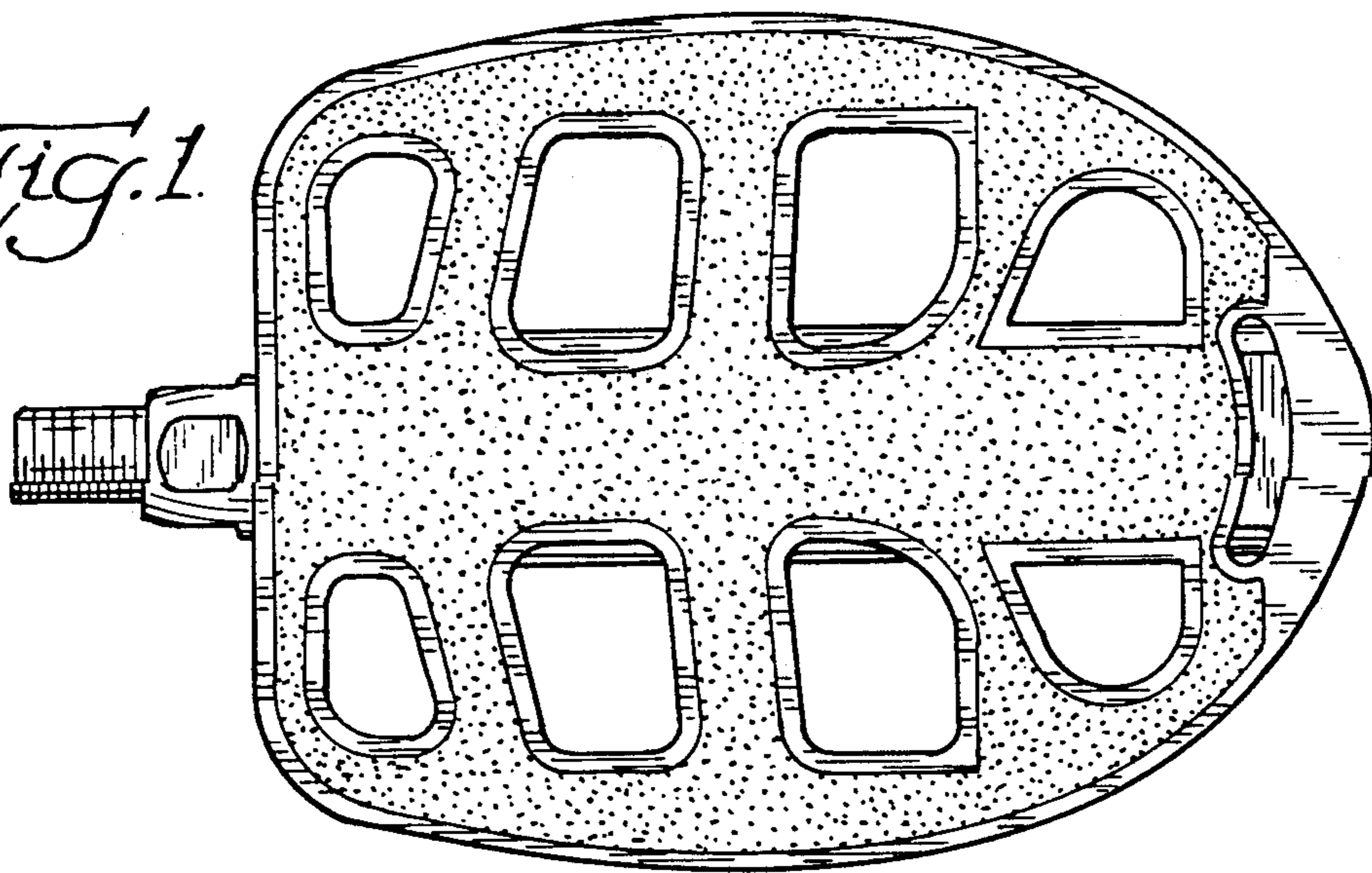
FIG. 2 is a side elevational view thereof; the opposite side being a mirror image of that shown;

FIG. 3 is a right end elevational view thereof; and,

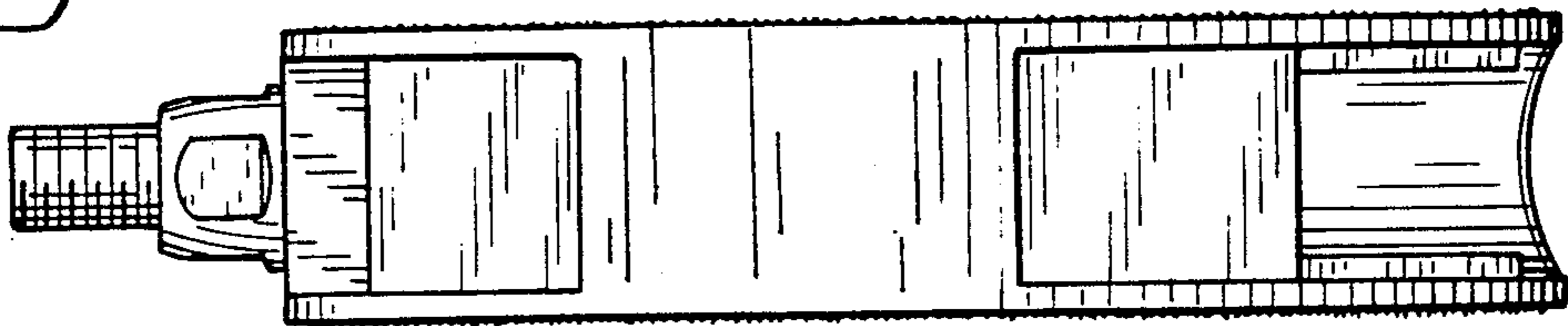
FIG. 4 is a left end elevational view thereof.




*Fig. 1*



*Fig. 2*



*Fig. 3*



*Fig. 4*

