



US00D333109S

United States Patent [19] Franklin

[11] Patent Number: **Des. 333,109**
[45] Date of Patent: **** Feb. 9, 1993**

[54] **PULL TAB FOR SLIDE FASTENER**

[75] Inventor: **Dana Franklin, Denver, Colo.**

[73] Assignee: **Samsonite Corporation, Denver, Colo.**

[**] Term: **14 Years**

[21] Appl. No.: **670,147**

[22] Filed: **Mar. 15, 1991**

[52] U.S. Cl. **D11/221; D11/79**

[58] Field of Search **D11/200-201, D11/79, 95, 221, 212, 99; 24/381, 385, 415-417, 427-431; 70/456; 264/252**

[56] **References Cited**

U.S. PATENT DOCUMENTS

- D. 232,441 8/1974 Camposeo D11/95
- D. 254,761 4/1980 Davis D11/221
- D. 262,665 1/1982 Brinley D11/221
- D. 264,270 5/1982 Brinley D11/79
- D. 264,271 5/1982 Brinley D11/79

- D. 264,272 5/1982 Brinley D11/221
- D. 286,461 11/1986 Higgin et al. D11/221
- D. 320,767 10/1991 Terada et al. D11/79
- D. 324,660 3/1992 Yuuki D11/200
- D. 324,663 3/1992 Ebata D11/221

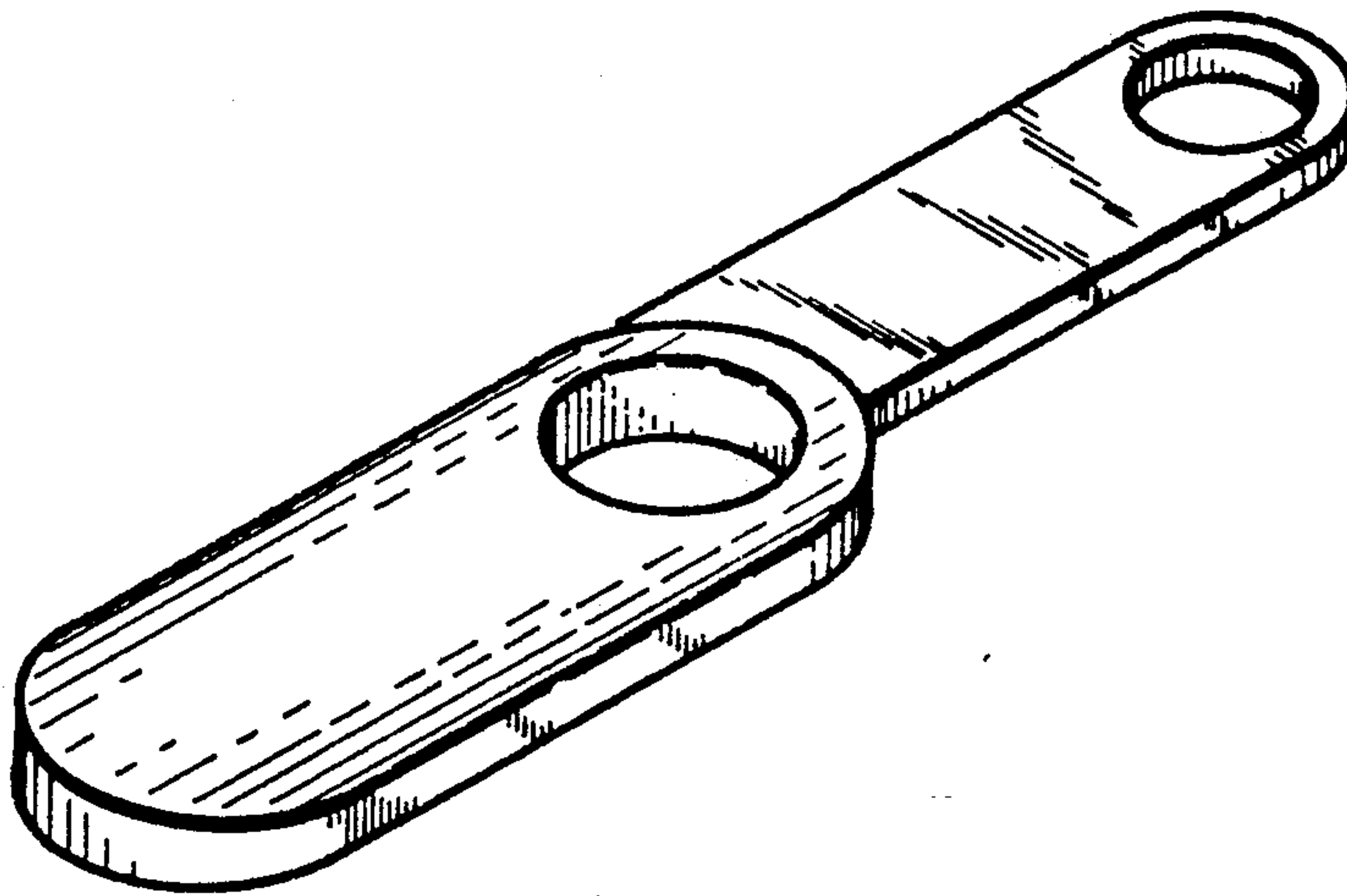
Primary Examiner—A. Hugo Word
Assistant Examiner—R. Seifert
Attorney, Agent, or Firm—Gregory W. O'Connor

[57] **CLAIM**

The ornamental design for a pull tab for slide fastener, as shown and described.

DESCRIPTION

FIG. 1 is a top perspective view of a pull tab for slide fastener showing my new design; FIG. 2 is an end elevational view; FIG. 3 is a rear elevational view; FIG. 4 is a top plan view; FIG. 5 is a front elevational view; FIG. 6 is a bottom plan view; and, FIG. 7 is an end elevational view showing the side opposite that shown in FIG. 2.



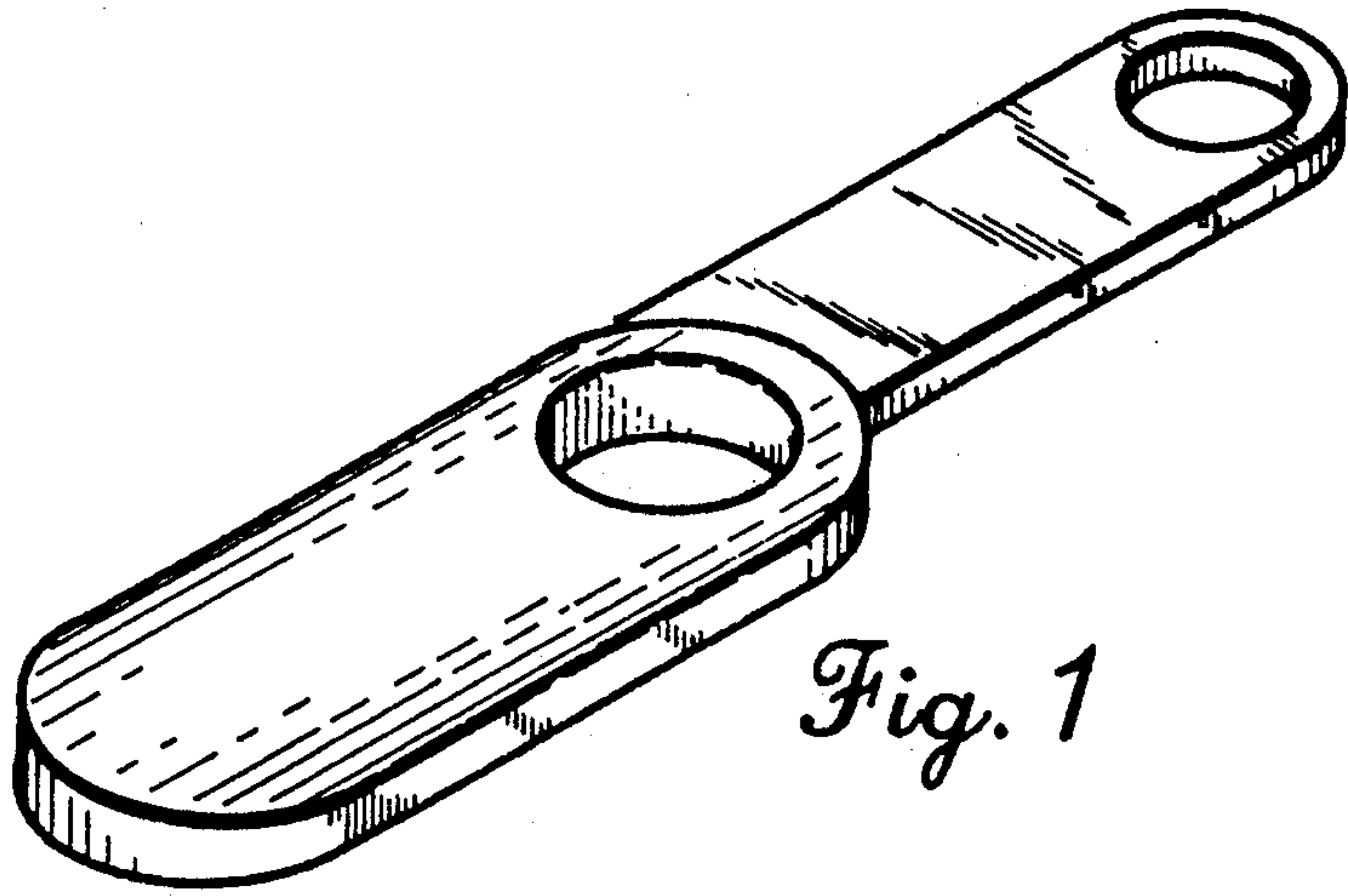


Fig. 1



Fig. 2



Fig. 3

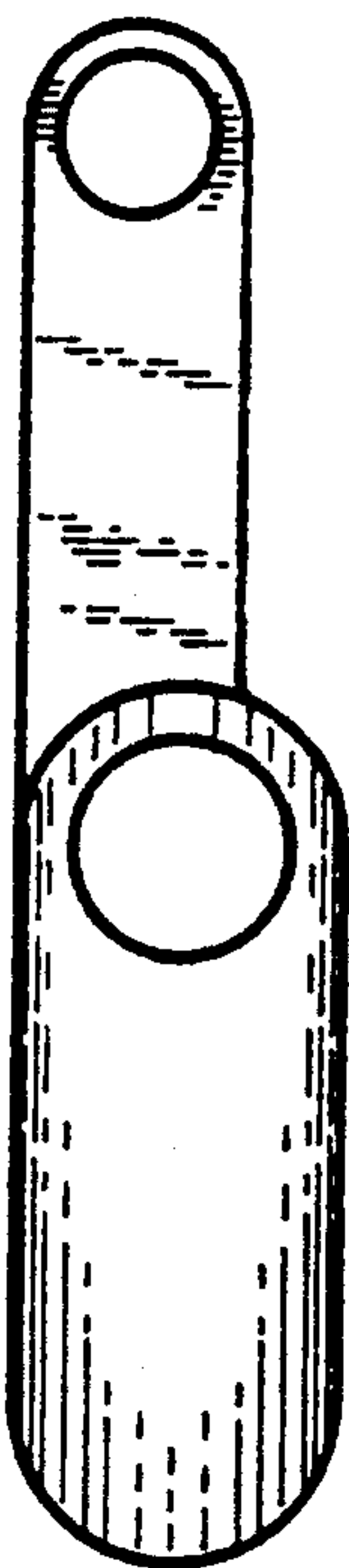


Fig. 4



Fig. 5

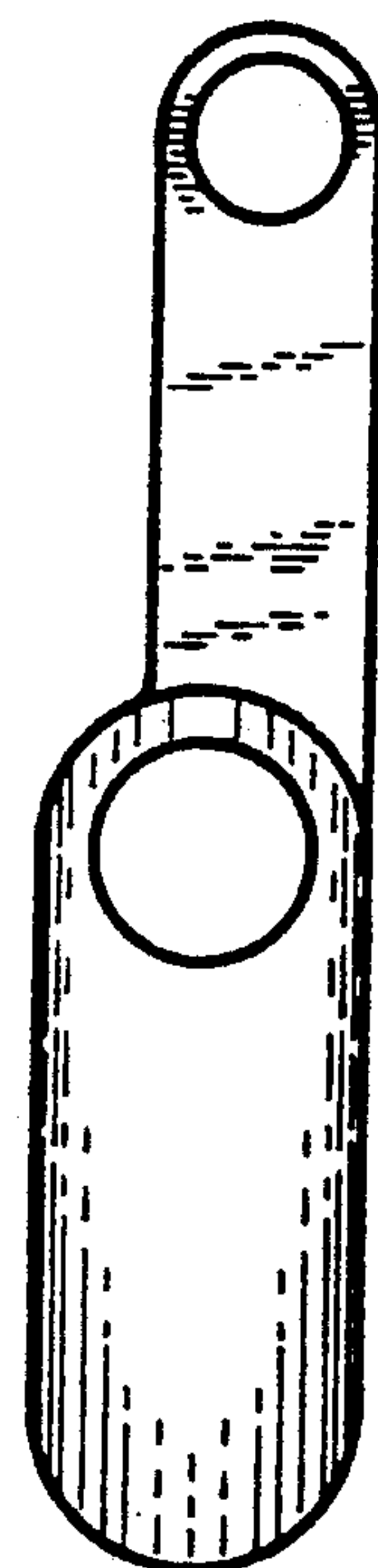


Fig. 6



Fig. 7