



US00D333102S

United States Patent [19]

[11] Patent Number: **Des. 333,102**

Burgener

[45] Date of Patent: **** Feb. 9, 1993**

[54] WATCH

[75] Inventor: **Eddy Burgener, Moutier, Switzerland**

[73] Assignee: **Roventa Hexex SA, Switzerland**

[**] Term: **14 Years**

[21] Appl. No.: **555,755**

[22] Filed: **Jul. 23, 1990**

[52] U.S. Cl. **D10/39; D10/30**

[58] Field of Search **D10/1-40, D10/122-132; 368/280-282, 285**

[56] **References Cited**

U.S. PATENT DOCUMENTS

D. 283,681	5/1986	Chodat	D10/39 X
D. 288,066	2/1987	Kanoui	D10/32
D. 308,945	7/1990	Bonnet	D10/39 X
D. 321,666	11/1991	Burgener	D10/32
D. 323,122	1/1992	Severin	D10/32

FOREIGN PATENT DOCUMENTS

698716	11/1940	Fed. Rep. of Germany	368/281
204293	4/1939	Switzerland	368/285

OTHER PUBLICATIONS

Jeweler's Circular-Keystone-Jul. 1987-p. 19 watches at bottom.

European Jeweler-Jun. 1988-p. 42, watch at center.

Jeweler's Circular-Keystone-Mar. 1988 p. 128-watches at left.

Swiss Watch & Jewelry Journal-Feb. 1989-p. 468-watches.

Primary Examiner-Nelson C. Holtje

Attorney, Agent, or Firm-Bacon & Thomas

[57] CLAIM

The ornamental design for a watch, as shown and described.

DESCRIPTION

FIG. 1 is a front elevational view of a watch showing my new design; the broken line showings of the straps being environmental only and form no part of the claimed design;

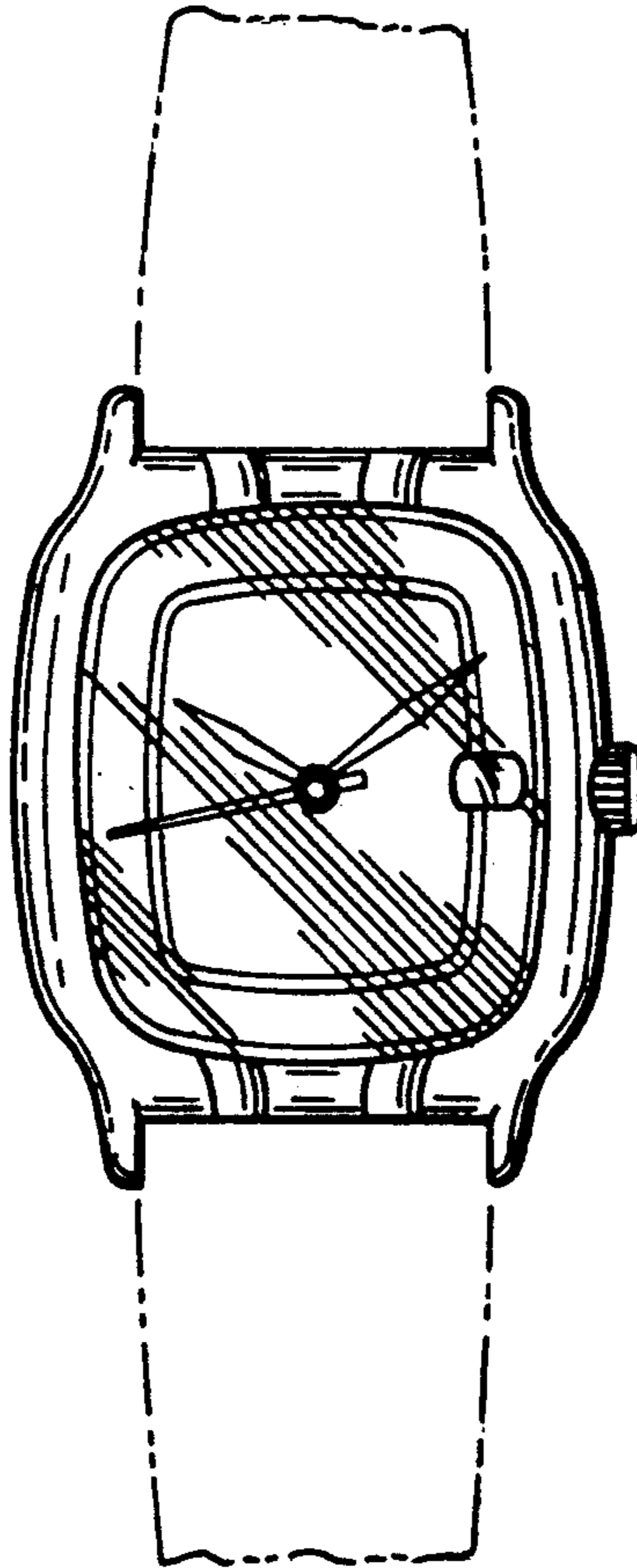
FIG. 2 is a rear elevational view thereof;

FIG. 3 is a right side elevational view thereof;

FIG. 4 is a left side elevational view thereof;

FIG. 5 is a top plan view thereof; and,

FIG. 6 is a bottom plan view thereof.



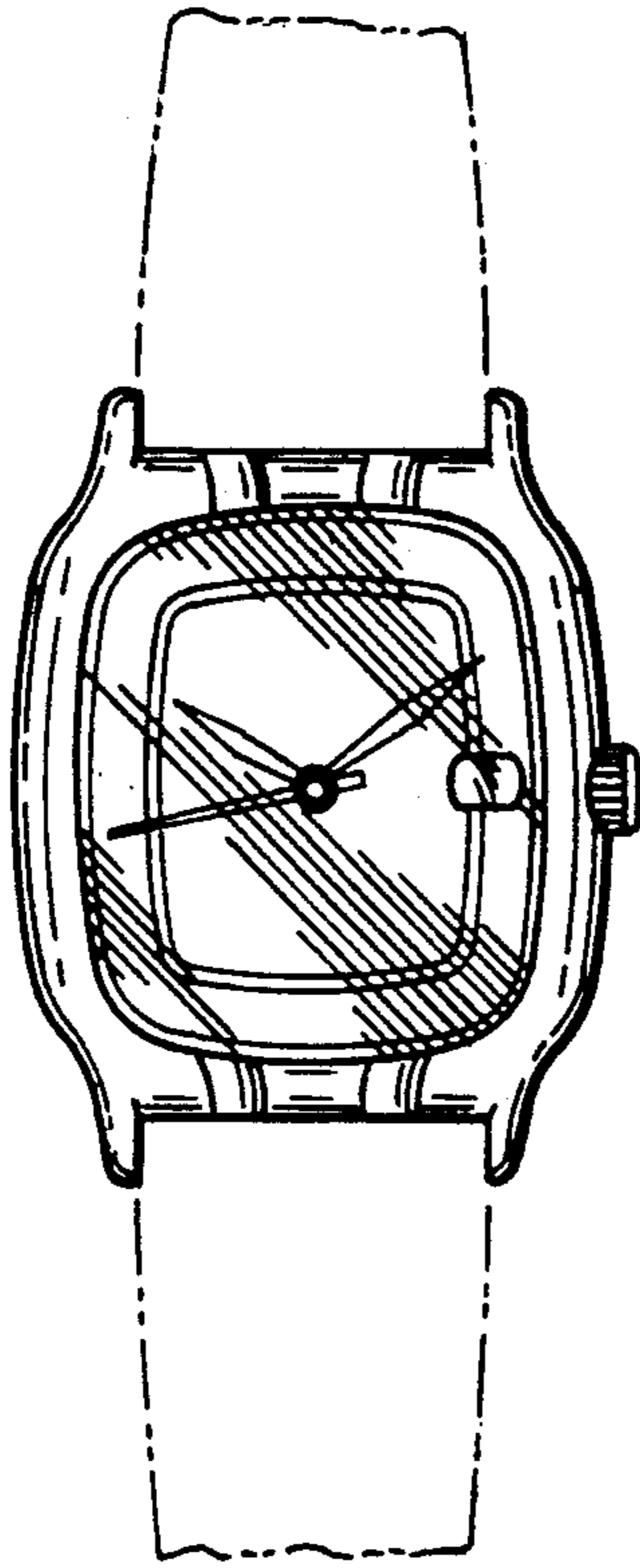


FIG. 1

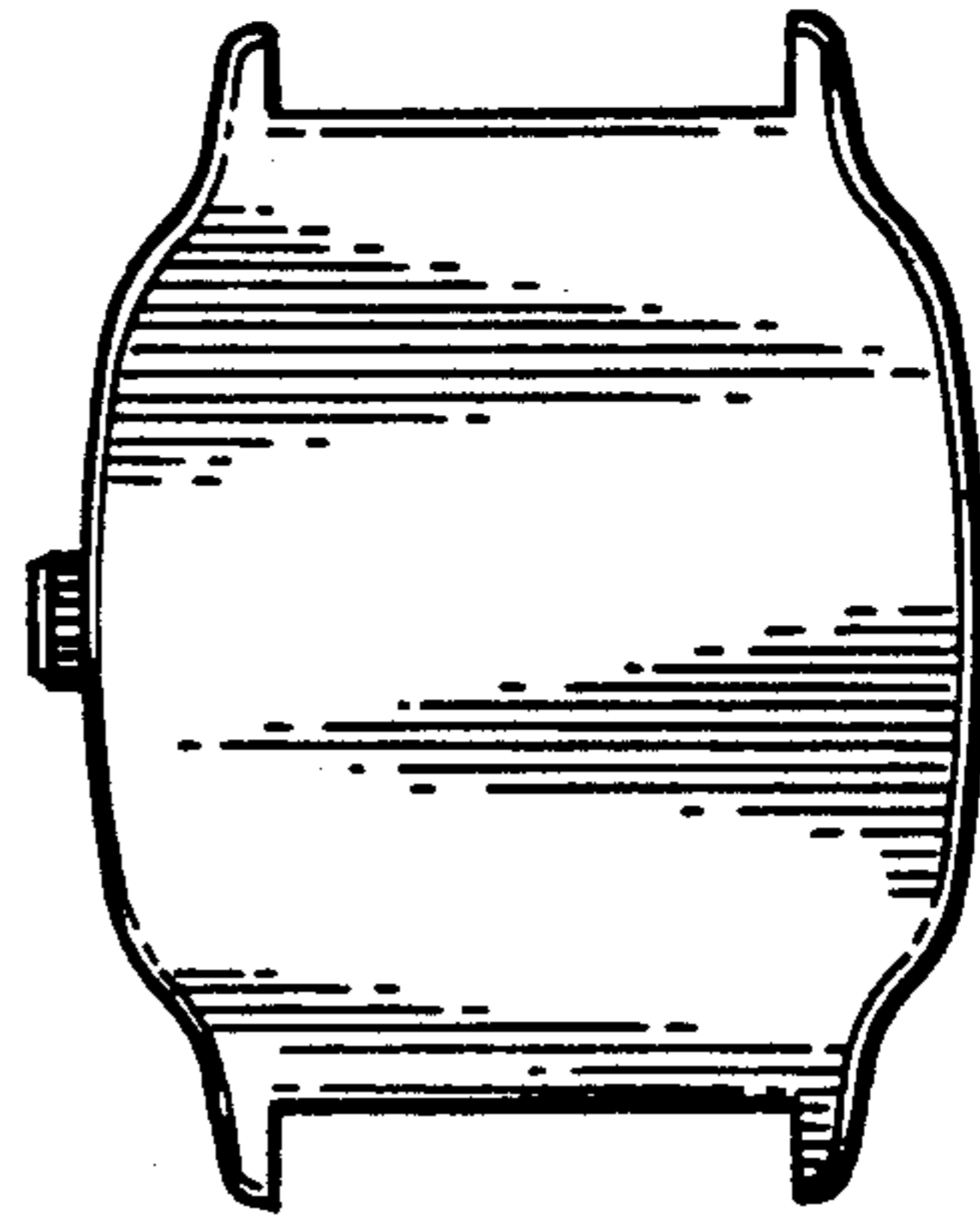


FIG. 2



FIG. 3



FIG. 4



FIG. 5



FIG. 6