



US00D333091S

United States Patent [19]

[11] Patent Number: **Des. 333,091**

Brauner et al.

[45] Date of Patent: **** Feb. 9, 1993**

[54] **SIMULATIVE BOTTLE**

[75] Inventors: **Arne H. Brauner**, Minnetonka; **James R. Clancy**, Minneapolis; **Shawn P. O'Grady**, St. Louis Park; **Rod B. Jané**, Wayzata; **Alden H. Pflager**, Minneapolis; **Scott W. Baker**, Medina, all of Minn.

D. 184,739	3/1959	Kanter	D21/155 X
D. 185,247	5/1959	Taran	D9/311
D. 195,045	4/1963	Bergeon	D7/517
D. 248,556	7/1978	Thomas	D21/155 X
D. 295,259	4/1988	Goettner	D9/500

[73] Assignee: **General Mills, Inc.**, Minneapolis, Minn.

[**] Term: **14 Years**

[21] Appl. No.: **782,446**

[22] Filed: **Oct. 25, 1991**

[52] U.S. Cl. **D9/311; D21/155**

[58] Field of Search **D9/300, 307, 311, 500, D9/516, 522, 549, 567; D7/514, 517, 520; D21/155; 215/1 R, 1 C**

OTHER PUBLICATIONS

Glass Packaging, Oct. 1963, p. 12.

Primary Examiner—Bernard Ansher

Assistant Examiner—Mitchell Siegel

Attorney, Agent, or Firm—L. McRoy Lillehaugen; John A. O'Toole

[57] CLAIM

The ornamental design for a simulative bottle, as shown and described.

DESCRIPTION

FIG. 1 is a front elevational view of a simulative bottle showing our new design;

FIG. 2 is a left side elevational view thereof;

FIG. 3 is a right side elevational view thereof;

FIG. 4 is a rear elevational view thereof;

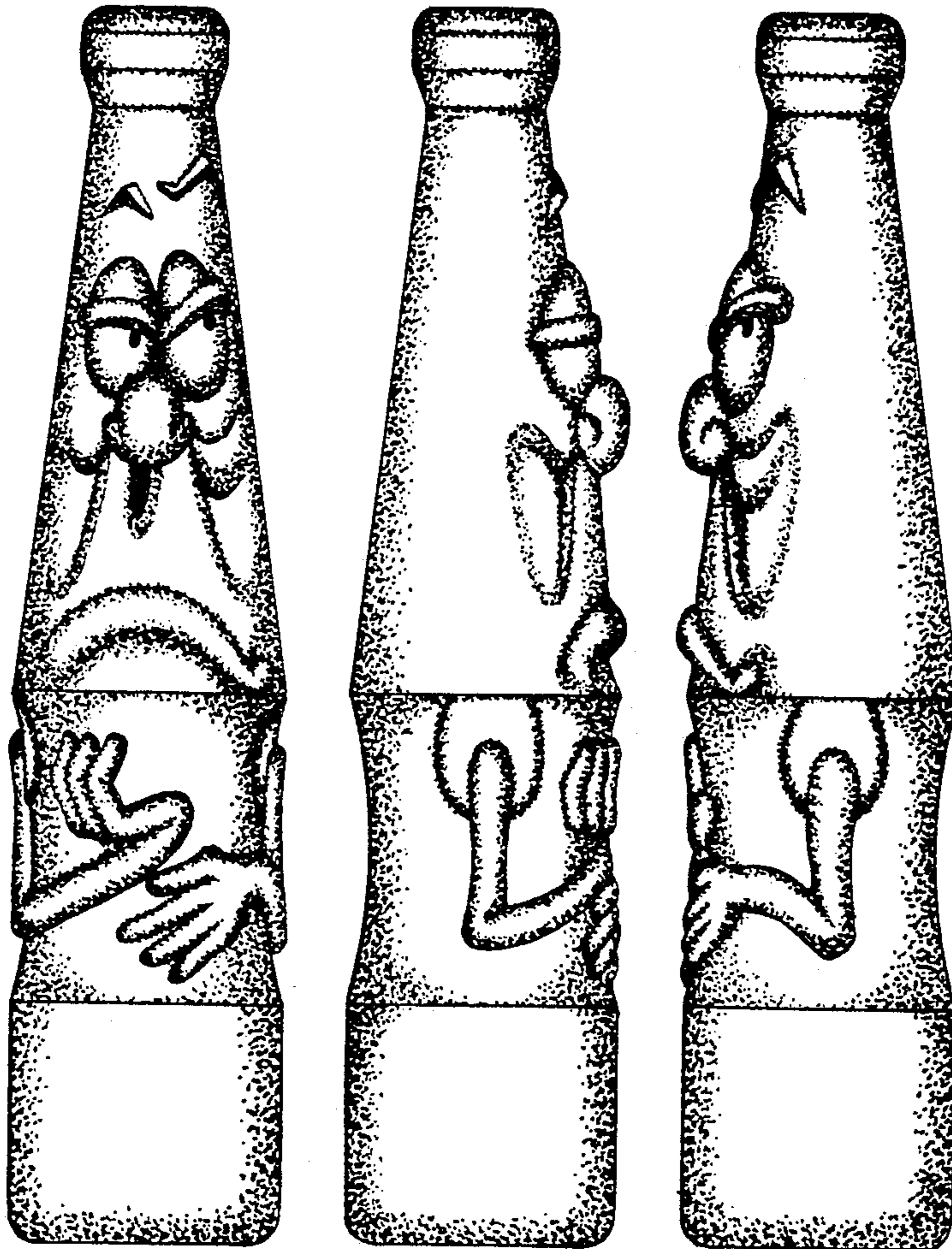
FIG. 5 is a top plan view thereof; and,

FIG. 6 is a bottom plan view thereof.

[56] References Cited

U.S. PATENT DOCUMENTS

D. 52,803	12/1918	Mauzy	D21/155 X
D. 78,712	6/1929	Miller	D9/311



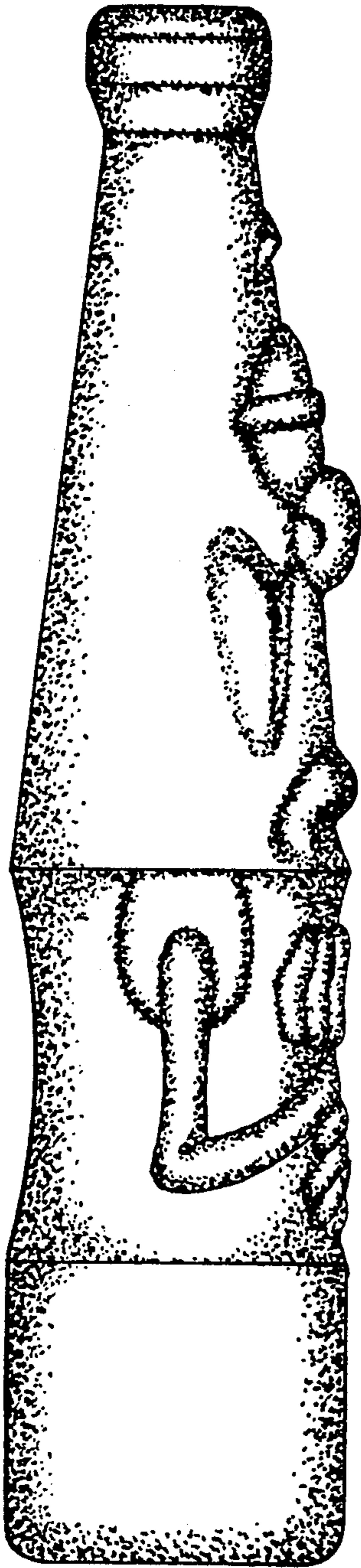


FIG. 2

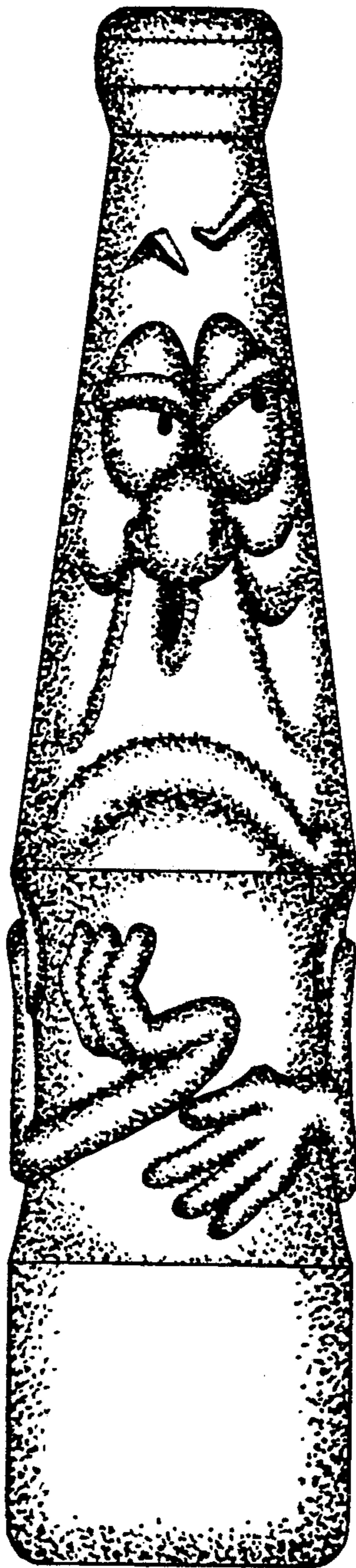


FIG. 1

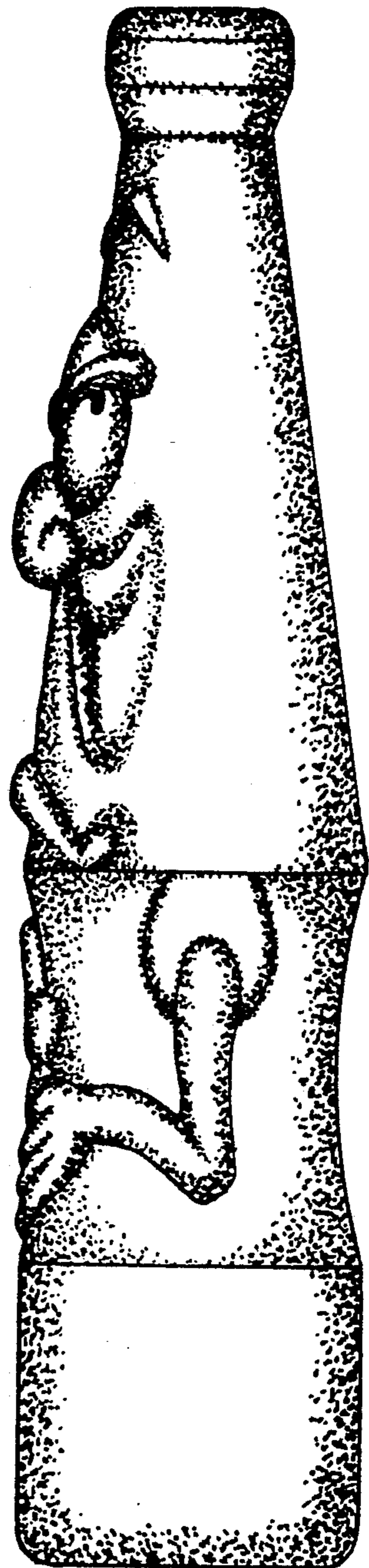


FIG. 3

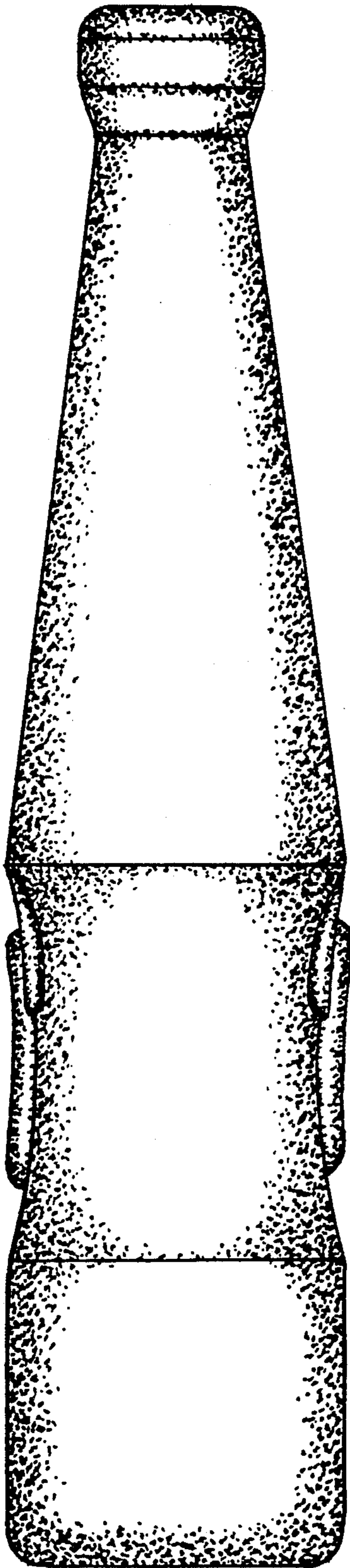


FIG. 4




FIG. 5




FIG. 6