



US00D333057S

United States Patent [19]

[11] Patent Number: **Des. 333,057**

Shimonovite

[45] Date of Patent: **** Feb. 9, 1993**

[54] SUPPORTING LEG FOR A SERVING TRAY

[76] Inventor: **Shraga Shimonovite**, 2960 Forrest La., York, Pa. 17402

[**] Term: **14 Years**

[21] Appl. No.: **864,075**

[22] Filed: **Apr. 6, 1992**

Related U.S. Application Data

[63] Continuation of Ser. No. 437,919, Nov. 17, 1989.

[52] U.S. Cl. **D6/495; D6/499**

[58] Field of Search **D6/495, 497, 499, 480, D6/484, 487, 488, 500**

References Cited

U.S. PATENT DOCUMENTS

D. 206,170	11/1966	Anderson	D6/495 X
D. 216,715	3/1970	Dottinger	D6/495
D. 225,291	12/1972	Kastner	D6/484
D. 310,145	8/1990	Williams	D6/484

OTHER PUBLICATIONS

D.F.A ©1983, Platform Table 116-135.
Schoner Woknen, Apr. 1987, p. 116, leg at far left.
Selig Tables, p. L332, #75-04 Table at lower right.
Carsons, table Nest in center.

Primary Examiner—Alan P. Douglas
Assistant Examiner—Janice E. Seeger
Attorney, Agent, or Firm—Charles J. Long

[57] CLAIM

The ornamental design for a supporting leg for a serving tray, as shown and described.

DESCRIPTION

FIG. 1 is an end elevational view of a supporting leg for a serving tray, showing my new design, the opposite end being a mirror image thereof;

FIG. 2 is a left side elevational view; and,

FIG. 3 is a right side elevational view thereof.

The top and bottom of the support leg are plain and unadorned.

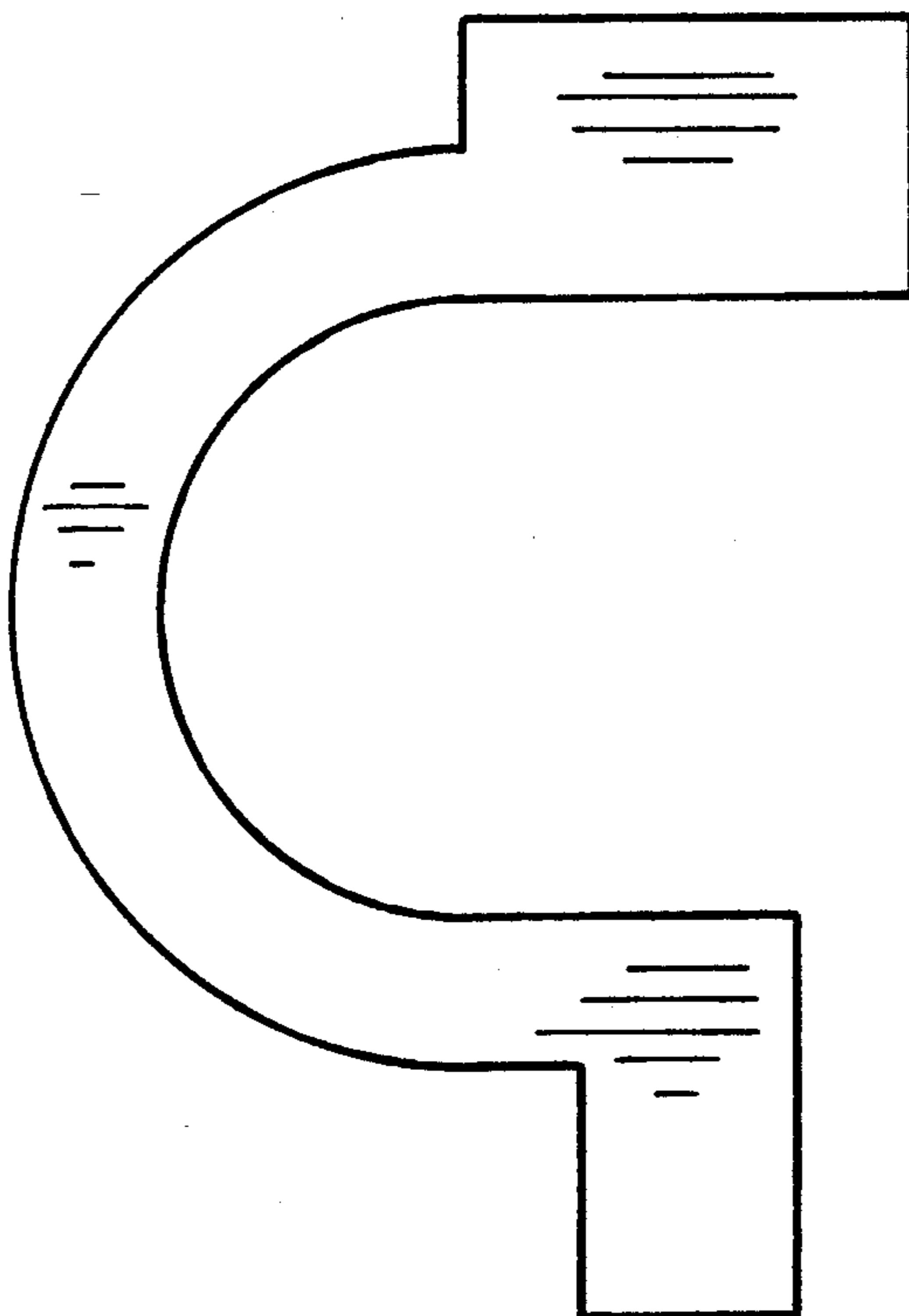


Fig. 1

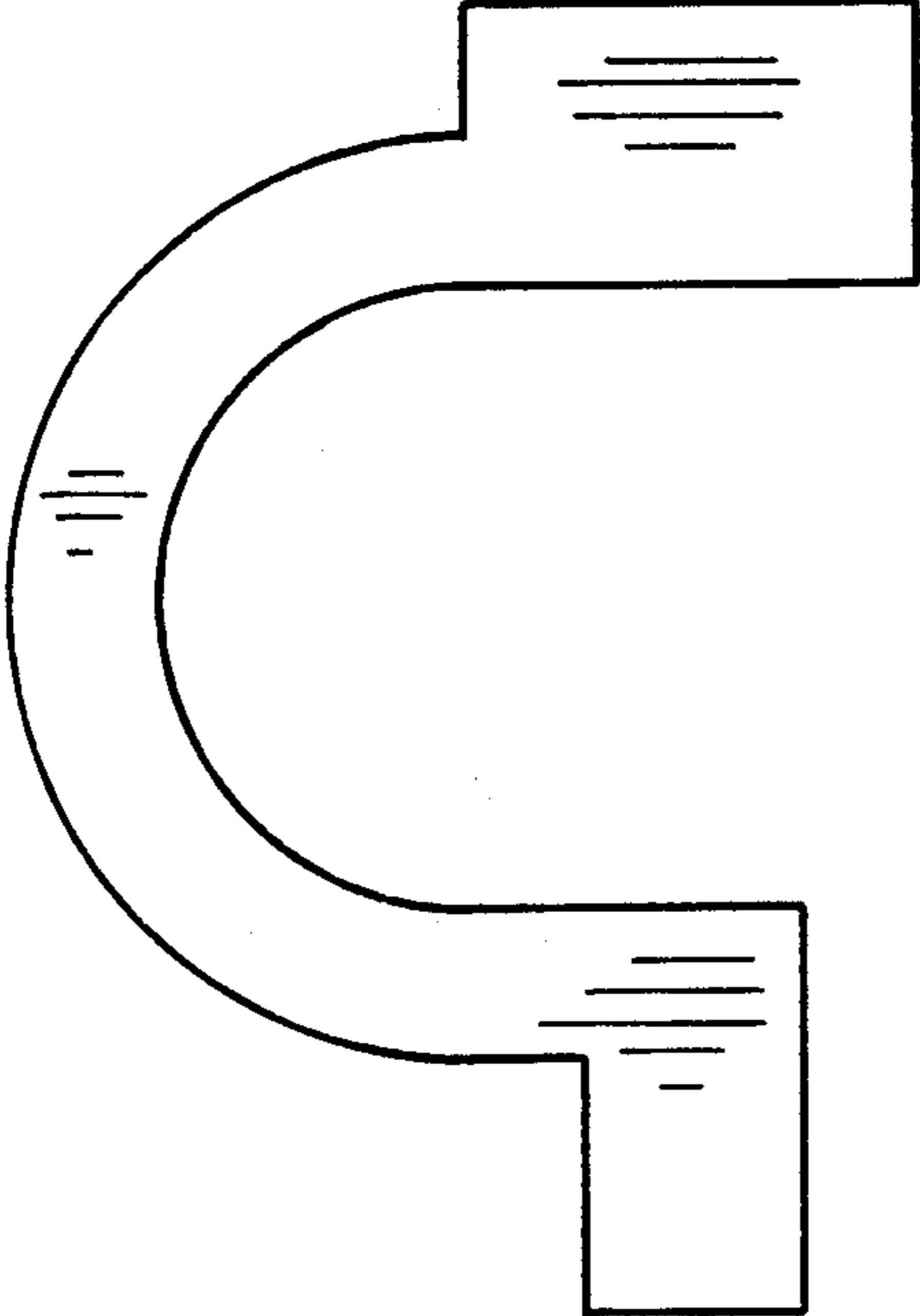


Fig. 2

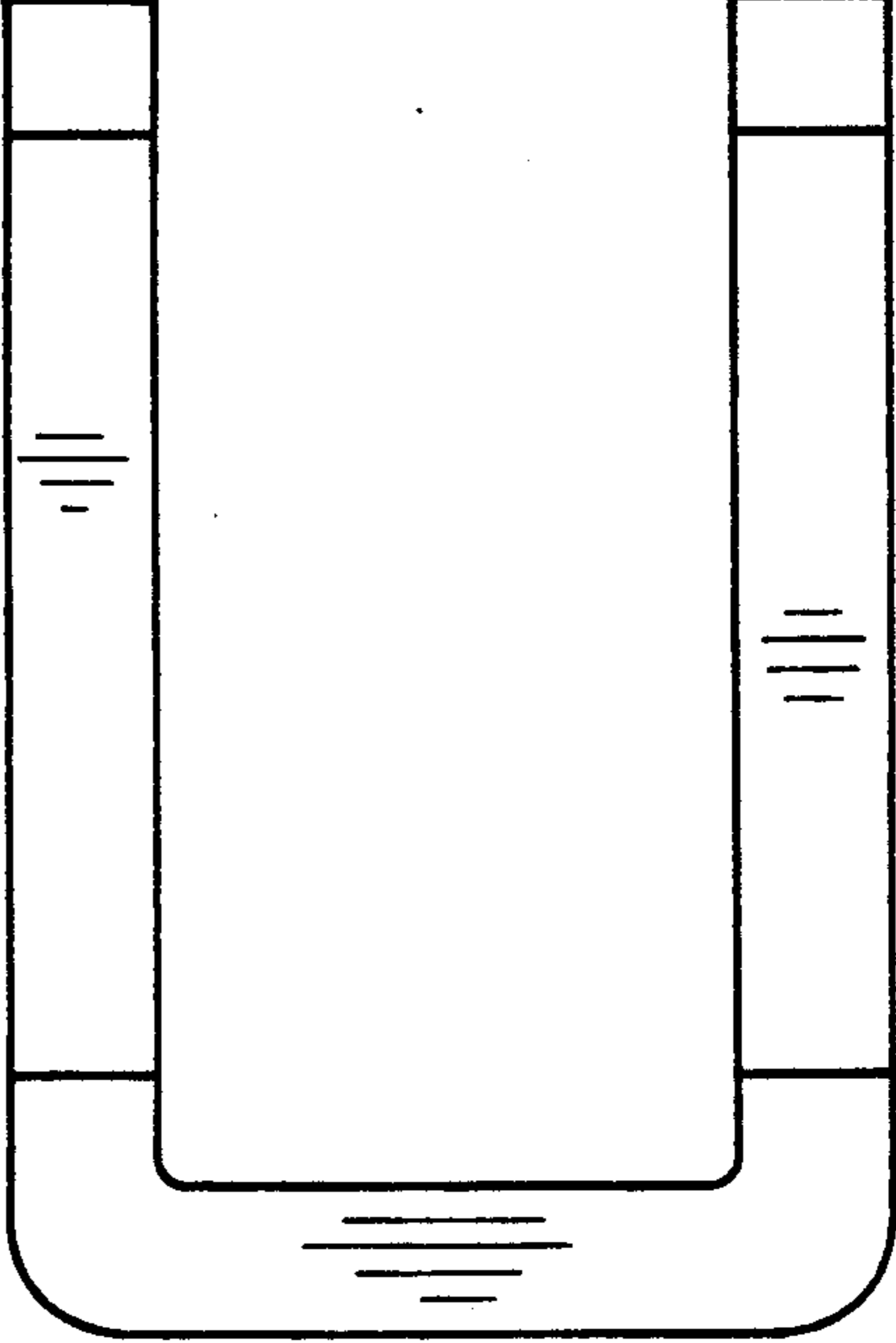


Fig. 3

