



US00D333056S

United States Patent [19]

[11] Patent Number: **Des. 333,056**

Kaye

[45] Date of Patent: **** Feb. 9, 1993**

[54] **BASE FOR A BARSTOOL**

4,929,021 5/1990 Kaye D6/364 X

[75] Inventor: **Howard Kaye**, Greenwich, Conn.

OTHER PUBLICATIONS

[73] Assignee: **Designs For Leisure, Ltd.**, Mount Kisco, N.Y.

Sunar 83 Catalog, Support Leg.
The Chicago Hardware Foundry Co., p. 3, No. 411 Stool Base.

[**] Term: **14 Years**

Loewenstein/Oggo Catalist 15, Jun. 1, 1986, p. 53, #138 at lower left.

[21] Appl. No.: **418,477**

Primary Examiner—Nelson C. Holtje
Assistant Examiner—Janice E. Seeger
Attorney, Agent, or Firm—William E. Pelton

[22] Filed: **Oct. 10, 1989**

[52] U.S. Cl. **D6/495; D6/365; D6/360**

[58] Field of Search **D6/480, 482-489, D6/495-497, 499, 425, 426, 429, 430, 449**

[57] CLAIM

The ornamental design for a base for a barstool, as shown and described.

[56] References Cited

DESCRIPTION

U.S. PATENT DOCUMENTS

D. 24,855	11/1895	Trapp	D6/496
D. 56,541	11/1920	Sailer	D6/495
D. 87,351	7/1932	Miller	D6/499
D. 89,198	2/1933	Kehoe	D6/499
D. 249,404	9/1978	Ambasz	D6/365
D. 284,628	7/1986	Liautaud et al.	D6/486 X
D. 313,896	1/1991	Kaye	D6/365

FIG. 1 is a side elevational view of a base for a barstool, showing my new design, the broken lines being for environmental purposes only and forming no part of the claimed design;

FIG. 2 is a cross-sectional view taken from line 2—2 in FIG. 1; and,

FIG. 3 is a perspective view of a second embodiment.

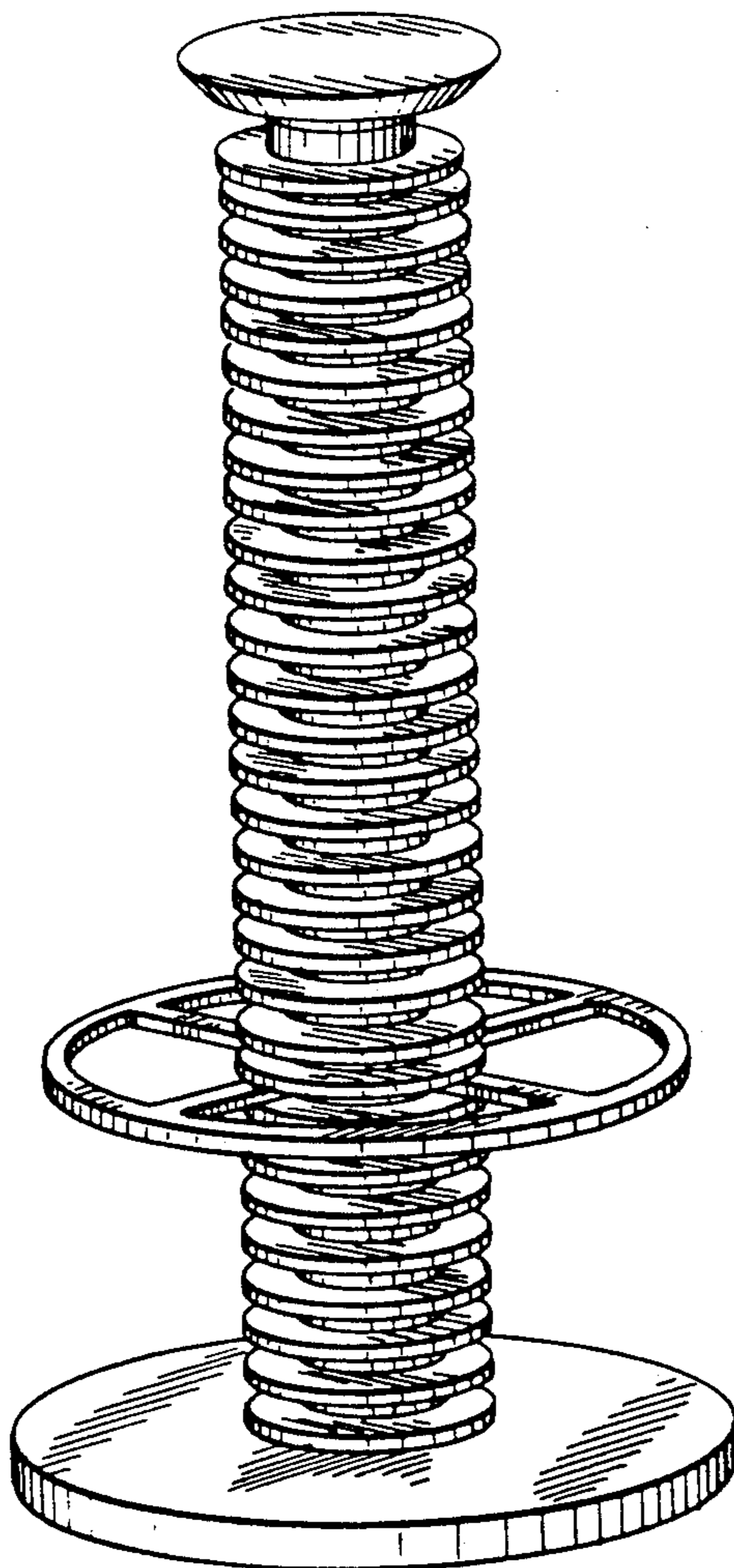


FIG. 1

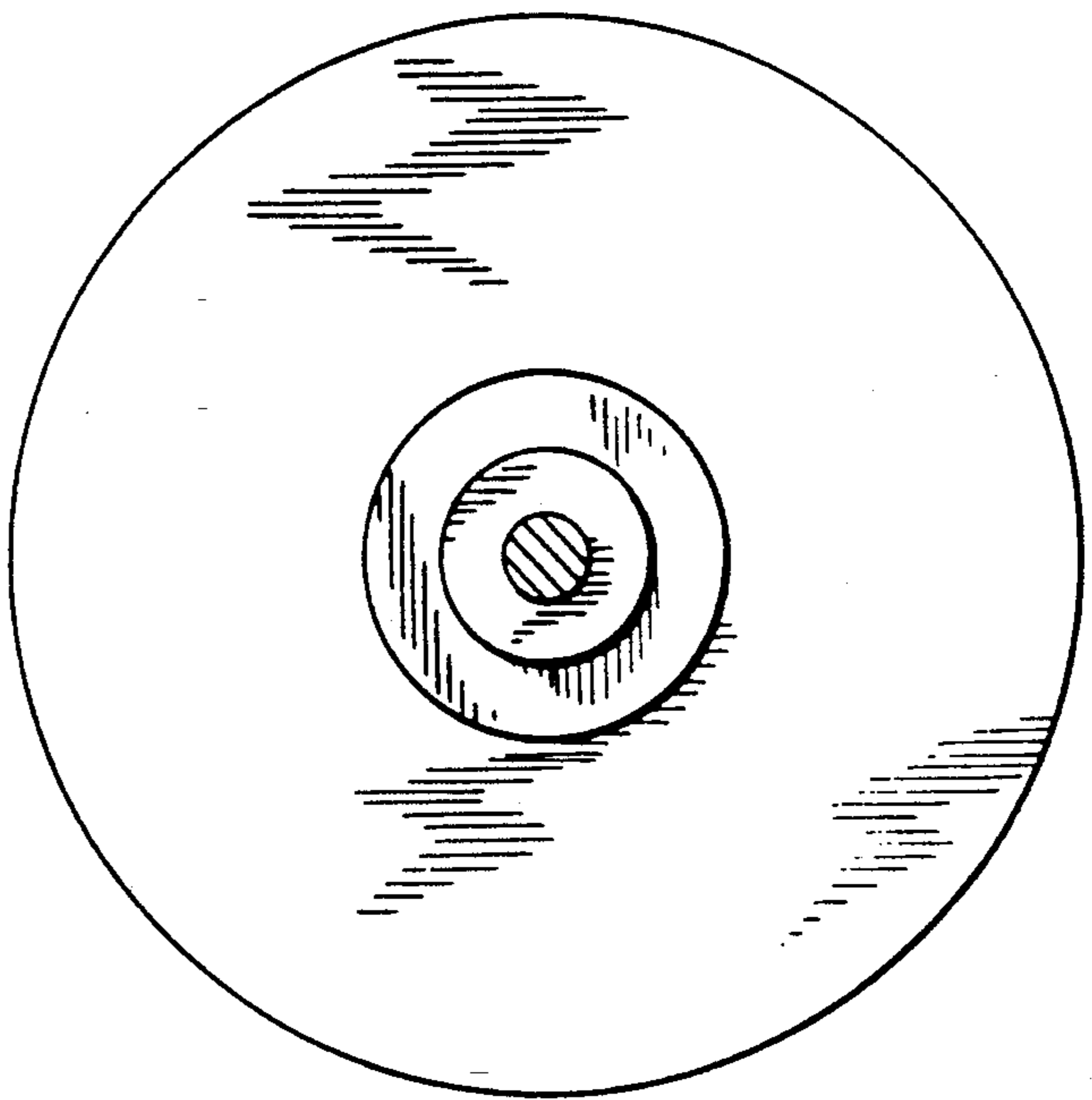
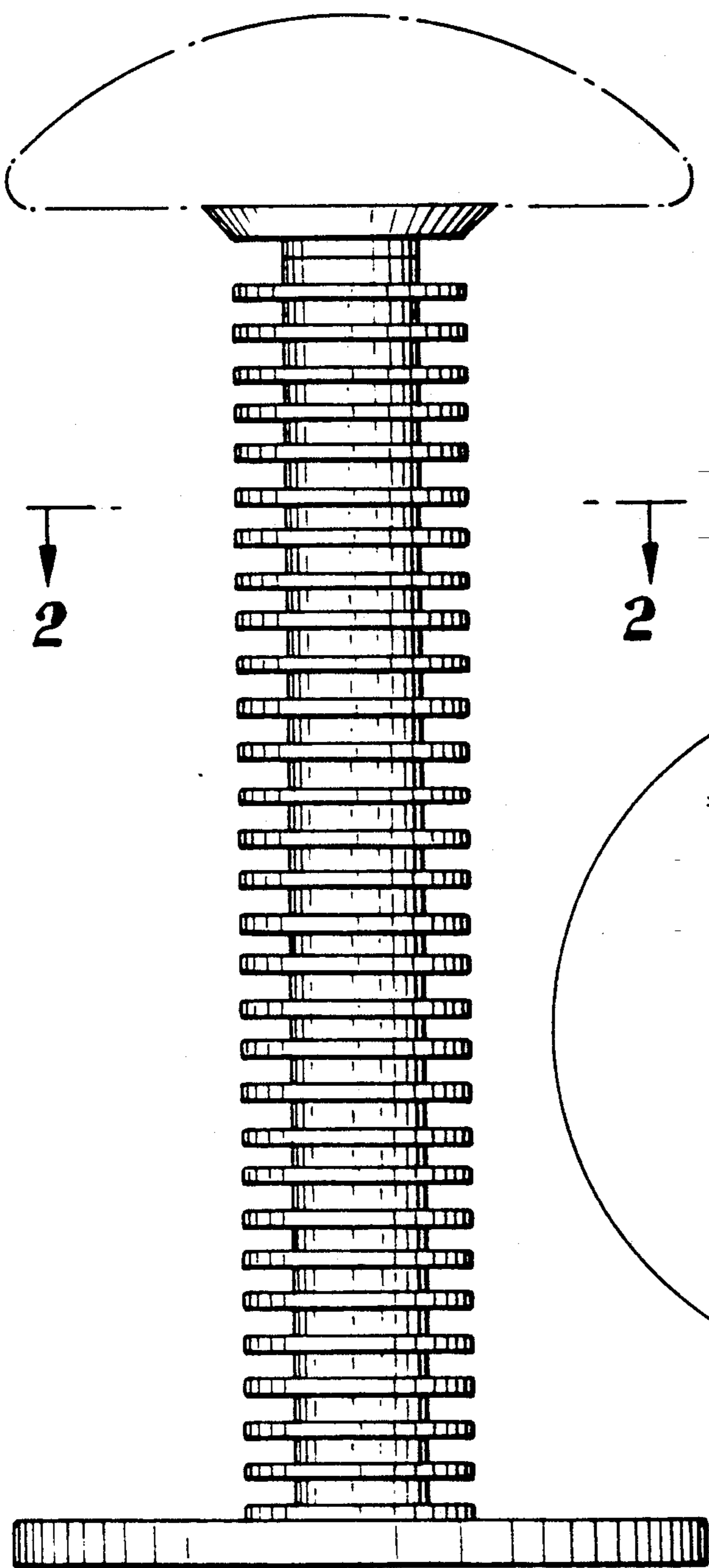


FIG. 2

FIG. 3

