



US00D333050S

United States Patent [19]

[11] Patent Number: **Des. 333,050**

Schubert

[45] Date of Patent: **** Feb. 9, 1993**

[54] **DISPLAY STAND**

[75] Inventor: **Otto Schubert, Vienna, Austria**

[73] Assignee: **Lift Verkaufsgerate Gesellschaft M.B.H., Austria**

[**] Term: **14 Years**

[21] Appl. No.: **446,914**

[22] Filed: **Dec. 6, 1989**

[30] **Foreign Application Priority Data**

Jun. 9, 1989 [AT] Austria 550.016

[52] U.S. Cl. **D6/473; D6/467**

[58] Field of Search D6/396, 397, 449, 408, D6/407, 455, 459, 463, 462, 473, 474, 475, 476, 468, 464, 465; 211/13, 135; 248/174

[56] **References Cited**

U.S. PATENT DOCUMENTS

D. 83,798 3/1931 Gibson D6/473

D. 116,562 9/1939 Houle D6/473

D. 211,140 5/1968 Bernhardt D6/475

D. 236,772 9/1975 Dogliotti D6/468

D. 242,751 12/1976 Wells D6/473 X

D. 242,890 1/1977 Hillman et al. D6/473

D. 311,103 10/1990 Kirby D6/468

3,139,192 6/1964 Maguire D6/473 X

Primary Examiner—Alan P. Douglas

Assistant Examiner—Jeffrey Asch

Attorney, Agent, or Firm—Ladas & Parry

[57] **CLAIM**

The ornamental design for a display stand, as shown and described.

DESCRIPTION

FIG. 1 is a perspective view of a display stand showing my new design;

FIG. 2 is a left side elevational view, the right side being a mirror image thereof;

FIG. 3 is a rear elevational view;

FIG. 4 is a front elevational view;

FIG. 5 is a top plan view; and,

FIG. 6 is a bottom plan view thereof.

FIGS. 2-6 have been shown on a reduced scale with respect to FIG. 1.




Fig. 1




Fig. 3

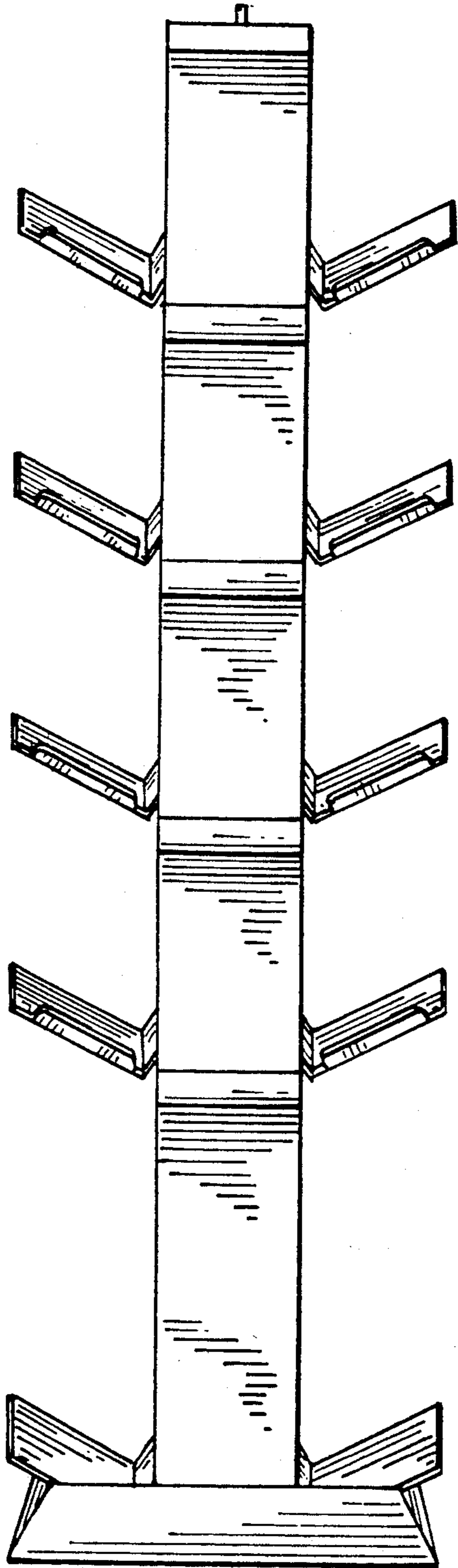


Fig. 2

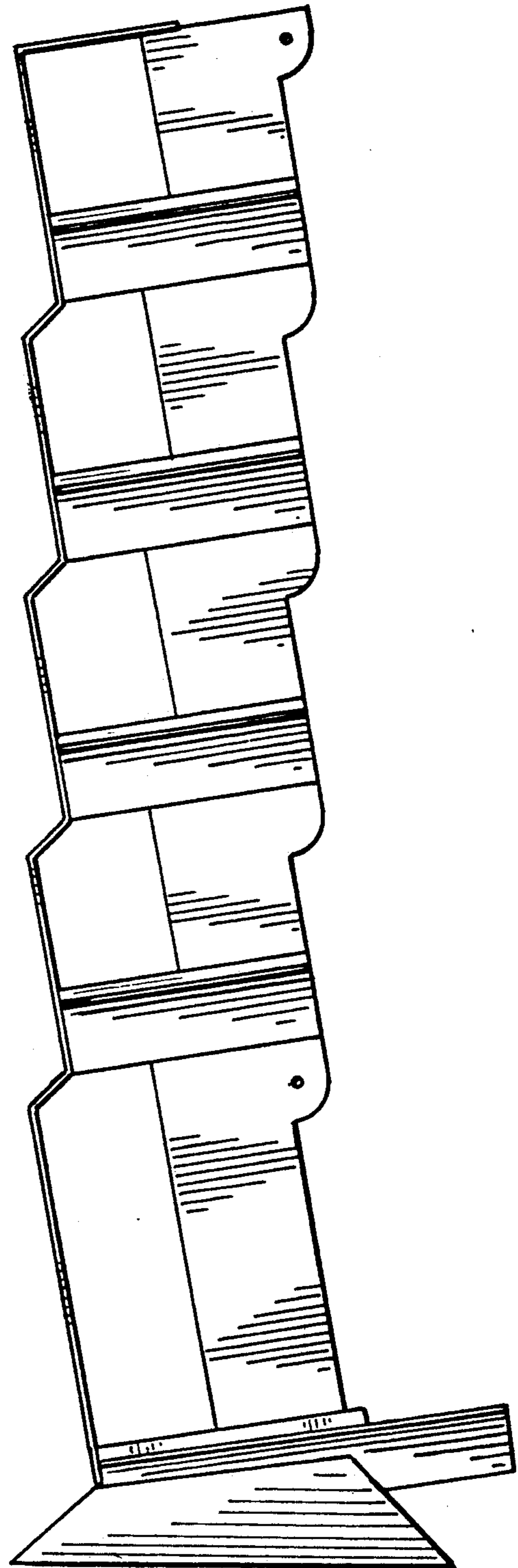


Fig. 4

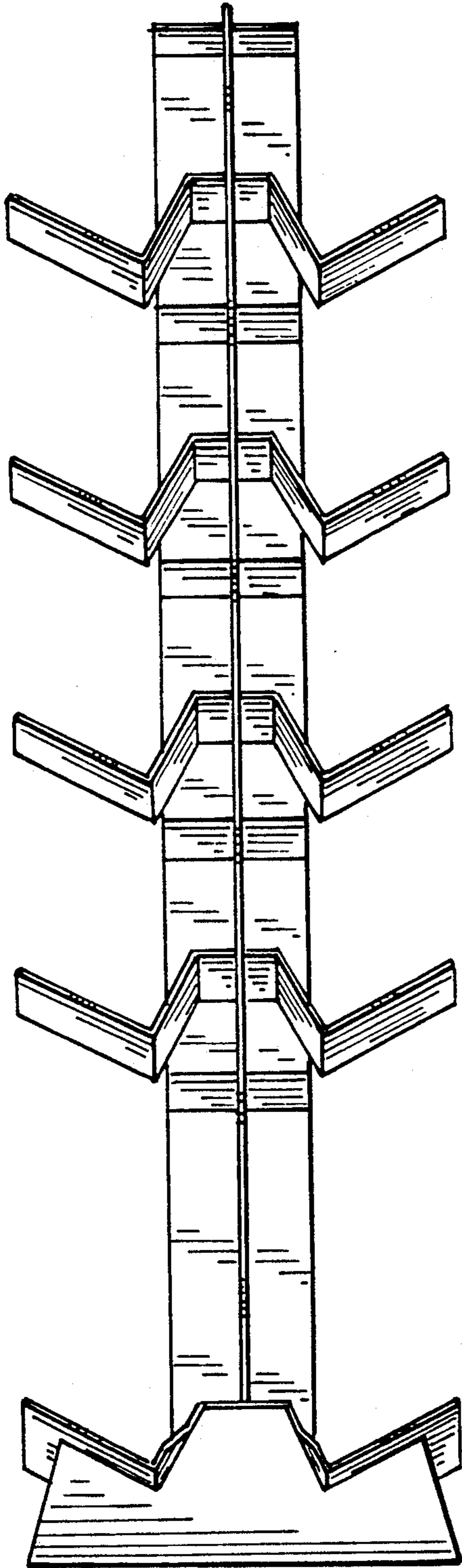


Fig. 5

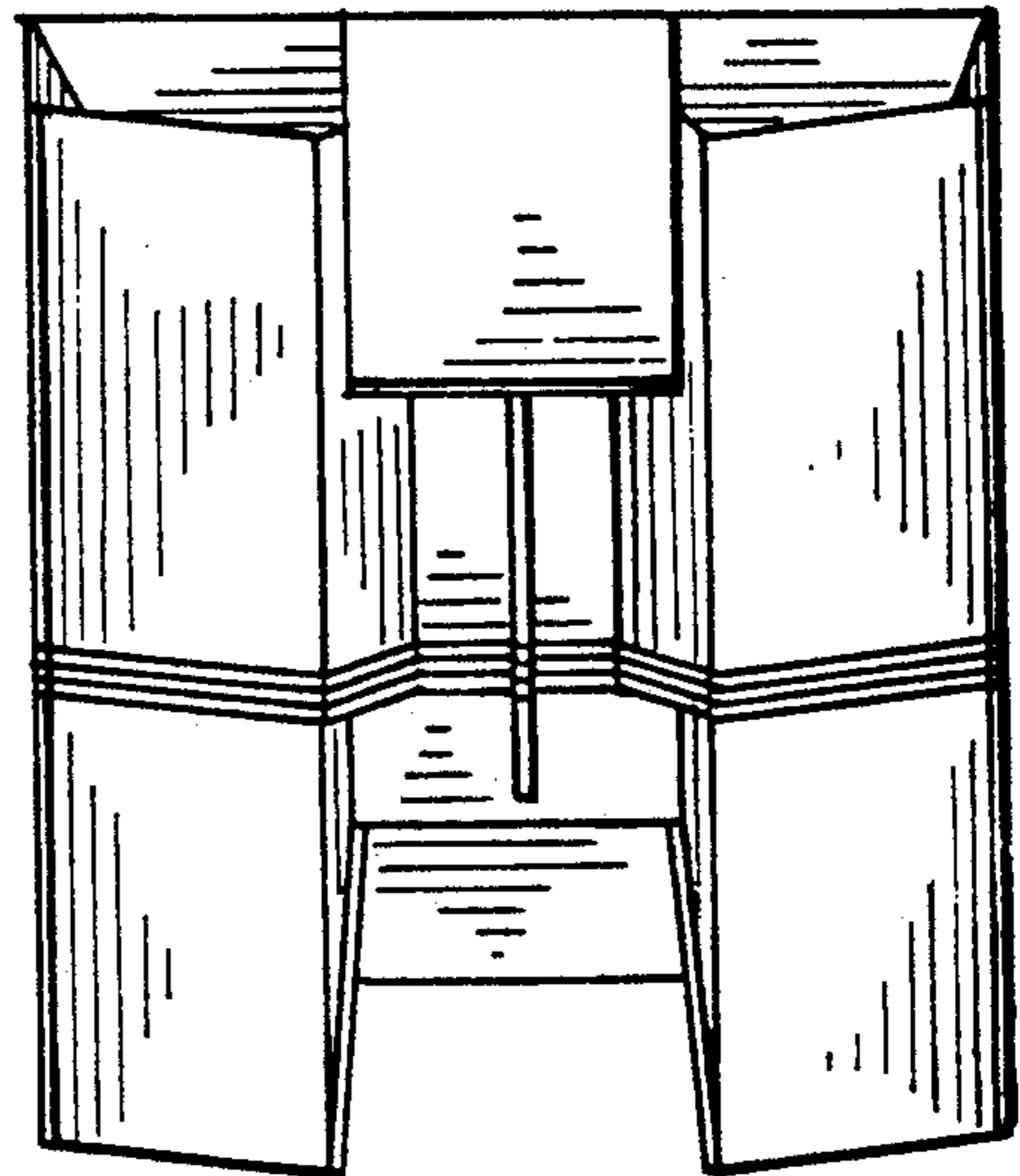


Fig. 6

