



US00D333045S

# United States Patent [19]

Hess et al.

[11] Patent Number: **Des. 333,045**

[45] Date of Patent: **\*\* Feb. 9, 1993**

[54] CHAIR

[75] Inventors: **Stephen C. Hess**, Birmingham, Ala.;  
**Rory S. Rehmert**, Charlotte, N.C.

[73] Assignee: **Winston Furniture Company, Inc.**,  
Birmingham, Ala.

[\*\*] Term: **14 Years**

[21] Appl. No.: **446,490**

[22] Filed: **Dec. 5, 1989**

[52] U.S. Cl. .... **D6/376; D6/379**

[58] Field of Search ..... **D6/334, 369, 370, 373,**  
**D6/374, 375, 376, 379, 500, 501, 502; 297/420,**  
**421**

[56] **References Cited**

**U.S. PATENT DOCUMENTS**

D. 79,019	7/1929	Forst .....	D6/369
D. 184,387	2/1959	Williams .....	D6/334
D. 285,753	9/1986	Zola .....	D6/373
D. 289,469	4/1987	Tonon .....	D6/379
D. 289,949	5/1987	Tron .....	D6/376
D. 298,390	11/1988	Bellini .....	D6/379

**OTHER PUBLICATIONS**

Outlook, published by The Summer & Casual Furniture  
Manufacturers Association, Spring 1989, pp. 20, 46  
(Olympia Outdoor Patio Lamps-Alfresco).

Tropitone Casual Furniture, p. 21.

Winston catalog, Summer Winds, p. 23.  
Casual Living, May 1989 (cover).  
Winston Line Drawings and Sample Copy, 1989-1990  
Selling Season (Summer Winds) p. 28.  
Gute Mobil Schone Raume, Mia Seeger, 1953, p. 153  
(German).  
Furniture World and Furniture Buyer and Decorator,  
Nov. 1979 (Winston Consumer Value Program).  
Newport Designs, 1988, p. 77.  
Design World Casual, Sep. 1983, p. 41.  
Mallin Company catalog, 25, pp. 17, 19.  
Ladies' Home Journal, Book of Interior Decoration,  
Elizabeth T. Halsey 1954, p. 43.

*Primary Examiner*—Nelson C. Holtje  
*Assistant Examiner*—Gary D. Watson  
*Attorney, Agent, or Firm*—Bell, Seltzer, Park & Gibson

[57] **CLAIM**

The ornamental design for a chair, as shown and de-  
scribed.

**DESCRIPTION**

FIG. 1 is a left-front perspective view of a chair show-  
ing our new design;

FIG. 2 is a right side elevational view;

FIG. 3 is a top plan view;

FIG. 4 is a front elevational view;

FIG. 5 is a rear elevational view thereof; and,

FIG. 6 is an enlarged fragmentary front elevational  
view of the upper portion of the backrest.





FIG. 1.

FIG. 2.

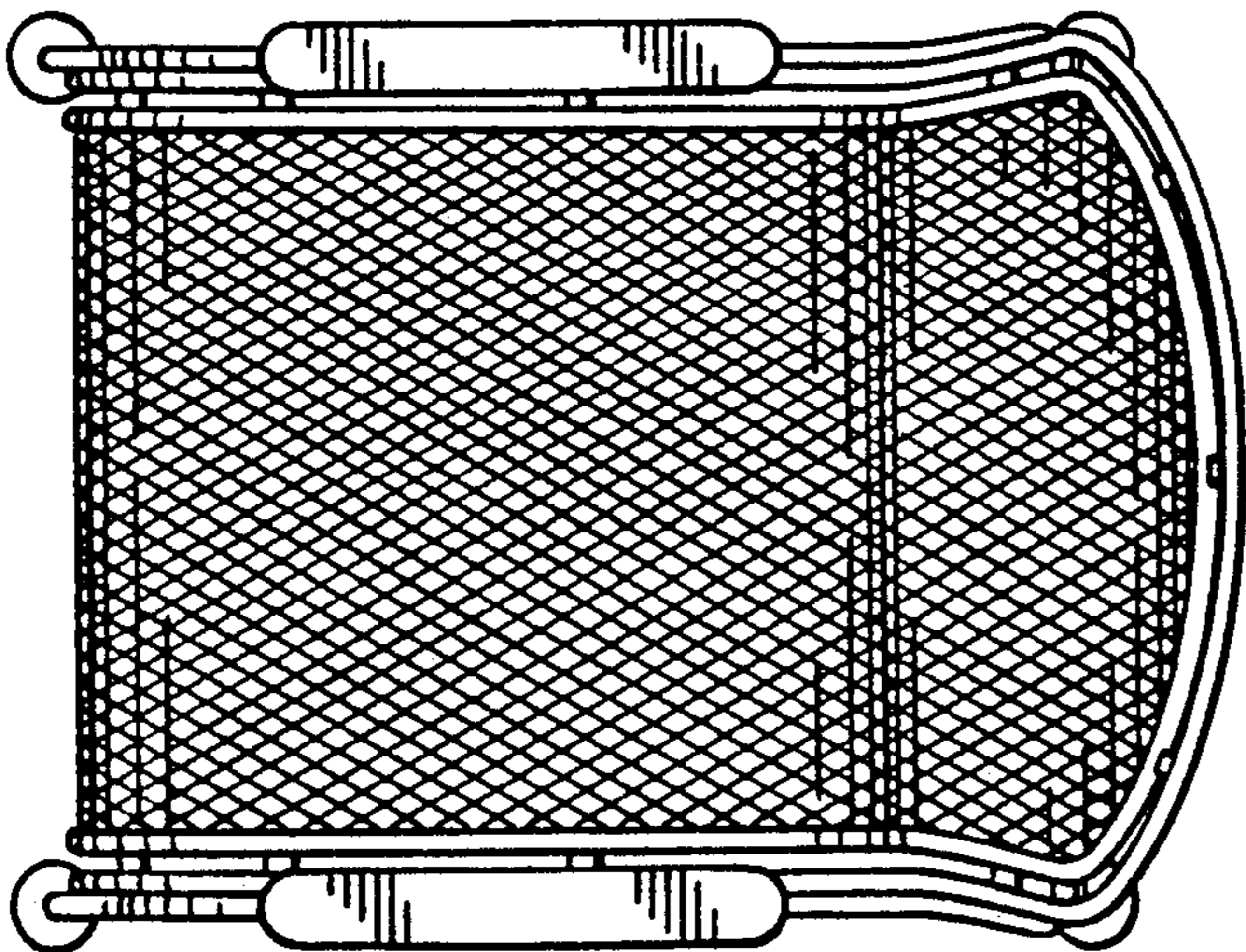
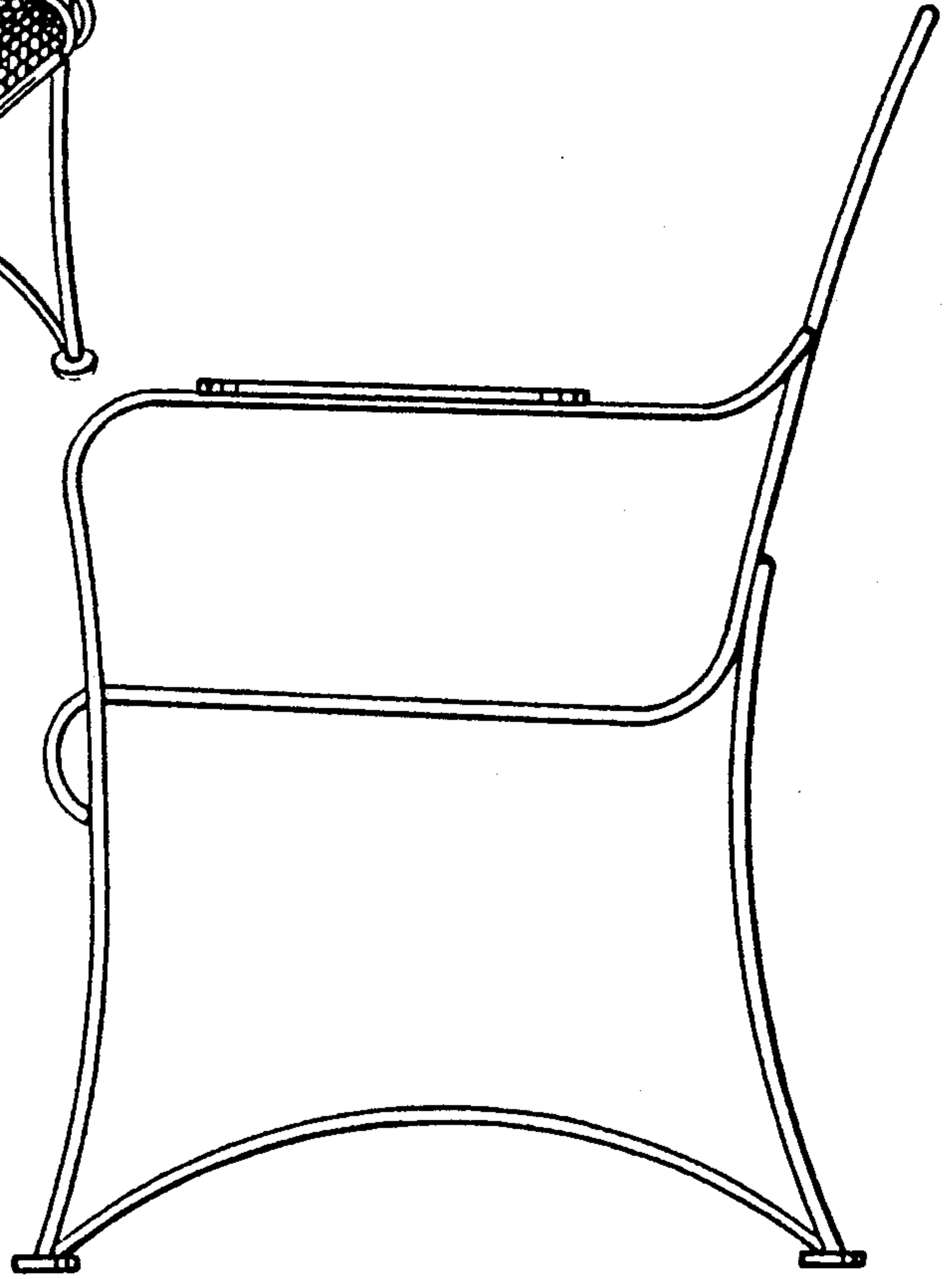


FIG. 3.




FIG. 4.




FIG. 5.

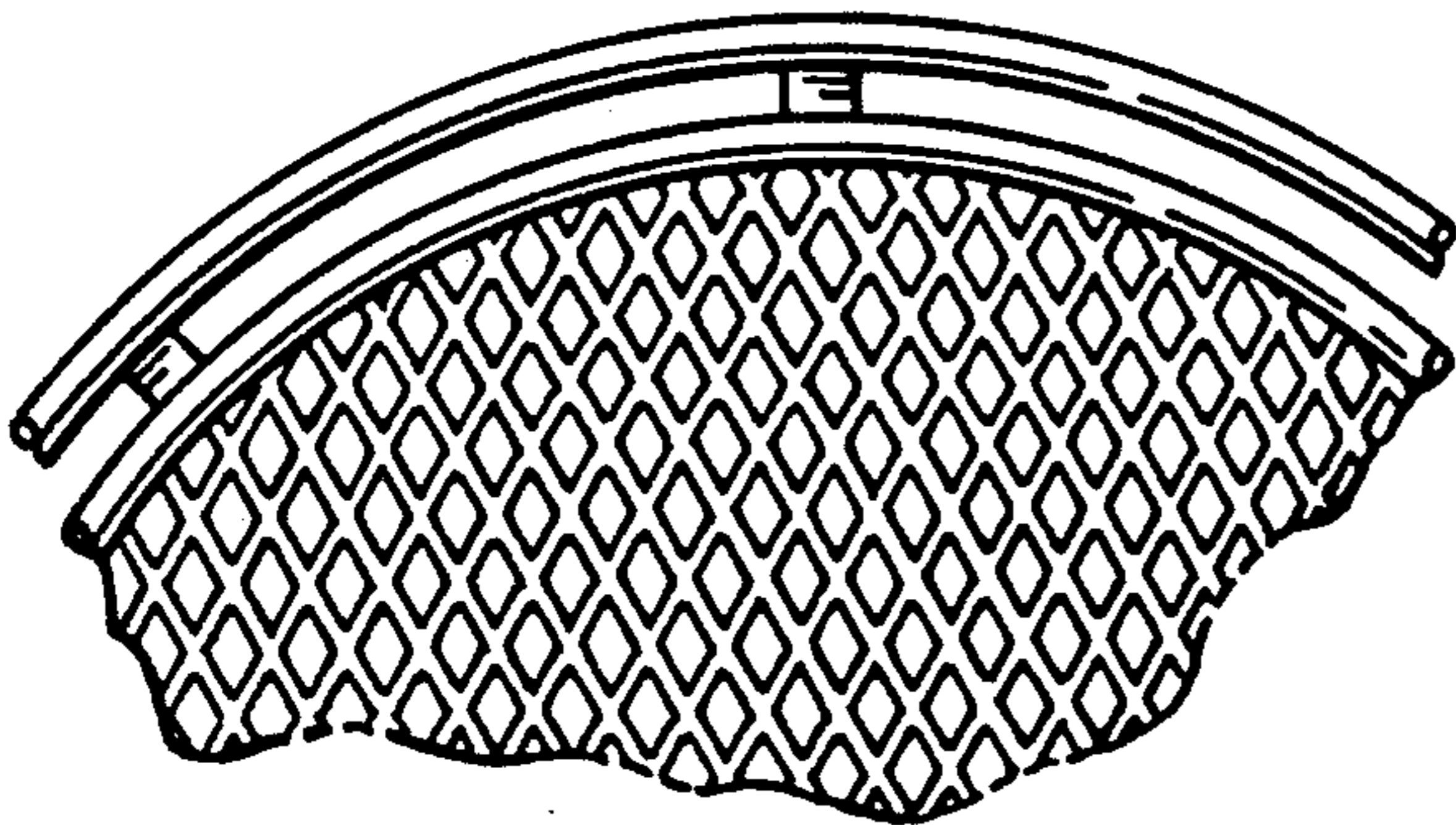


FIG. 6.