



US00D333034S

United States Patent [19]

[11] Patent Number: **Des. 333,034**

McDonald

[45] Date of Patent: **** Feb. 9, 1993**

- [54] **OUTSOLE AND MIDSOLE OF A SHOE**
- [75] Inventor: **Steven C. McDonald, Portland, Oreg.**
- [73] Assignee: **Nikem Inc., Beaverton, Oreg.**
- [**] Term: **14 Years**
- [21] Appl. No.: **806,547**
- [22] Filed: **Dec. 13, 1991**
- [52] U.S. Cl. **D2/320**
- [58] Field of Search **D2/204, 265, 274, 309-314, D2/317-321; 36/25 R, 1, 28, 29, 32 R, 43-45, 101-107, 114, 132, 136**

- D. 321,776 11/1991 Hatfield D2/314
- D. 321,973 12/1991 Hatfield D2/320
- D. 321,978 12/1991 Hatfield D2/320
- D. 322,711 12/1991 Hatfield D2/314
- D. 323,418 1/1992 Hatfield D2/314
- D. 323,423 1/1992 Rogers D2/320
- D. 323,735 2/1992 Aveni D2/314
- D. 323,927 2/1992 Rogers D2/320
- D. 324,449 5/1992 Hatfield D2/320
- D. 327,165 6/1992 Hatfield D2/320
- 1,075,039 10/1913 Keith 36/1
- 4,266,349 5/1981 Schmohl 36/32 R
- 4,550,510 11/1985 Stubblefield 36/32 R
- 4,785,557 11/1988 Kelley et al. 36/32 R

[56] References Cited

U.S. PATENT DOCUMENTS

- D. 247,998 5/1978 Lobosco D2/320
- D. 249,748 10/1978 Kitamura D2/309
- D. 255,175 6/1980 Iwakata D2/320
- D. 255,286 6/1980 Fuzita .
- D. 261,446 10/1981 Schmohl D2/309
- D. 265,437 7/1982 Vermonet D2/309
- D. 265,605 8/1982 Batra .
- D. 270,870 10/1983 Tilles D2/309
- D. 283,463 4/1986 Chassaing D2/310
- D. 291,146 8/1987 Selbiger .
- D. 293,271 12/1987 Lussier .
- D. 293,732 1/1988 Kelley et al. .
- D. 295,460 5/1988 Hase et al. .
- D. 296,150 6/1988 Diaz .
- D. 296,152 6/1988 Selbiger .
- D. 307,664 5/1990 Kiyosawa .
- D. 310,442 9/1990 Hatfield D2/314
- D. 311,447 10/1990 Hatfield .
- D. 311,810 11/1990 Hatfield D2/320
- D. 311,989 11/1990 Parker et al. D2/319
- D. 312,920 12/1990 Aveni D2/320
- D. 313,113 12/1990 Aveni D2/320
- D. 315,442 3/1991 Kilgore et al. D2/320
- D. 315,443 3/1991 Hatfield D2/320
- D. 316,175 4/1991 Legacki et al. D2/320
- D. 316,324 4/1991 Rogers D2/320
- D. 316,626 5/1991 Hatfield D2/320
- D. 317,828 7/1991 Rogers D2/320
- D. 319,335 8/1991 Kawasaki et al. D2/320
- D. 319,532 9/1991 Mitsui D2/320
- D. 319,534 9/1991 Rogers D2/320
- D. 321,585 11/1991 Rogers D2/314
- D. 321,590 11/1991 Smith, III D2/320

OTHER PUBLICATIONS

- Nike Footwear Catalogue, Spring 1989 (published Jun. 1988), pp. 8, 28, 30, 32, 40 and 50.
- Nike Footwear Catalogue, Fall 1989 (published Jan. 1989), pp. 4, 22, 24, 26, 30, 32 and 62.
- Nike Footwear Catalogue, Spring 1990 (published Jun. 1989), pp. 4, 22, 26 and 28.
- Nike Footwear Catalogue, Fall 1990 (published Jan. 1990), pp. 4, 8, 22, 30 and 34.
- Nike Footwear Catalogue, Spring 1991 (published Jun. 1990), pp. 28, 32, 42, 44, 46, 54 and 60.
- Nike Footwear Catalogue, Fall 1991 (published Jan. 1991), pp. 10, 32, 34, 38, 60 and 146.

Primary Examiner—Louis S. Zarfaz
Attorney, Agent, or Firm—Banner, Birch, McKie & Beckett

[57] CLAIM

The ornamental design for an outsole and midsole of a shoe, as shown and described.

DESCRIPTION

FIG. 1 is a right side elevational view of an outsole and midsole of a shoe showing my new design;
 FIG. 2 is a left side elevational view of the outsole and midsole shown in FIG. 1;
 FIG. 3 is a front elevational view of the outsole and midsole shown in FIG. 1;
 FIG. 4 is a rear elevational view of the outsole and midsole shown in FIG. 1;
 FIG. 5 is a bottom plan view of the outsole and midsole shown in FIG. 1;

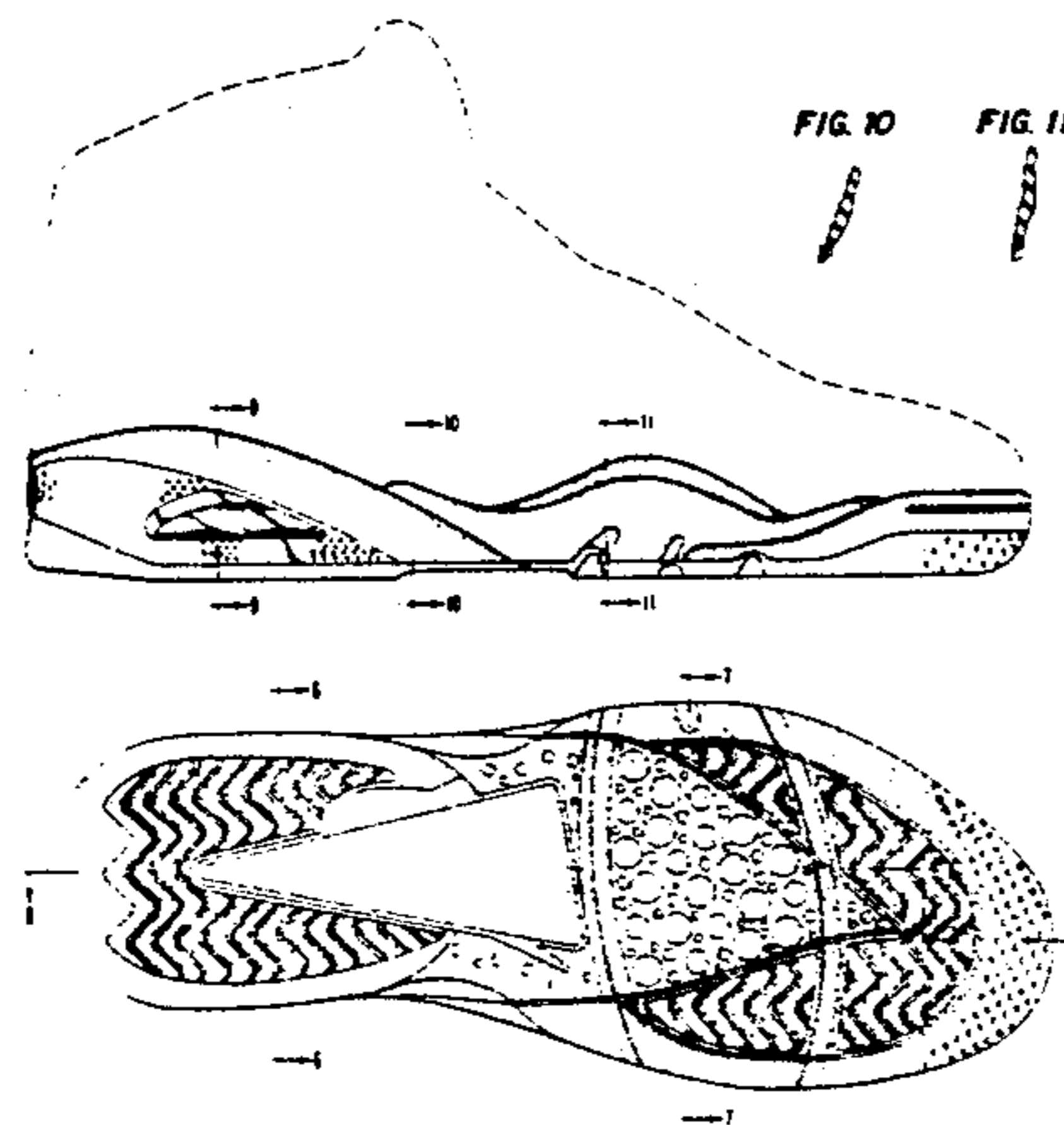


FIG. 6 is a cross section taken along the line 6—6 shown in FIG. 5;

FIG. 7 is a cross section taken along the line 7—7 shown in FIG. 5;

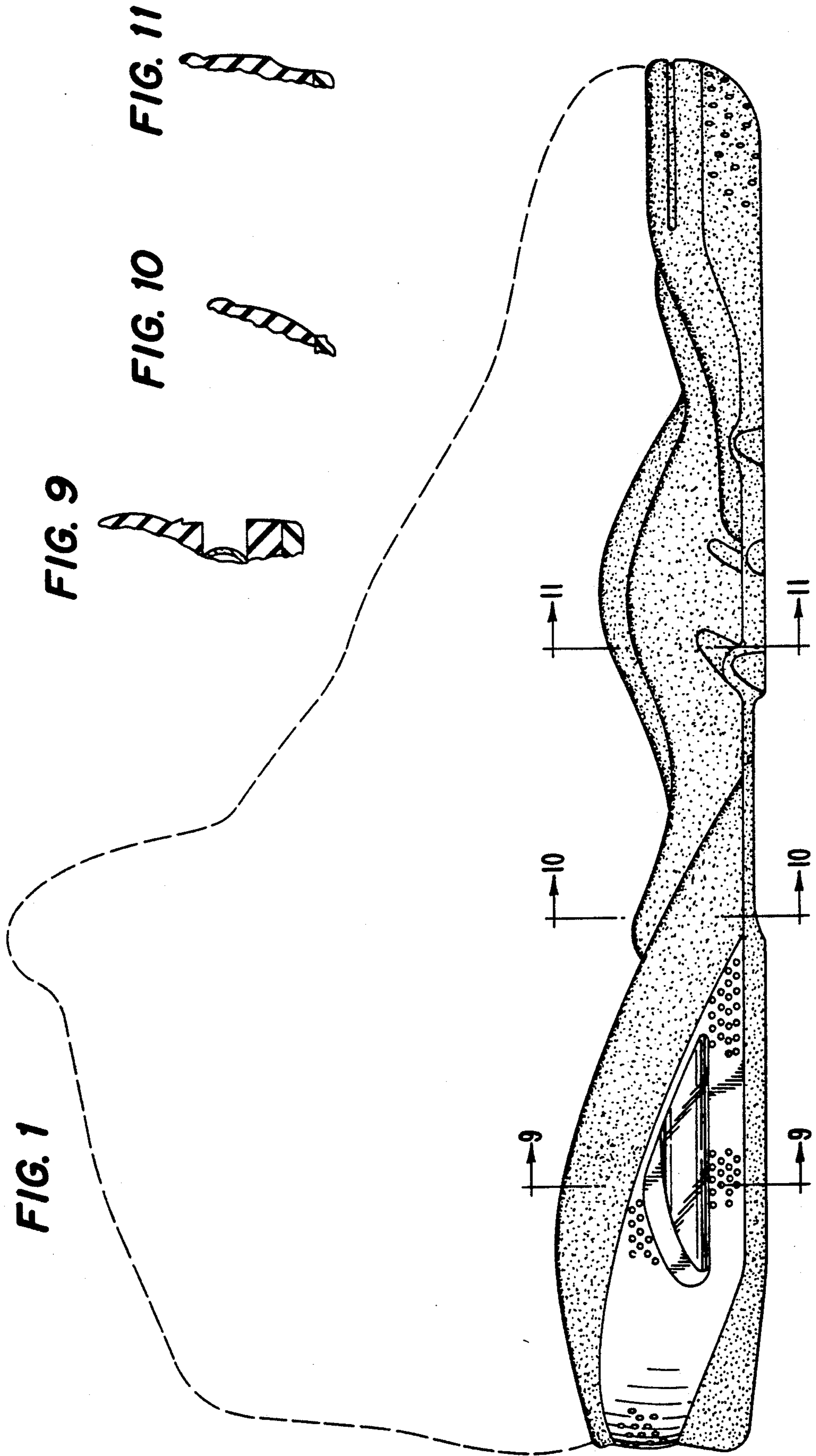
FIG. 8 is a cross section taken along the line 8—8 shown in FIG. 5;

FIG. 9 is a cross-sectional view taken along the line 9—9 shown in FIG. 1;

FIG. 10 is a cross-sectional view taken along the line 10—10 shown in FIG. 1; and,

FIG. 11 is a cross-sectional view taken along the line 11—11 shown in FIG. 1.

The broken line showing of a shoe upper in FIGS. 1-4 is for illustrative purposes only and forms no part of the claimed design.



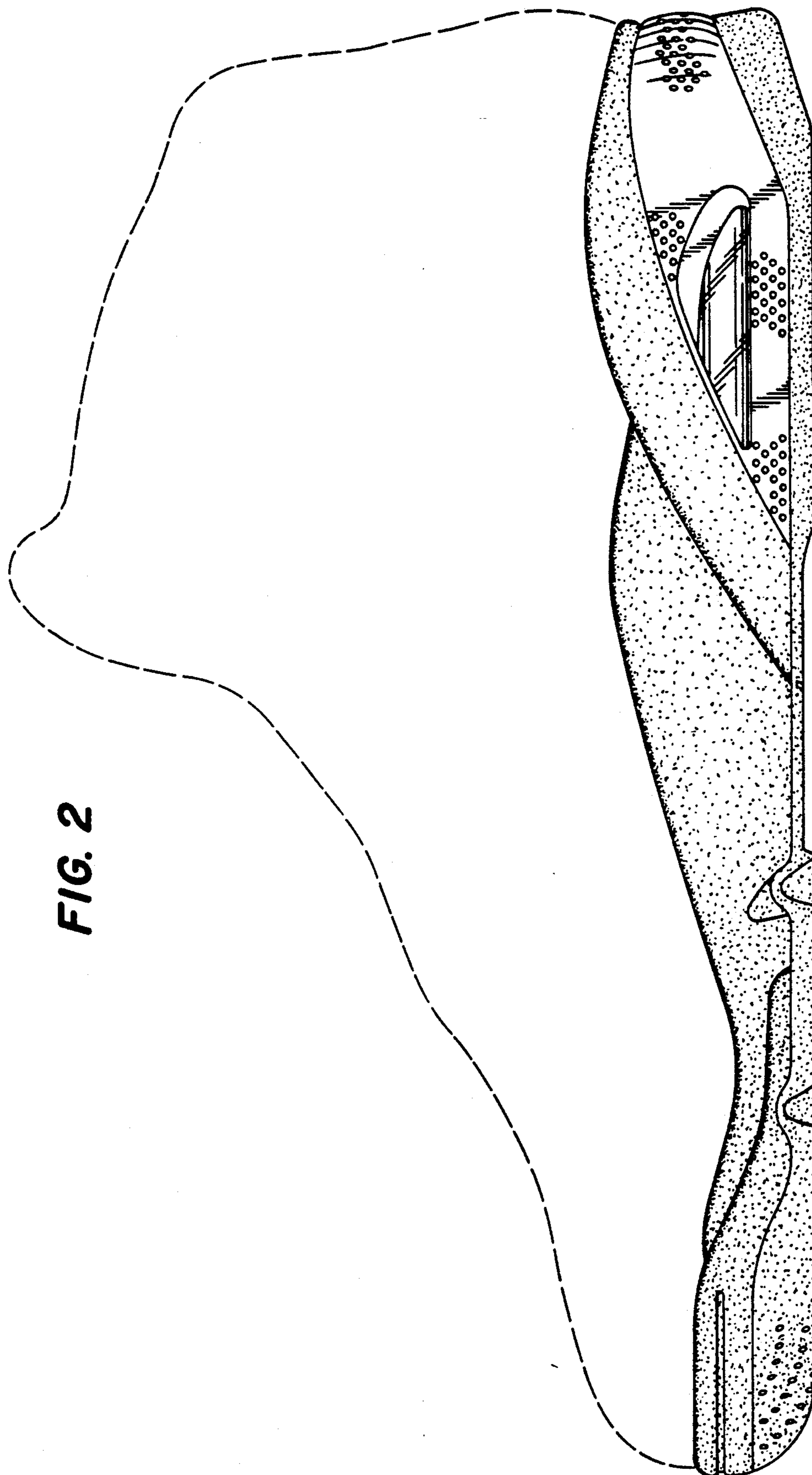


FIG. 2

FIG. 4

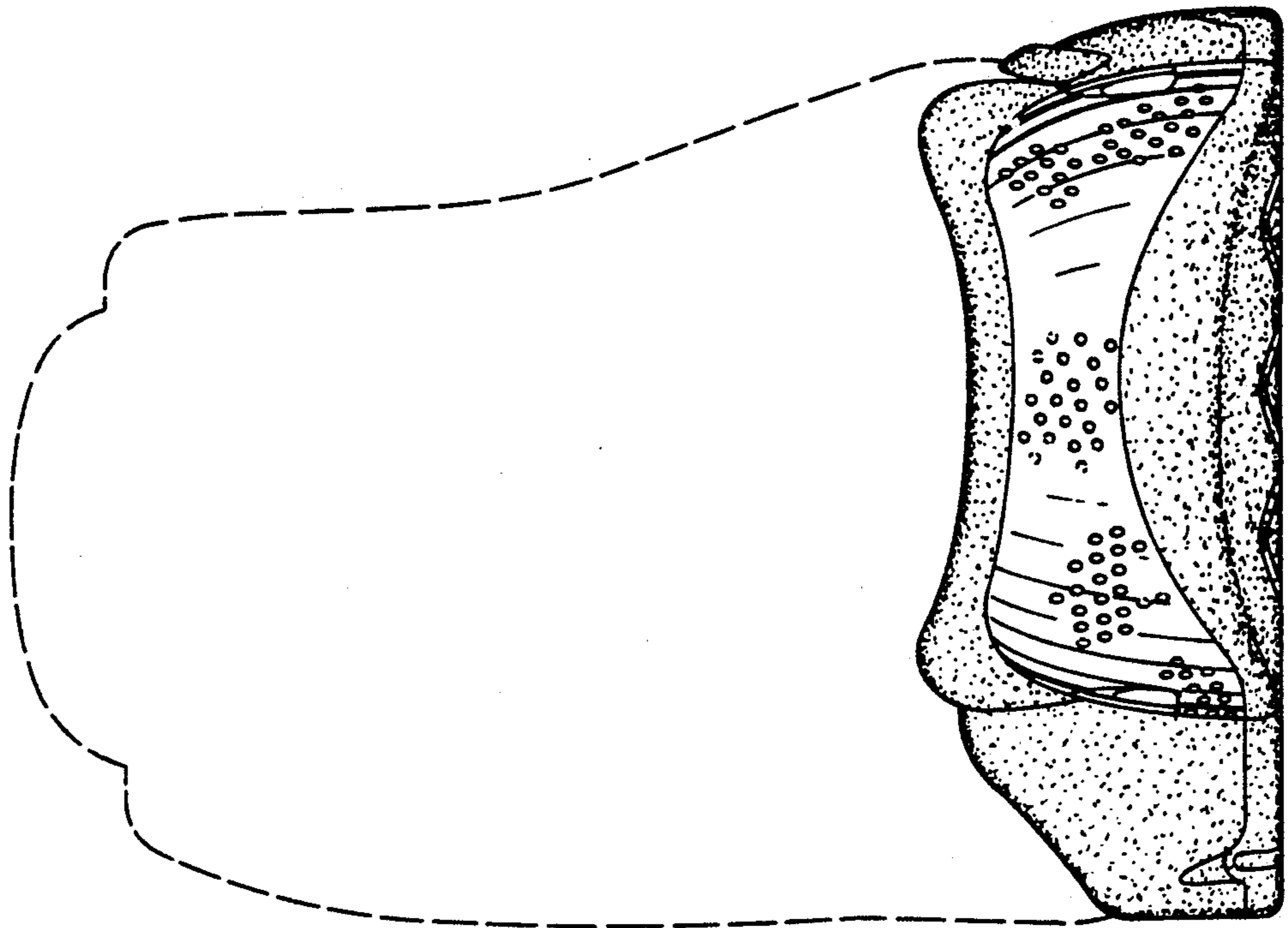
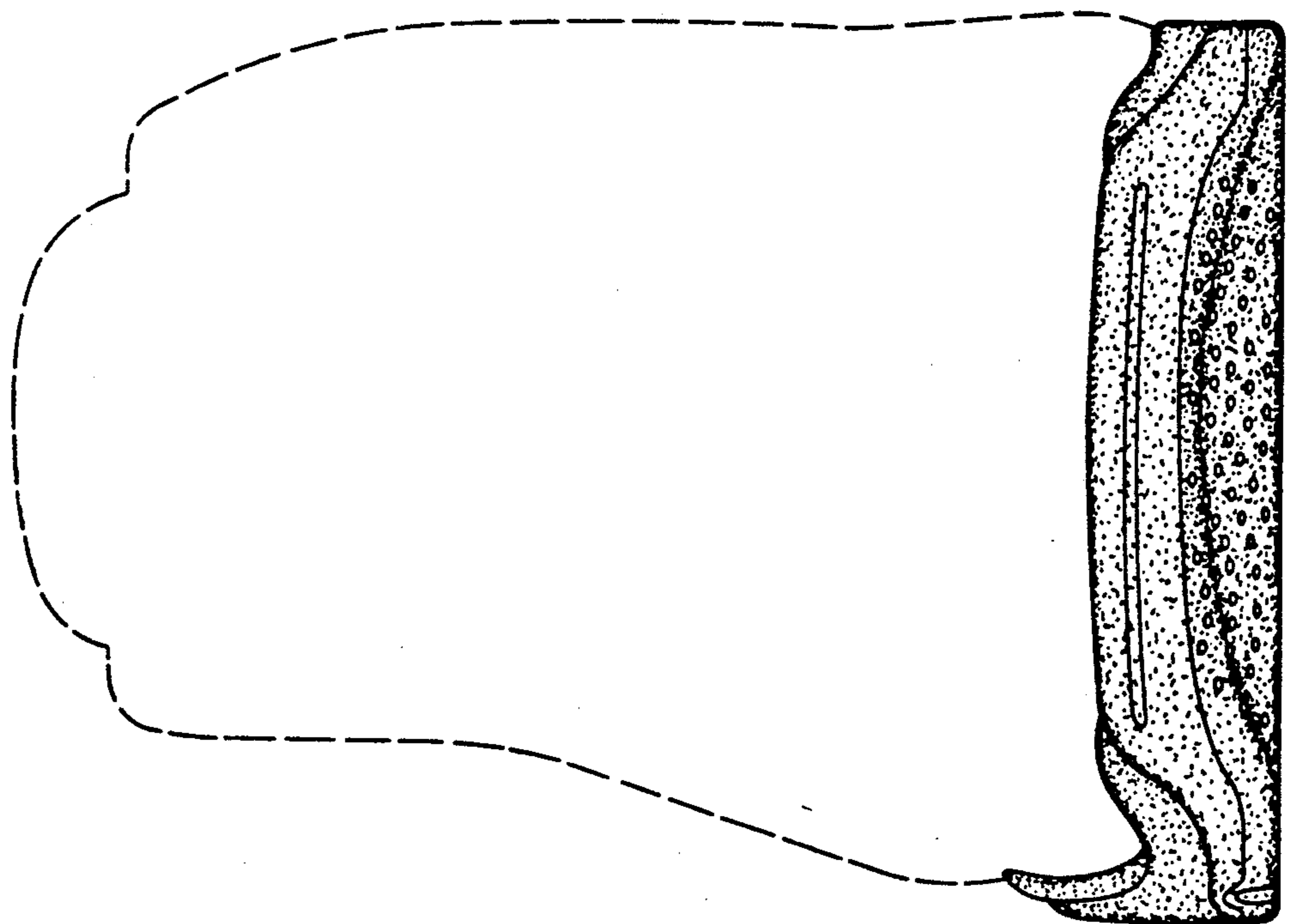


FIG. 3



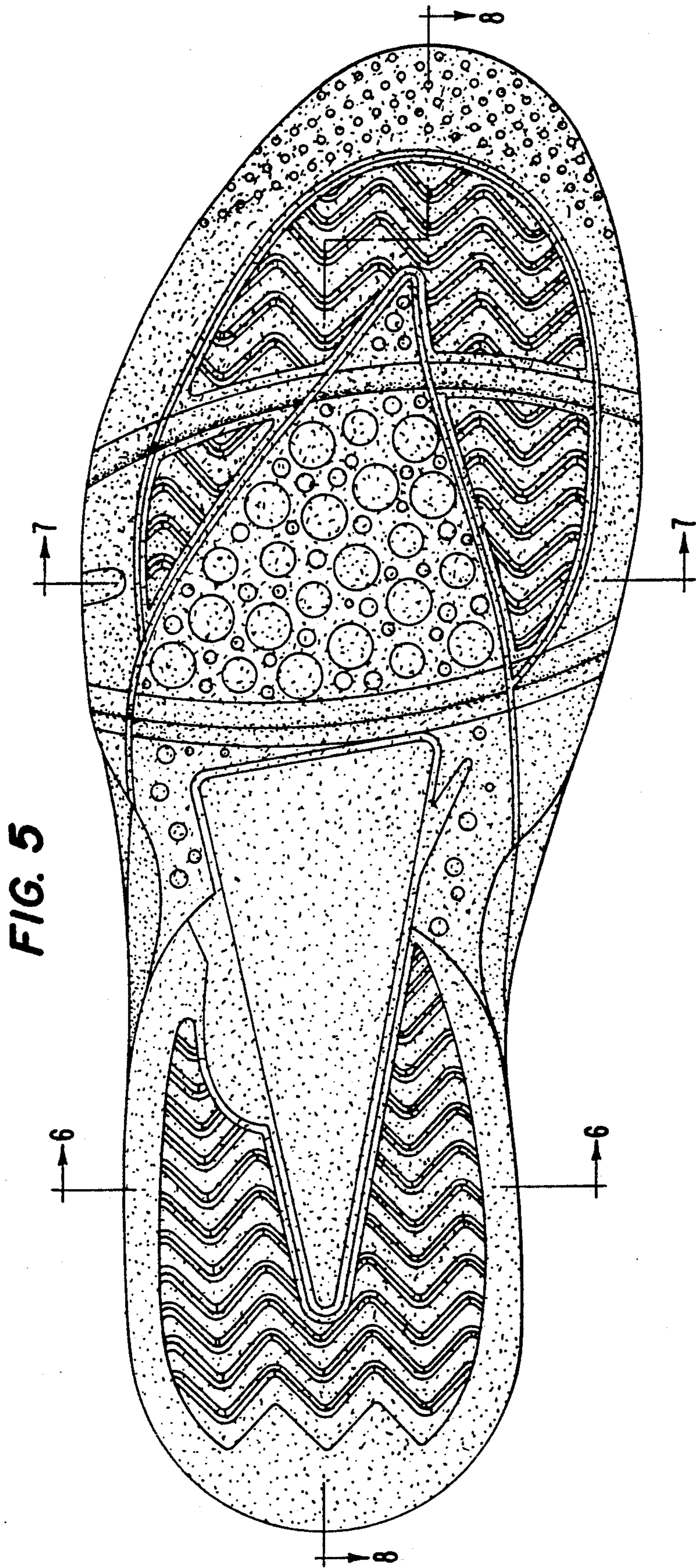


FIG. 6



FIG. 7



FIG. 8

