



US00D333033S

United States Patent [19]

[11] Patent Number: **Des. 333,033**

Bailey

[45] Date of Patent: **** Feb. 9, 1993**

[54] **SHOE UPPER**

4,833,795 5/1989 Diaz 36/29

[75] Inventor: **Catherine M. Bailey, Portland, Oreg.**

OTHER PUBLICATIONS

[73] Assignee: **Nike, Inc., Beaverton, Oreg.**

Fall 1991 Nike Footwear Catalog published Jan. 1991, pp. 86, 87, 160, 161.

[**] Term: **14 Years**

Spring 1991 Nike Footwear Catalog published Jun. 1990, pp. 38, 39.

[21] Appl. No.: **740,471**

Spring 1989 Nike Footwear Catalog published Jun. 1988, pp. 80, 81.

[22] Filed: **Aug. 5, 1991**

Spring 1990 Nike Footwear Catalog published Jun. 1989, pp. 62, 63.

[52] U.S. Cl. **D2/314; D2/310**

[58] Field of Search **D2/264, 265, 308-314; 36/45, 83, 84, 89, 102-107, 112-114, 132, 136**

[56] **References Cited**

Primary Examiner—**Louis S. Zarfes**

Attorney, Agent, or Firm—**Banner, Birch, McKie & Beckett**

U.S. PATENT DOCUMENTS

D. 257,074	9/1980	Gucci	D2/310
D. 294,654	3/1988	Liggett et al. .	
D. 294,766	3/1988	Igoe	D2/309
D. 296,146	6/1988	McCrea .	
D. 299,182	1/1989	Brown .	
D. 300,181	3/1989	Jimenez .	
D. 301,388	6/1989	Miller et al. .	
D. 305,577	1/1990	Feller et al. .	
D. 309,824	8/1990	Aveni et al.	D2/314
D. 310,290	9/1990	Ringel	D2/314
D. 313,885	1/1991	Richard et al.	D2/314
D. 315,389	3/1991	Spence	D2/314
D. 316,624	5/1991	Hatfield et al.	D2/314
D. 316,928	5/1991	Rogers	D2/314
D. 317,524	6/1991	Earle	D2/314
D. 319,722	9/1991	Hatfield	D2/314
D. 320,689	10/1991	Smith	D2/314

[57] **CLAIM**

The ornamental design for a shoe upper, as shown and described.

DESCRIPTION

FIG. 1 is a side elevational view of a shoe upper showing my new design;

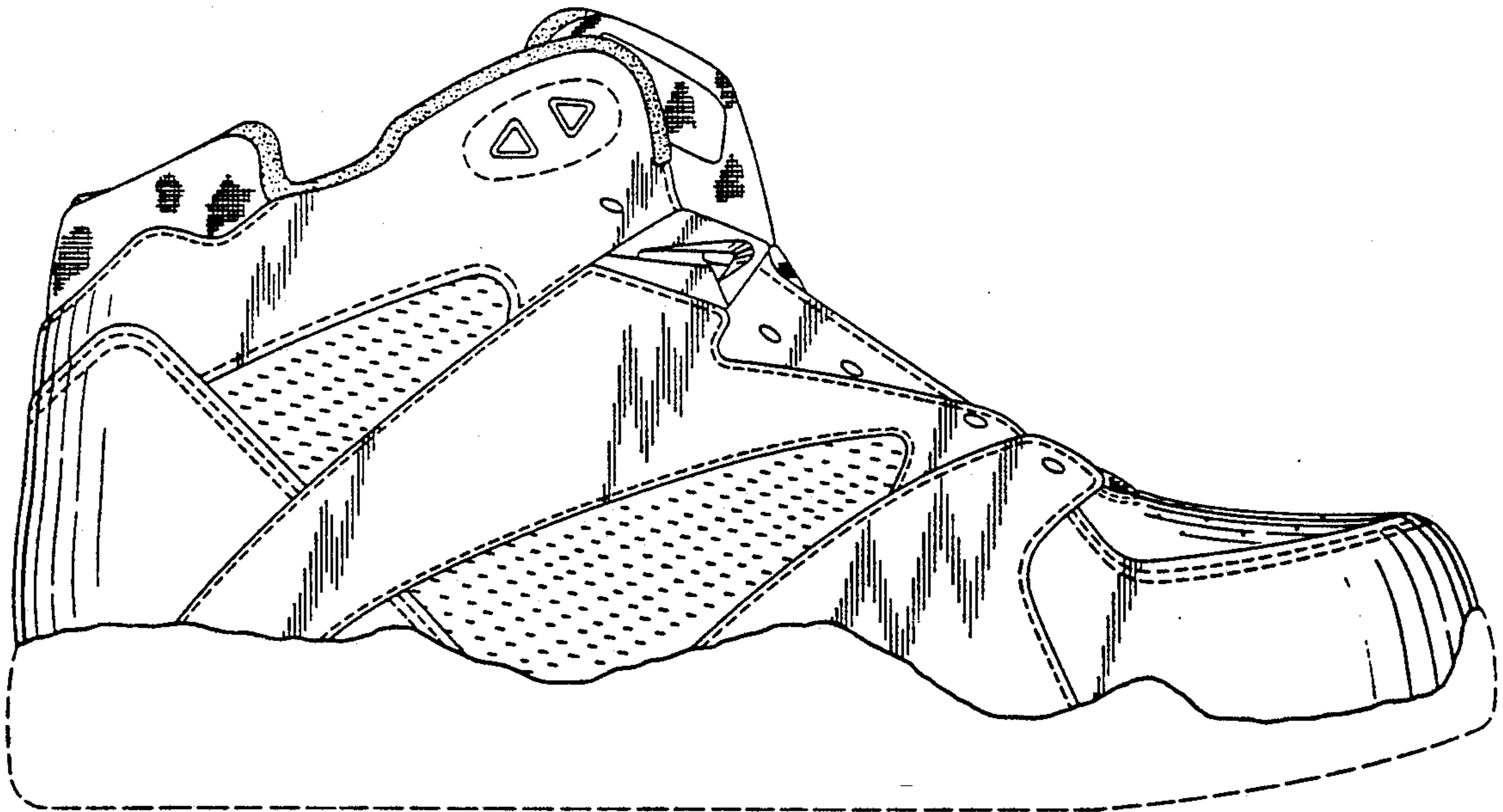
FIG. 2 is a side elevational view of the other side of the shoe upper;

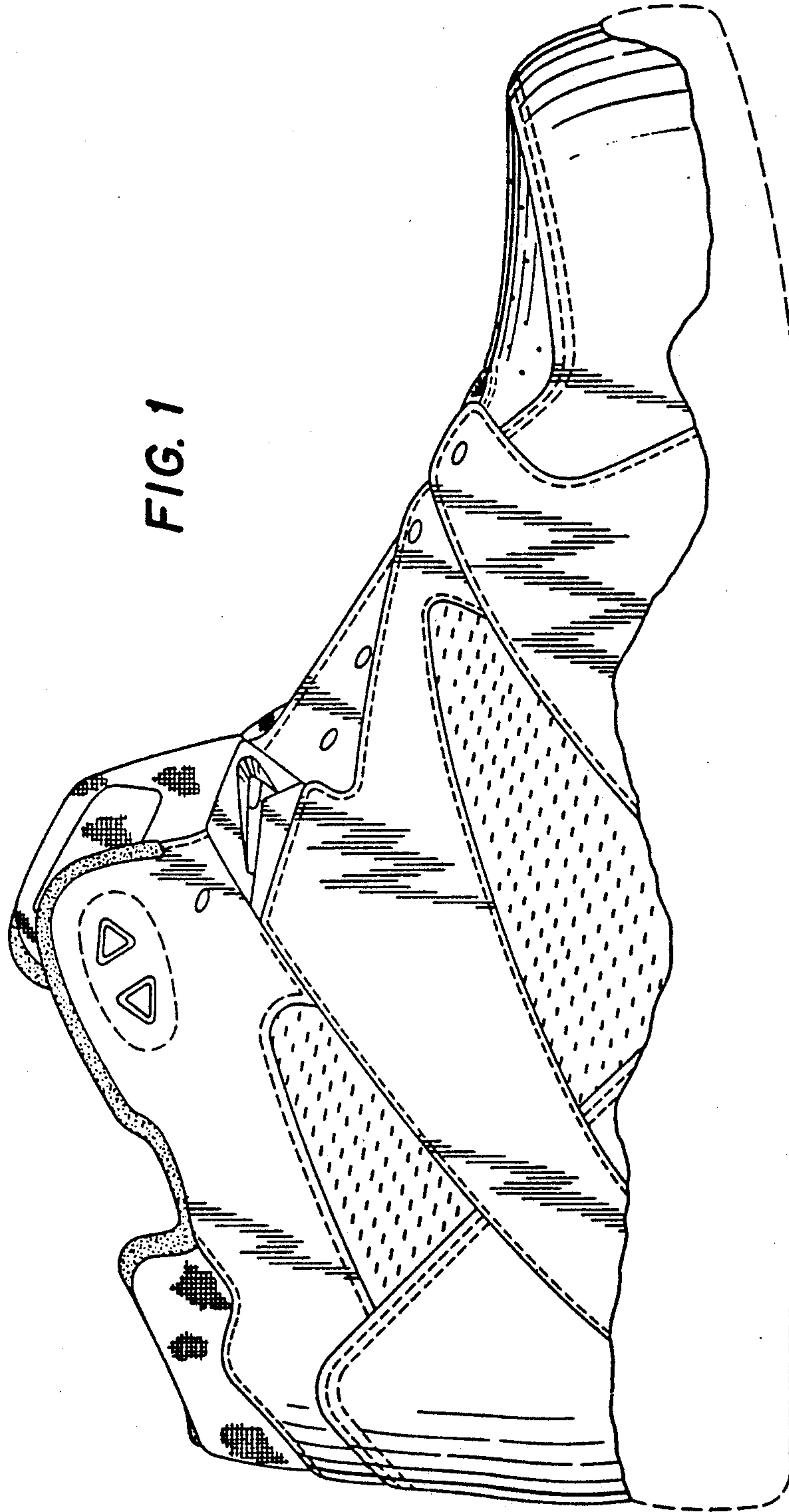
FIG. 3 is a front elevational view of the shoe upper;

FIG. 4 is a rear elevational view of the shoe upper; and,

FIG. 5 is a top plan view of the shoe upper.

The broken line showing the sole of the shoe is for illustrative purposes only and forms no part of the claimed design.





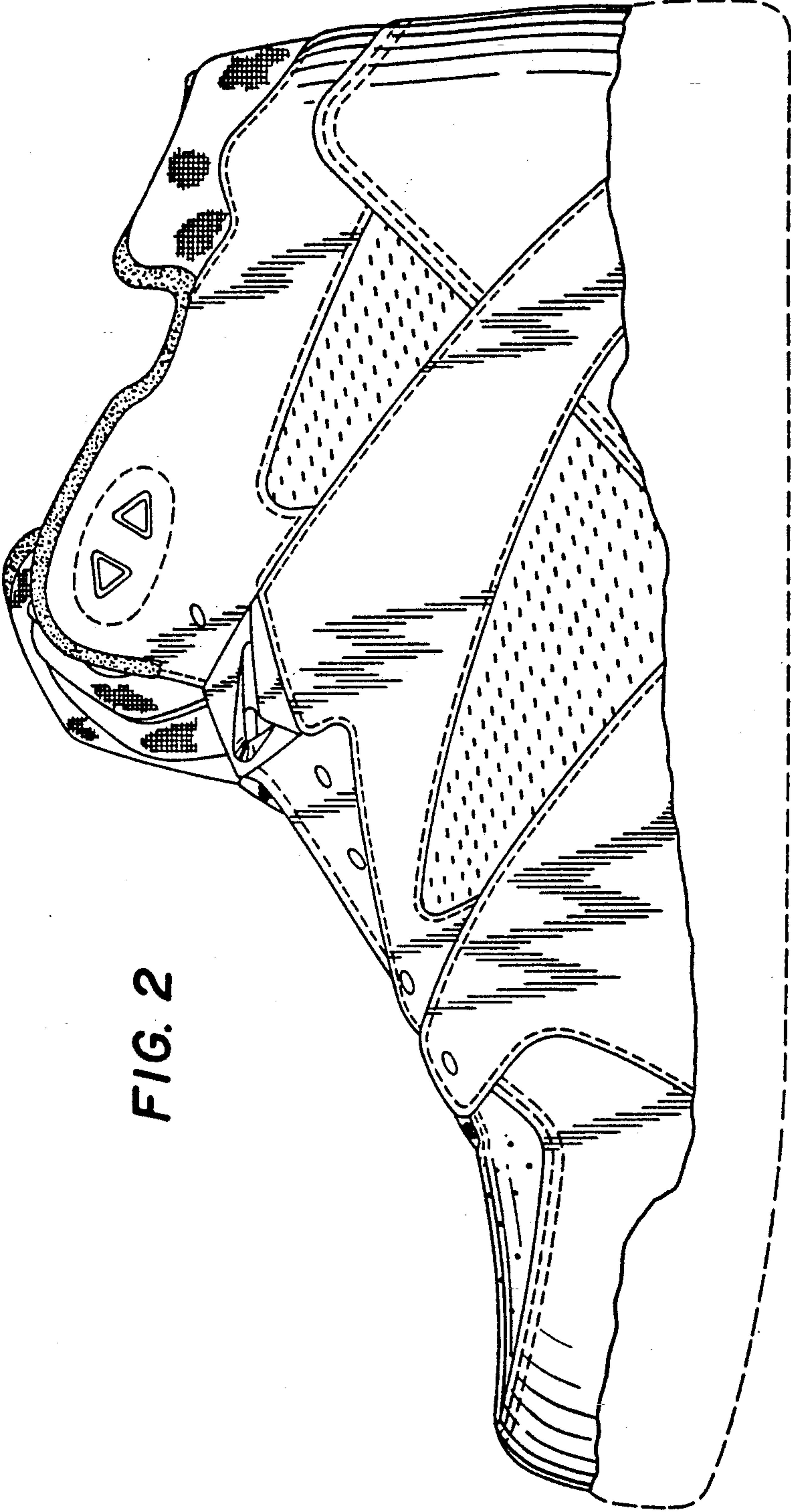


FIG. 2

FIG. 4

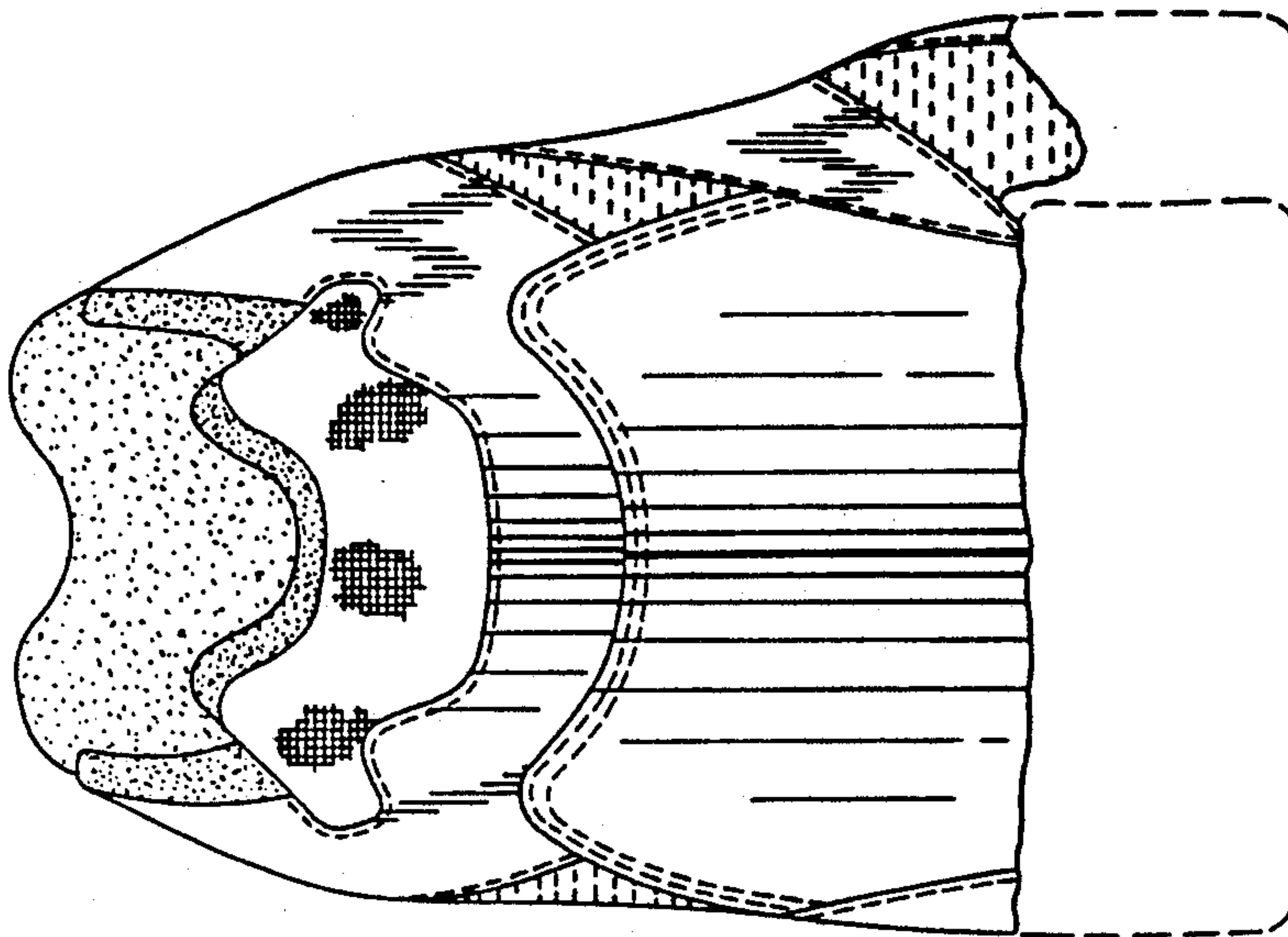


FIG. 3

