



US00D333032S

# United States Patent [19]

Hatfield

[11] Patent Number: **Des. 333,032**

[45] Date of Patent: **\*\* Feb. 9, 1993**

[54] **SHOE UPPER**

[75] Inventor: **Tinker L. Hatfield, Portland, Oreg.**

[73] Assignee: **Nike, Inc., Beaverton, Oreg.**

[\*\*] Term: **14 Years**

[21] Appl. No.: **558,417**

[22] Filed: **Jul. 27, 1990**

[52] U.S. Cl. .... **D2/314; D2/309**

[58] Field of Search ..... **D2/264, 265, 275, 308-314, D2/317-323; 36/45, 83, 84, 89, 101, 132, 112-114, 136**

D. 307,350	4/1990	Brown et al. ....	D2/314
D. 307,508	5/1990	Miller et al. ....	D2/314
D. 310,442	9/1990	Hatfield ....	D2/314
D. 315,054	3/1991	Hatfield ....	D2/314
D. 320,710	12/1991	Allen ....	D2/314
4,620,367	11/1986	Talarico, II ....	36/103
4,670,998	6/1987	Pasternak ....	36/114
4,798,010	1/1989	Sugiyama ....	36/30 R

### OTHER PUBLICATIONS

Nike Footwear Catalogue, Fall 1988 (published Jan. 1988), pp. 10, 12, 64 and 66.

Nike Footwear Catalogue, Spring 1989 (published Jun. 1988), pp. 8, 12 and 14.

Nike Footwear Catalogue, Fall 1989 (published Jan. 1989), pp. 4, 6, 8, 10, 12, 70 and 80.

Nike Footwear Catalogue, Spring 1990 (published Jun. 1989), pp. 4, 8, 12, 44 and 92.

*Primary Examiner*—Louis S. Zarfes

*Attorney, Agent, or Firm*—Banner, Birch, McKie & Beckett

### [56] References Cited

#### U.S. PATENT DOCUMENTS

D. 208,393	8/1967	Onitsuka ....	D2/311
D. 229,251	11/1973	Askew ....	D2/309
D. 248,192	6/1978	Stevenson ....	D2/309
D. 265,521	7/1982	Vermonet ....	D2/309
D. 283,463	4/1986	Chassaing ....	D2/310
D. 290,783	7/1987	Selbiger et al. ....	D2/314
D. 291,143	8/1987	Selbiger et al. ....	D2/314
D. 291,501	8/1987	Tong ....	D2/314
D. 293,970	2/1988	Brown et al. ....	D2/314
D. 294,654	3/1988	Liggett et al. ....	D2/314
D. 295,229	4/1988	Brown et al. ....	D2/314
D. 295,230	4/1988	Tong ....	D2/314
D. 295,341	4/1988	Liggett et al. ....	D2/314
D. 297,882	10/1988	Tong et al. ....	D2/314
D. 298,082	10/1988	Selbiger et al. ....	D2/314
D. 304,519	11/1989	Miller ....	D2/314
D. 304,520	11/1989	Clark ....	D2/320

### [57] CLAIM

The ornamental design for a shoe upper, as shown and described.

### DESCRIPTION

FIG. 1 is a right side elevational view of a shoe upper showing my new design;

FIG. 2 is a left side elevational view thereof;

FIG. 3 is a front elevational view thereof;

FIG. 4 is a rear elevational view thereof; and,

FIG. 5 is a top plan view thereof.

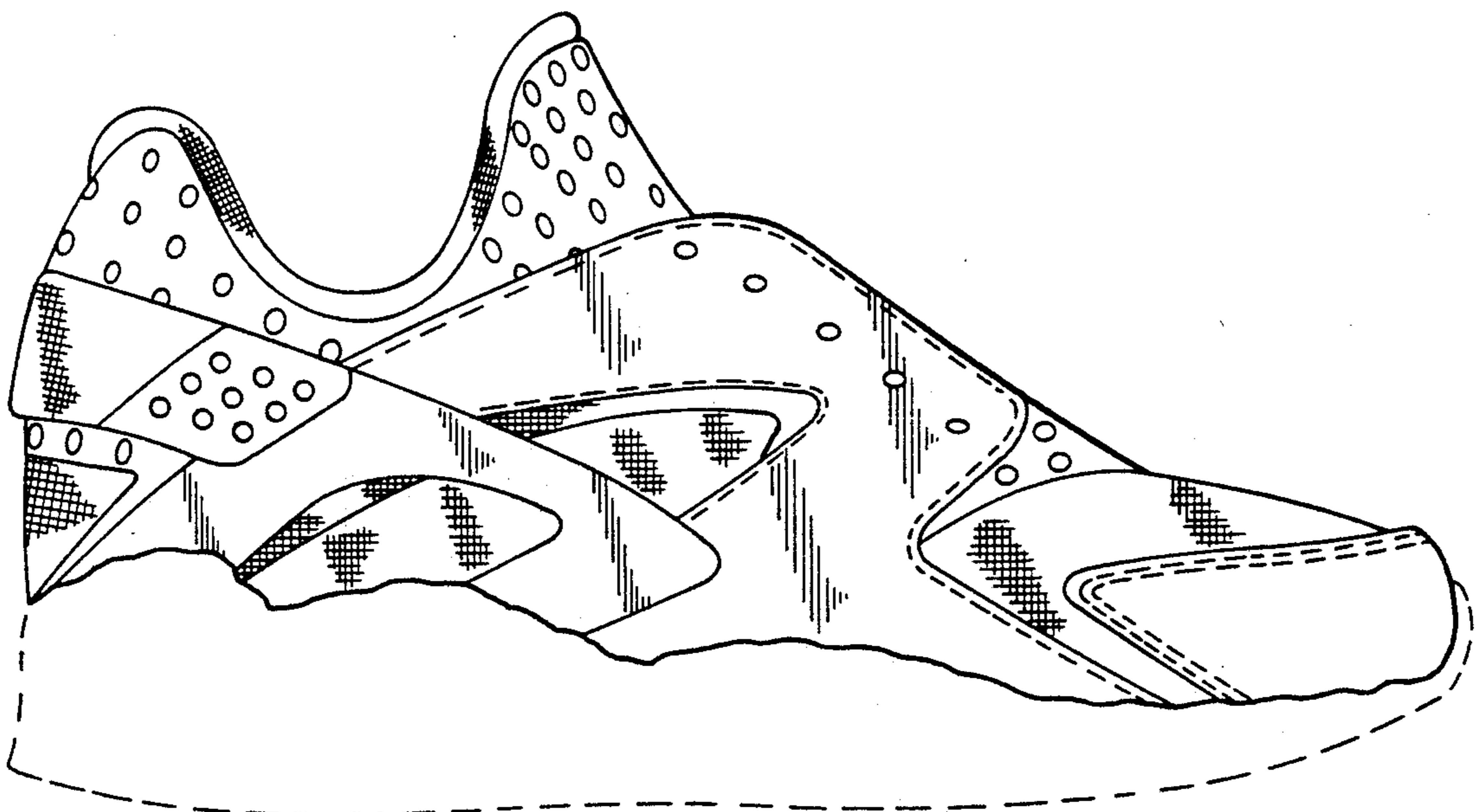
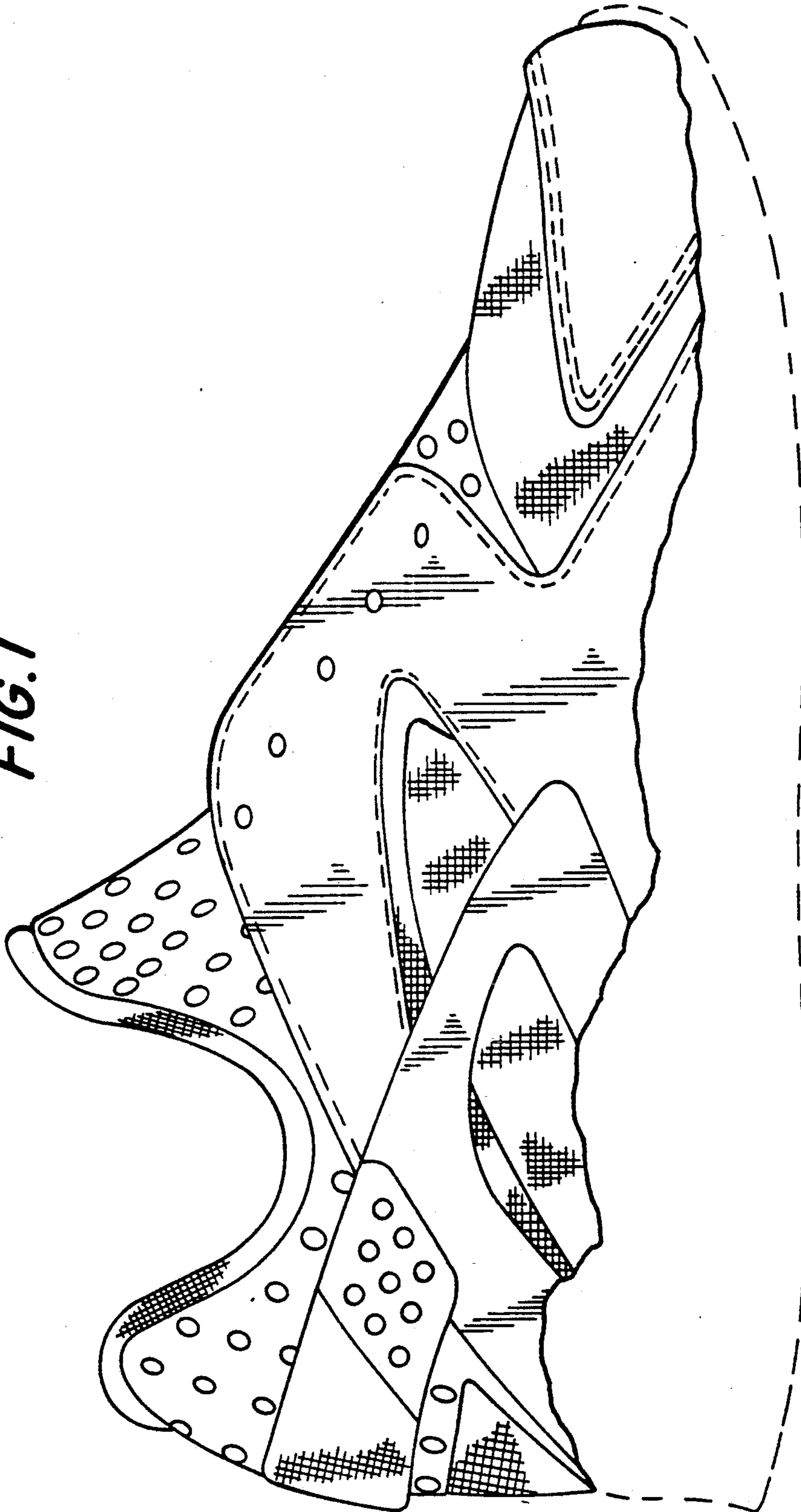


FIG. 1



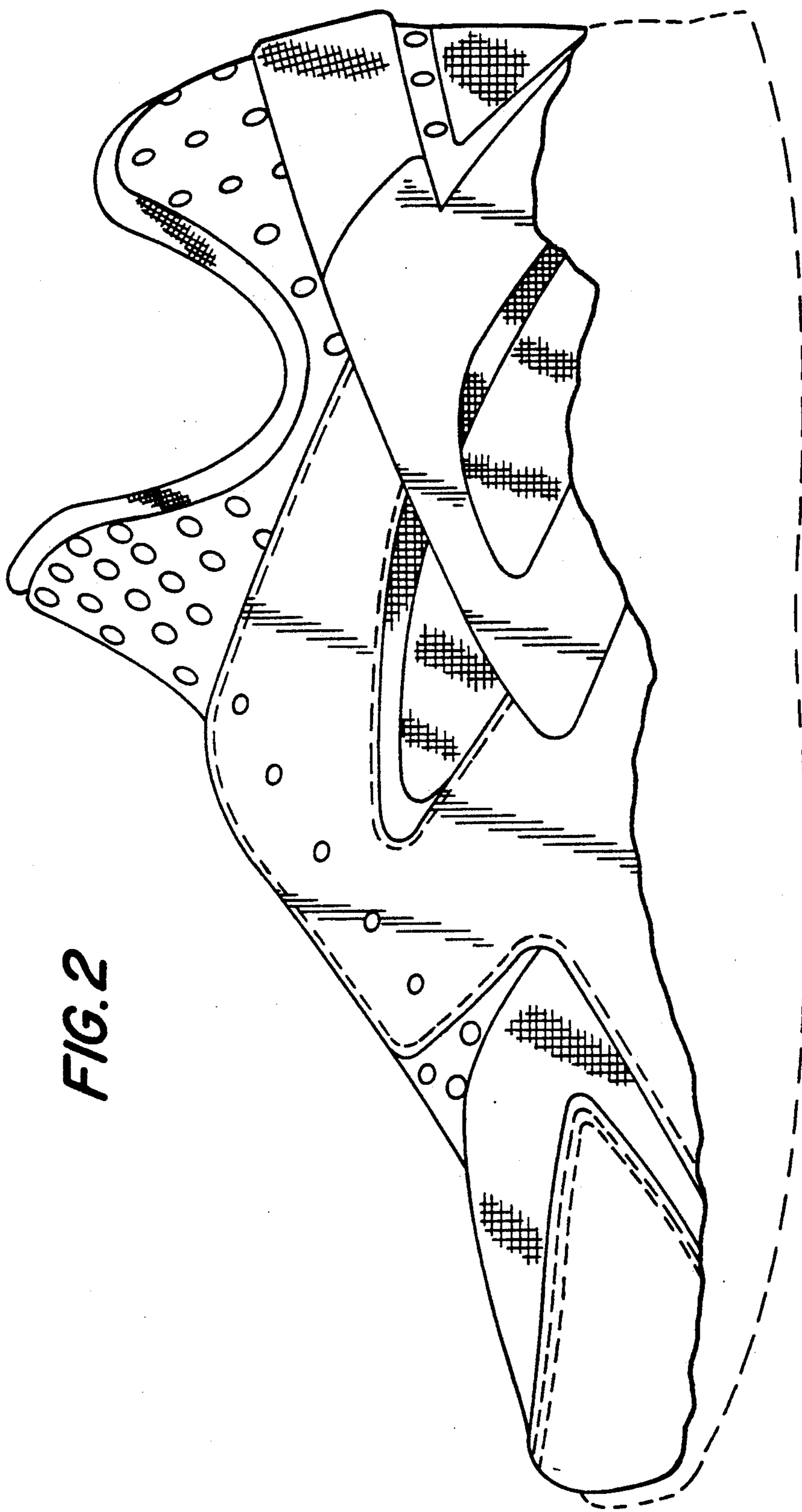
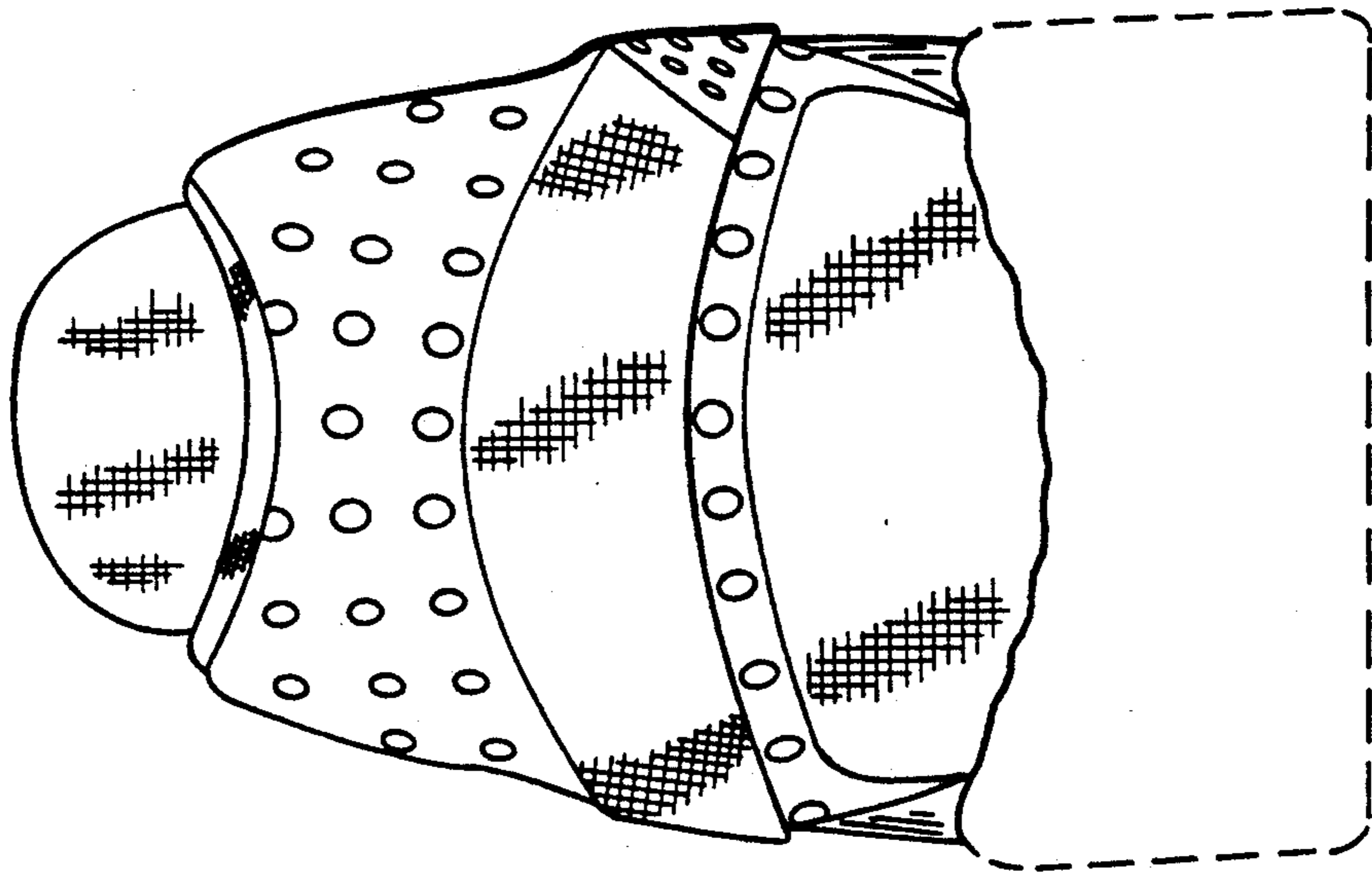
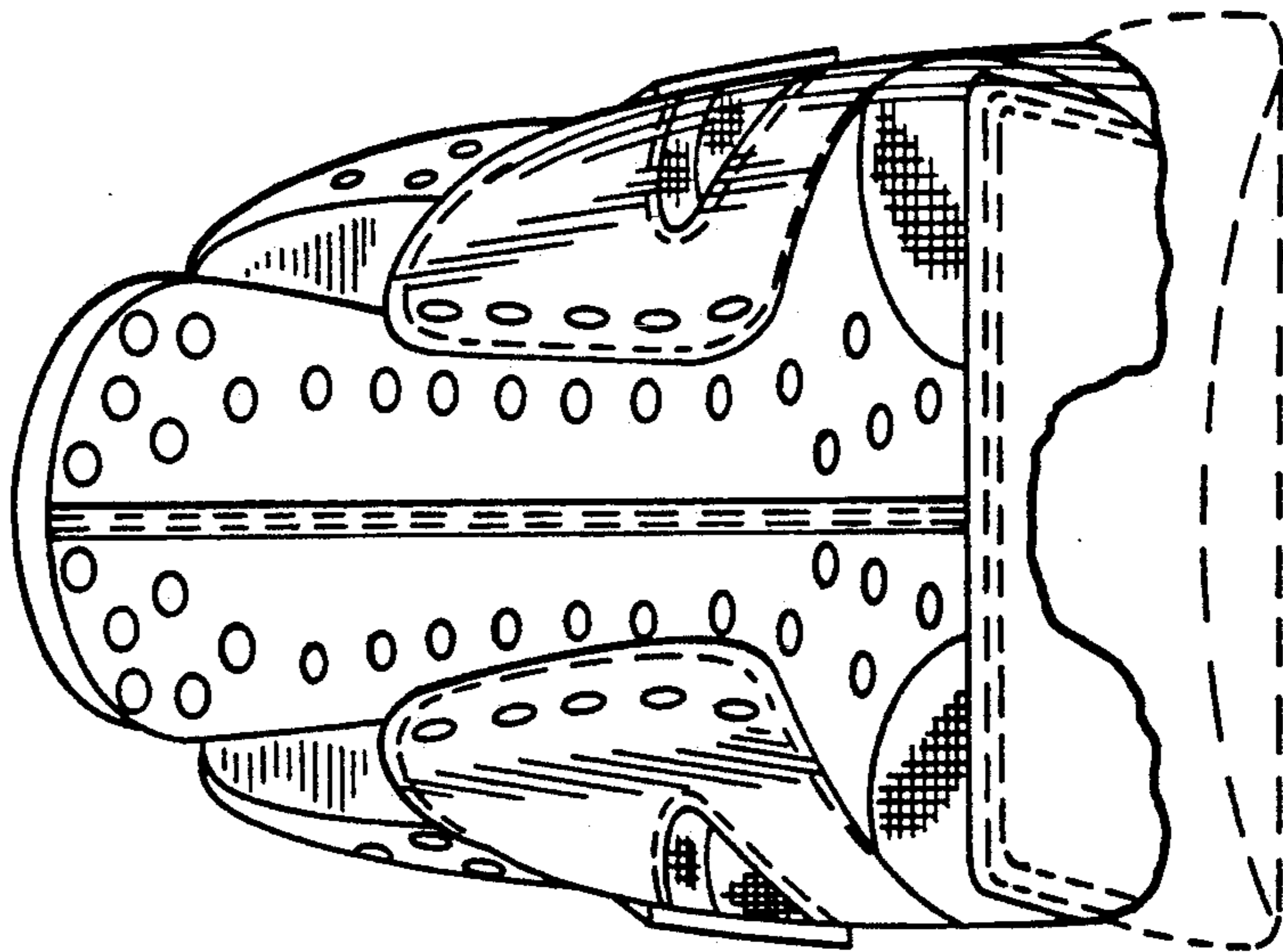


FIG. 2

**FIG. 4**



**FIG. 3**



**FIG. 5**

