



US00D333013S

United States Patent [19]

[11] **Patent Number: Des. 333,013**

Scianna

[45] **Date of Patent: ** Feb. 2, 1993**

[54] **HAIR FROSTING BAND FOR THE HEAD**

FOREIGN PATENT DOCUMENTS

[76] **Inventor: Chris C. Scianna, 29 Johnson Ave., Medford, Mass. 02155**

107747 6/1939 Australia 2/68
1053149 3/1959 Fed. Rep. of Germany 132/212

[**] **Term: 14 Years**

Primary Examiner—Theodore M. Shooman
Assistant Examiner—C. Tuttle
Attorney, Agent, or Firm—Lahive & Cockfield

[21] **Appl. No.: 559,556**

[57] **CLAIM**

[22] **Filed: Jul. 26, 1990**

The ornamental design for a hair frosting band for the head, as shown and described.

[52] **U.S. Cl. D28/20**

DESCRIPTION

[58] **Field of Search D28/9, 10, 20; D2/502; 132/208, 212, 270, 902, 213, 274, 333; 2/68, 174**

FIG. 1 is a perspective view of a hair frosting band for the head showing my new design:

[56] **References Cited**

U.S. PATENT DOCUMENTS

1,897,146	2/1933	Richardson	2/171
2,051,714	8/1936	Huntington	2/171.2
2,618,274	11/1952	Nell	2/174 X
2,997,792	8/1961	Straus, II	2/68 X
3,466,664	9/1969	Militello	2/171
4,658,840	4/1987	McCosker	132/208
4,698,852	10/1987	Romero	2/171
5,024,244	6/1991	Brown	132/208 X

FIG. 2 is an end elevational view shown on an enlarged scale; the side opposite being a mirror image of the side shown;

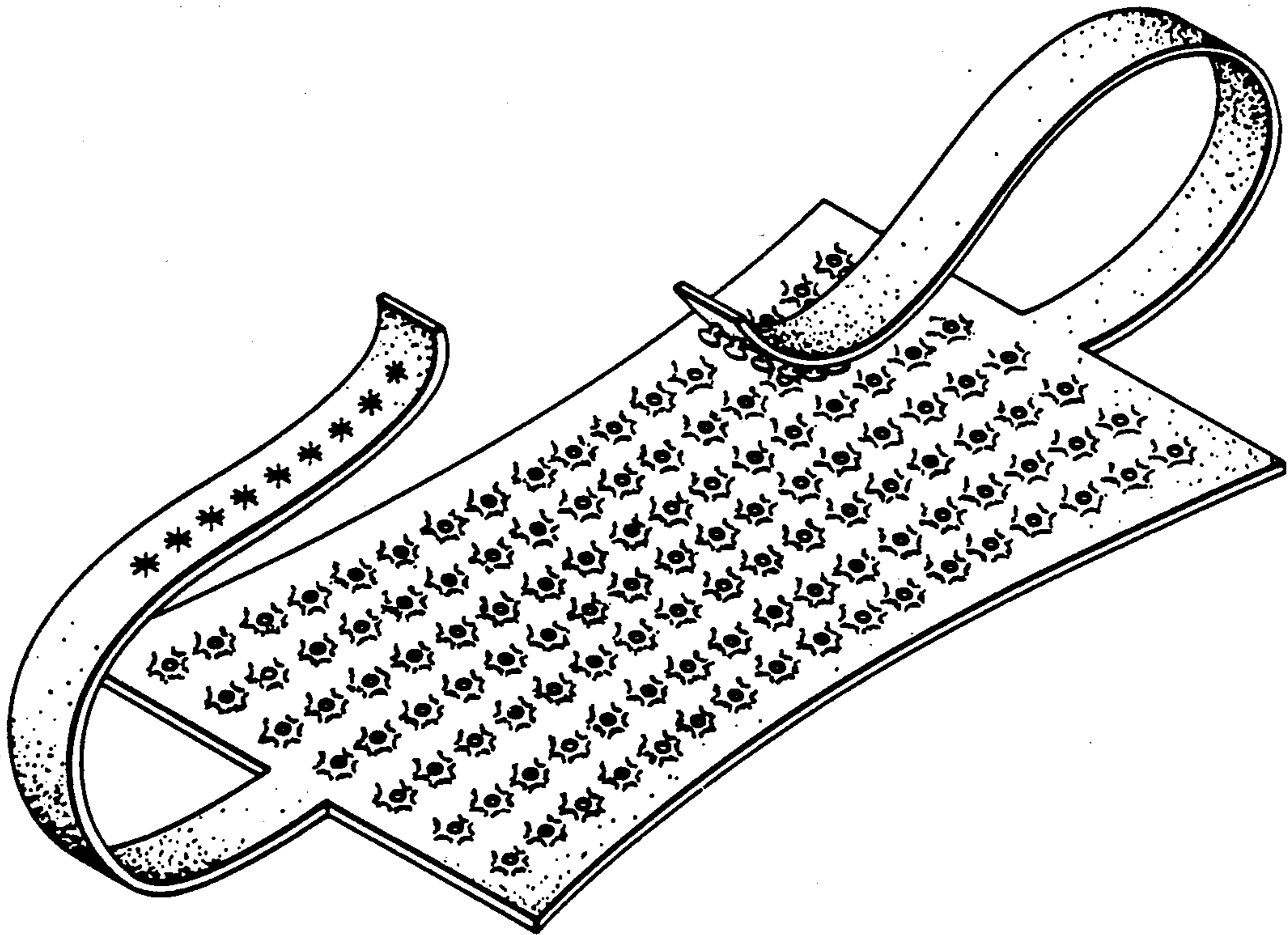
FIG. 3 is a top plan view thereof;

FIG. 4 is a side elevational view thereof, the side opposite being a mirror image of the side shown;

FIG. 5 is a bottom plan view thereof;

FIG. 6 is a cross sectional view taken on the line 6—6 of FIG. 3; and,

FIG. 7 is an enlarged fragmentary view of the portion of FIG. 3 indicated by the square in broken lines.



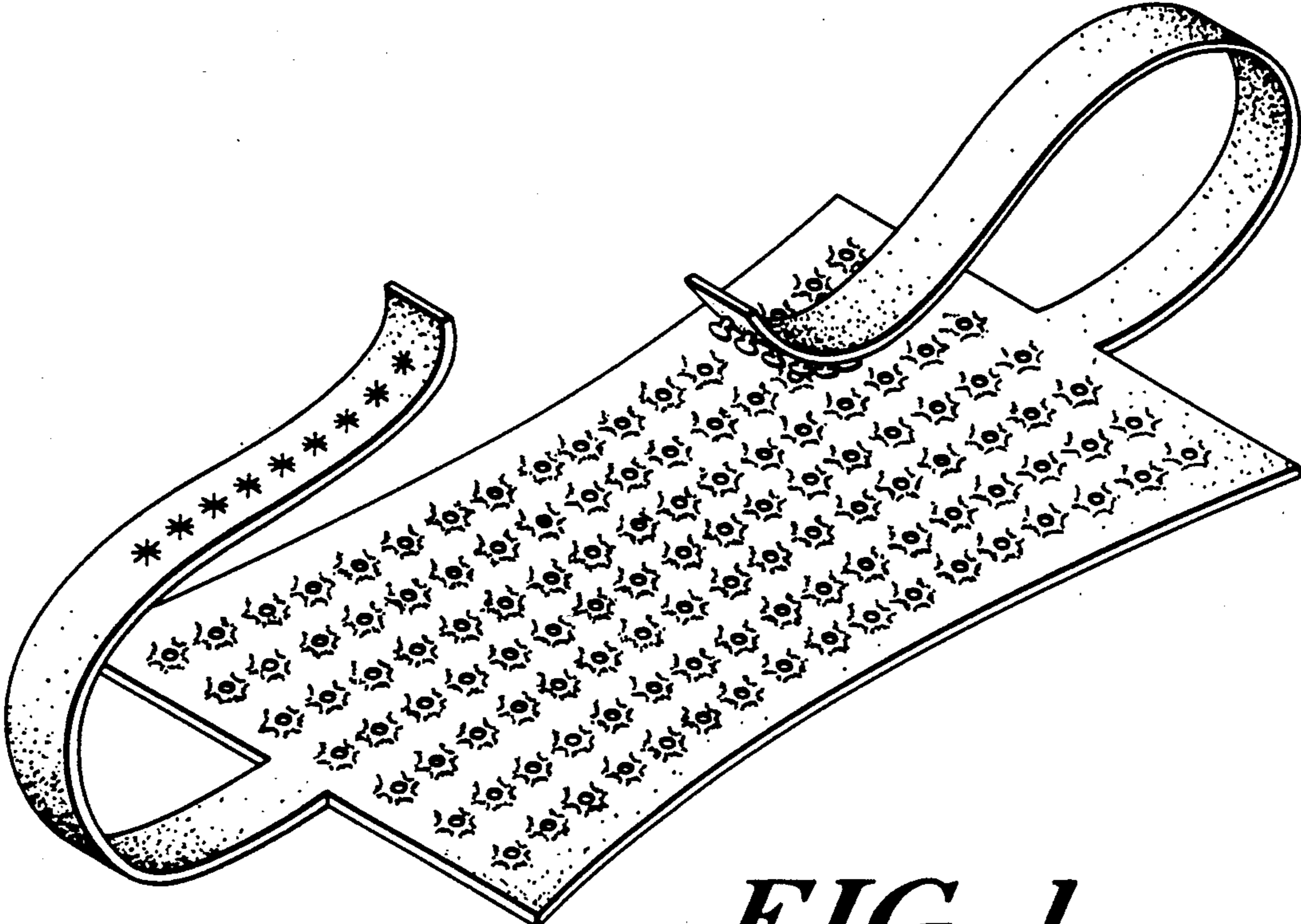


FIG. 1



FIG. 2

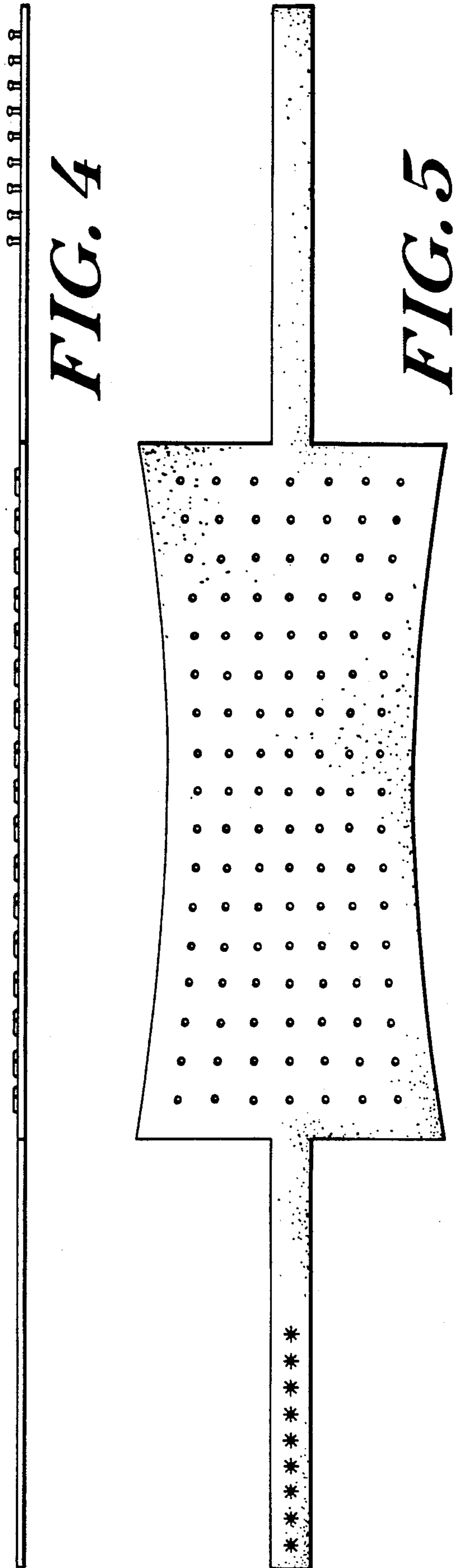
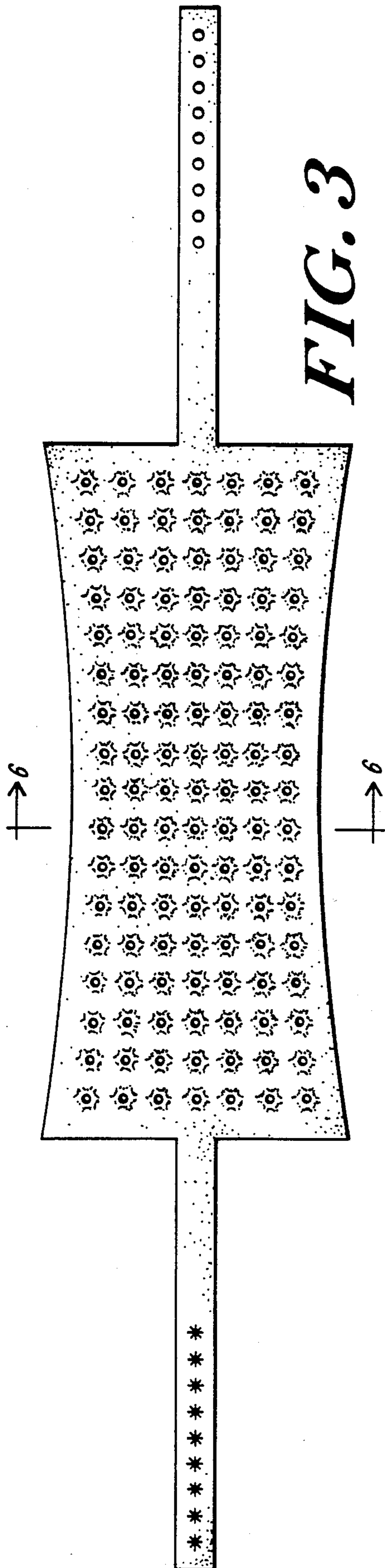




FIG. 6

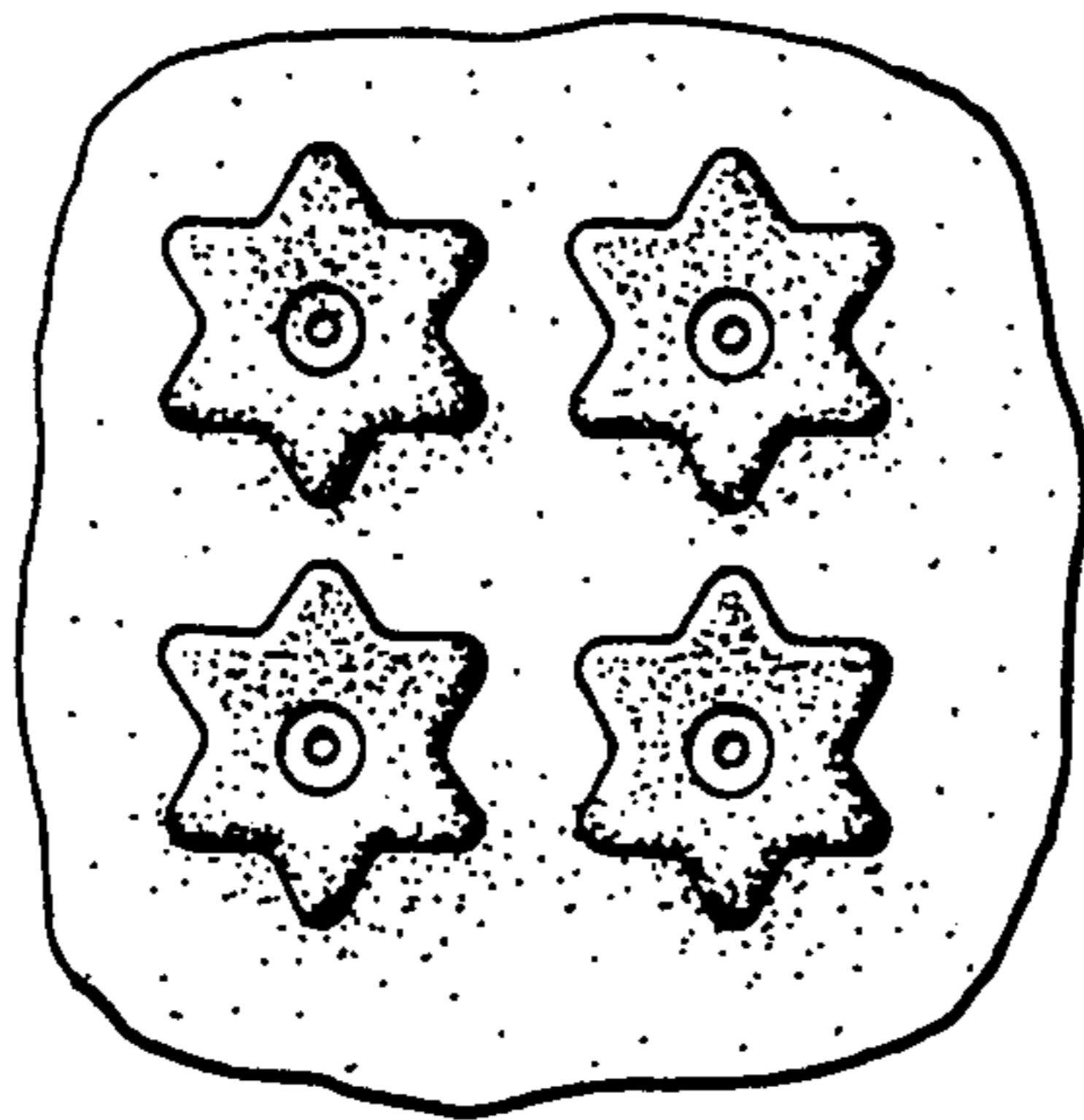


FIG. 7