



US00D332997S

United States Patent [19]

[11] Patent Number: **Des. 332,997**

Keefe

[45] Date of Patent: **** Feb. 2, 1993**

[54] HEATED TOILET SEAT

[76] Inventor: **Michael Keefe**, 5936 S. Spaulding Ave., Chicago, Ill. 60629

[**] Term: **14 Years**

[21] Appl. No.: **565,749**

[22] Filed: **Aug. 13, 1990**

[52] U.S. Cl. **D23/311**

[58] Field of Search **D23/309-312;**
4/234-241; 219/217

2,593,087	4/1952	Baggett .	
2,972,034	2/1961	Easley .	
3,045,096	7/1962	Clayton	219/217
3,073,937	1/1963	Easley	219/217
3,247,524	4/1966	Umann	219/217 X
3,493,721	2/1970	Kamitani et al.	219/217
4,446,584	5/1984	Suzuki .	

Primary Examiner—James R. Largen
Attorney, Agent, or Firm—Terry M. Gernstein

[57] **CLAIM**

The ornamental design for a heated toilet seat, as shown and described.

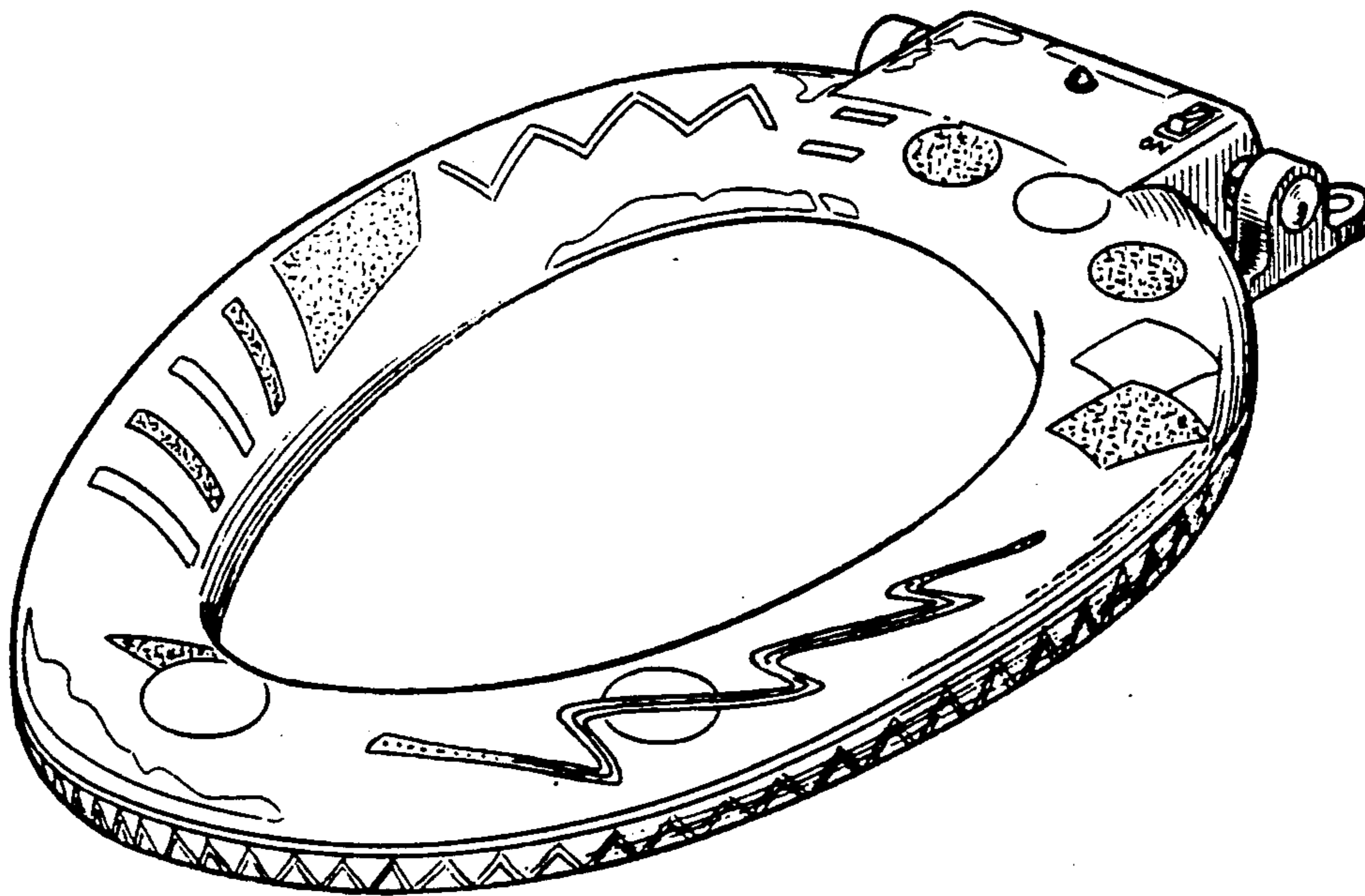
[56] **References Cited**

U.S. PATENT DOCUMENTS

1,058,270	4/1913	Stephens	219/217 X
1,412,436	4/1922	Wilkin	219/217
1,689,386	10/1928	Hawkins	4/237
2,087,112	7/1937	Nishinaka	4/237 X
2,287,371	6/1942	Blakesley et al.	219/217
2,447,738	8/1948	Conner	4/234 X

DESCRIPTION

FIG. 1 is a top perspective view of a heated toilet seat showing my new design;
FIG. 2 is a front elevational view thereof;
FIG. 3 is a rear elevational view thereof;
FIG. 4 is a right side elevational view thereof; and,
FIG. 5 is a bottom view thereof.






FIG. 1

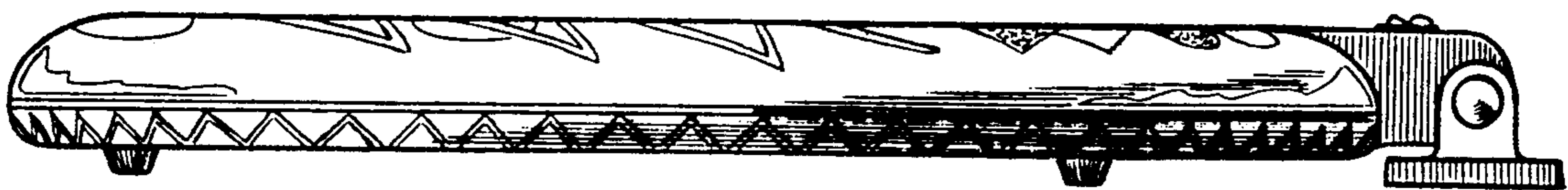


FIG. 4

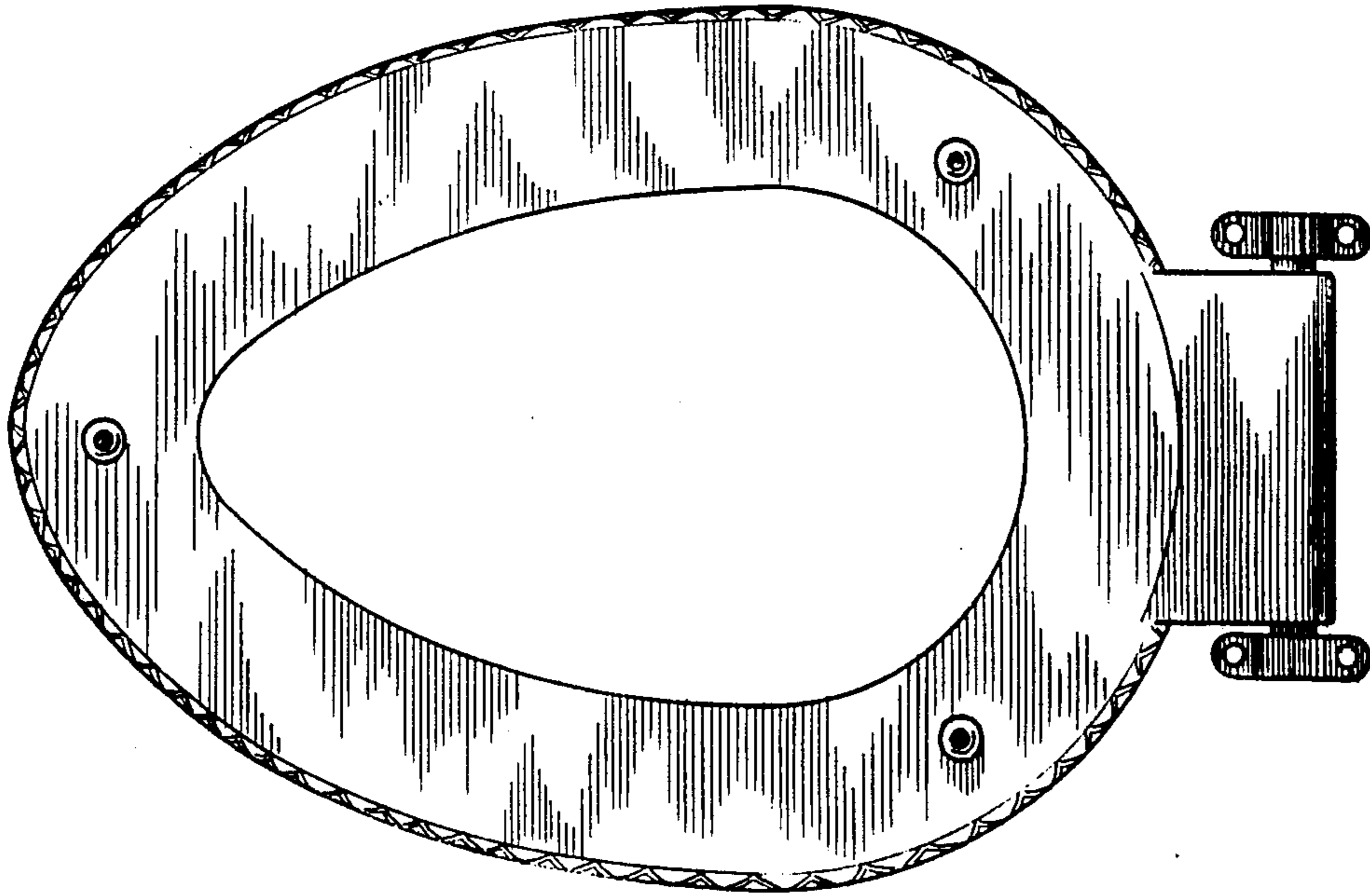


FIG. 5




FIG. 2




FIG. 3